



US00D746274S

(12) **United States Design Patent**  
**Herbst**

(10) **Patent No.:** **US D746,274 S**

(45) **Date of Patent:** **\*\* Dec. 29, 2015**

(54) **CASE FOR ELECTRONIC DEVICE**

(71) Applicant: **Logitech Europe S.A.**, Lausanne (CH)

(72) Inventor: **Scot Herbst**, Santa Cruz, CA (US)

(73) Assignee: **LOGITECH EUROPE S.A.**, Lausanne (CH)

(\*\*) Term: **14 Years**

(21) Appl. No.: **29/482,753**

(22) Filed: **Feb. 21, 2014**

(51) **LOC (10) Cl.** ..... **14-03**

(52) **U.S. Cl.**  
USPC ..... **D14/250**

(58) **Field of Classification Search**  
USPC ..... D14/250–253, 440, 203.3–203.7, 217,  
D14/496, 248, 238.1, 240, 447, 230, 247,  
D14/341, 345, 346, 439; D3/201, 218, 269,  
D3/301, 273, 303; D13/103, 107–108;  
220/4.02; 248/309.1; 361/679.56;  
379/426, 433.11, 455; 455/575.1,  
455/575.8; 190/100; 206/305, 320  
CPC ..... A45C 2011/002; A45C 11/00; A45C  
13/002; A45C 2011/003; H04M 1/0283;  
H04M 1/0202; H04M 1/185; H04B 1/3888  
See application file for complete search history.

(56) **References Cited**

U.S. PATENT DOCUMENTS

D673,940 S *	1/2013	Chang	.....	D14/250
D682,817 S *	5/2013	Murchison	.....	D14/250
D697,503 S *	1/2014	Melanson	.....	D14/250
D697,905 S *	1/2014	Chang	.....	D14/250
D706,255 S *	6/2014	Akana	.....	D14/250
D706,754 S *	6/2014	Goradesky	.....	D14/250
D720,735 S *	1/2015	Turocy	.....	D14/250
D725,642 S *	3/2015	Robertson	.....	D14/250
D735,183 S *	7/2015	Kim	.....	D14/250

\* cited by examiner

*Primary Examiner* — Carla Jobe Wright

*Assistant Examiner* — Holly E Thurman

(74) *Attorney, Agent, or Firm* — Pearne & Gordon LLP

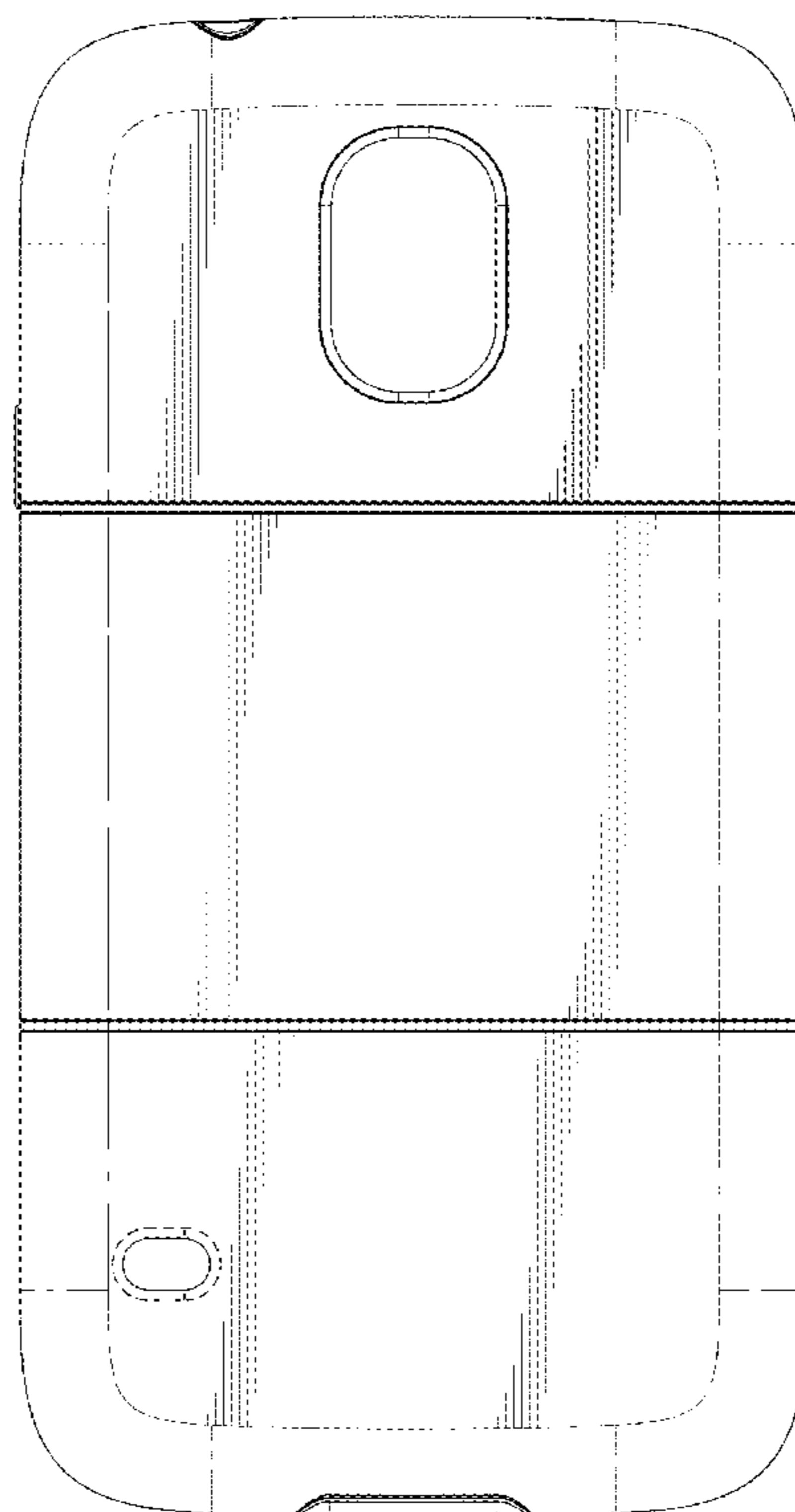
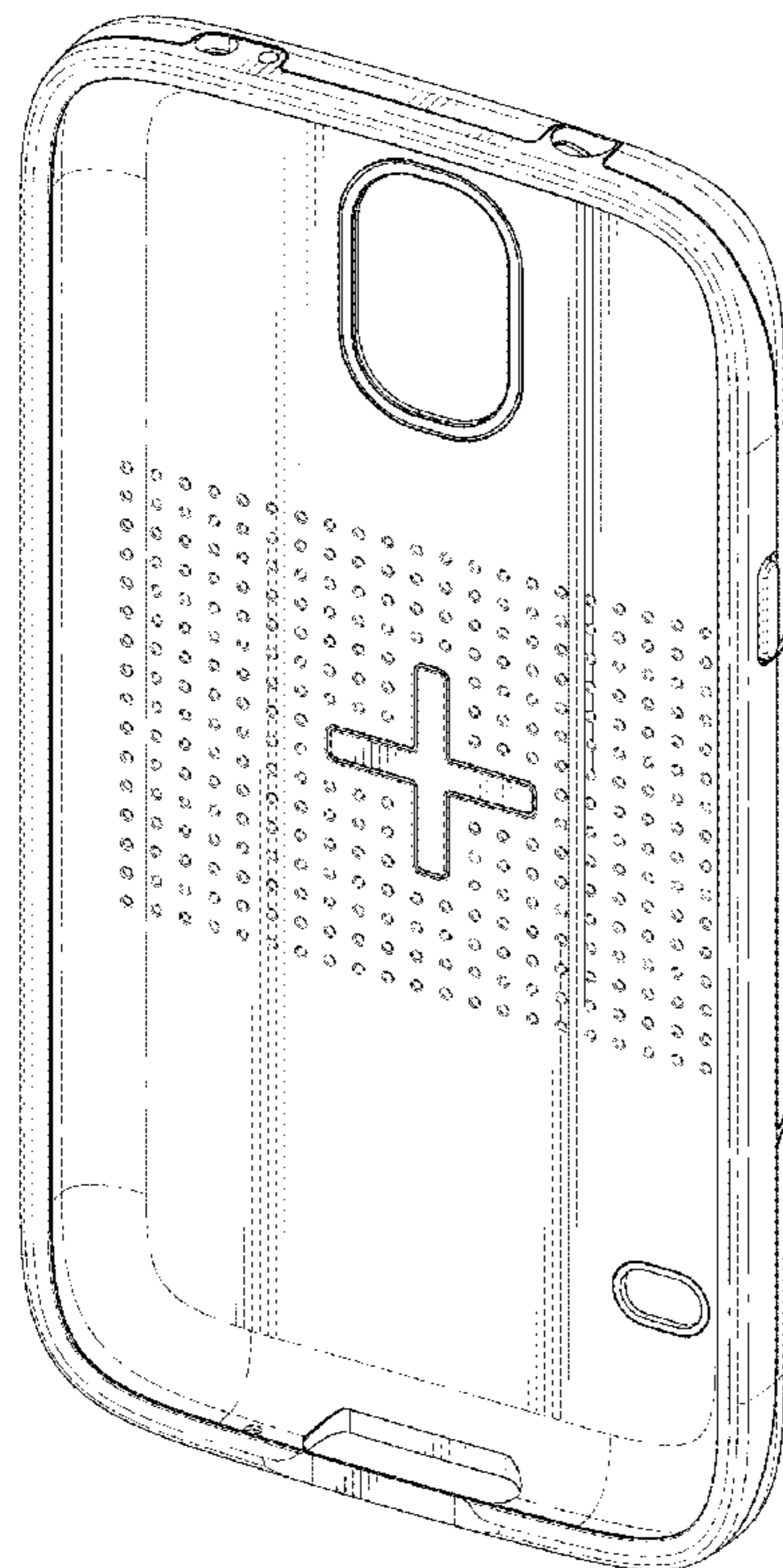
(57) **CLAIM**

The ornamental design for a case for electronic device, as shown and described.

**DESCRIPTION**

FIG. 1 is a front perspective view of a case for electronic device showing my new design;  
FIG. 2 is a front view thereof;  
FIG. 3 is a rear view thereof;  
FIG. 4 is a left side view thereof;  
FIG. 5 is a right side view thereof;  
FIG. 6 is a top view thereof; and,  
FIG. 7 is a bottom view thereof.  
The broken lines in the figures depict unclaimed environment and form no part of the claimed design.

**1 Claim, 5 Drawing Sheets**



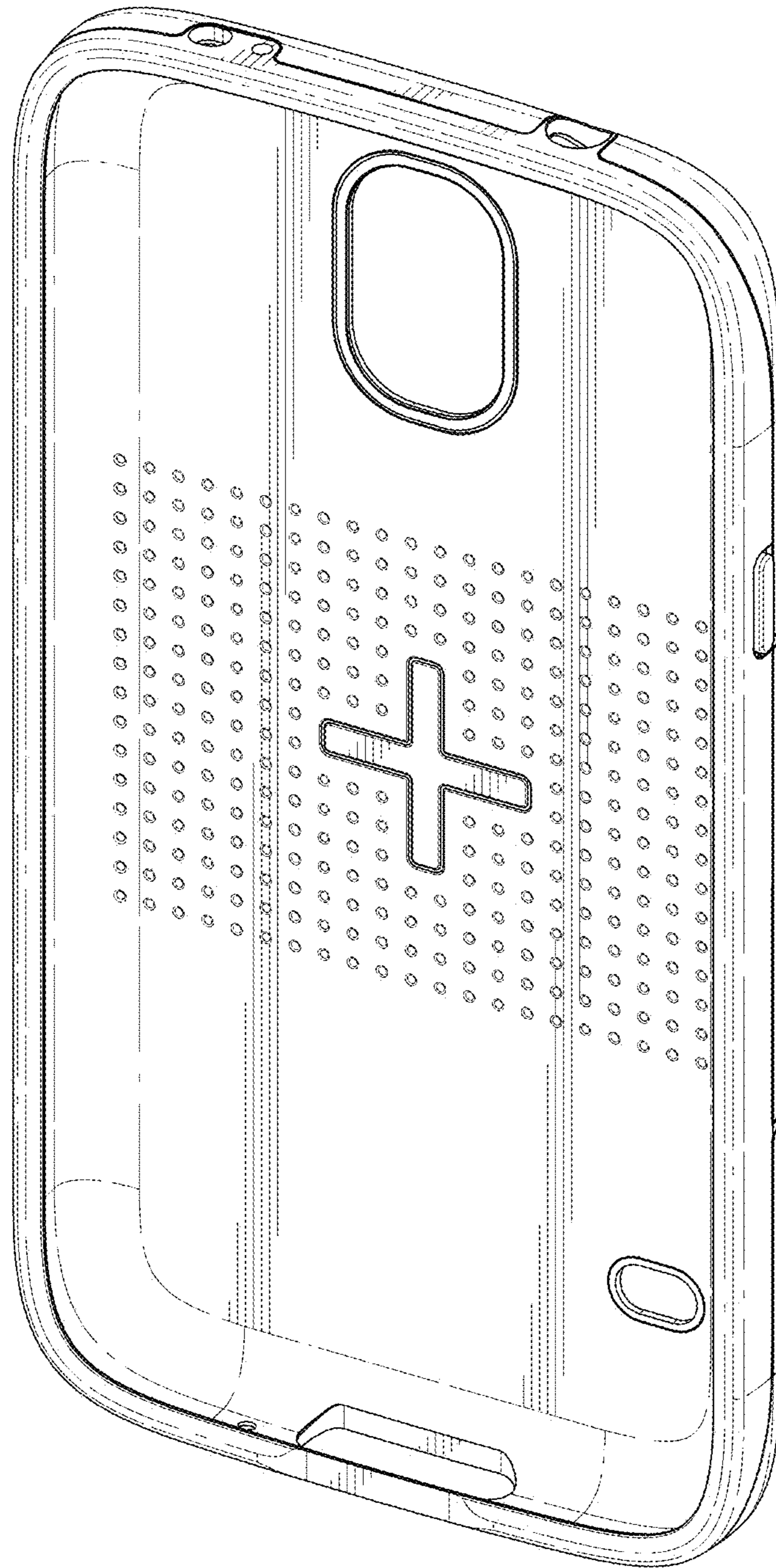


FIG. 1






FIG. 2

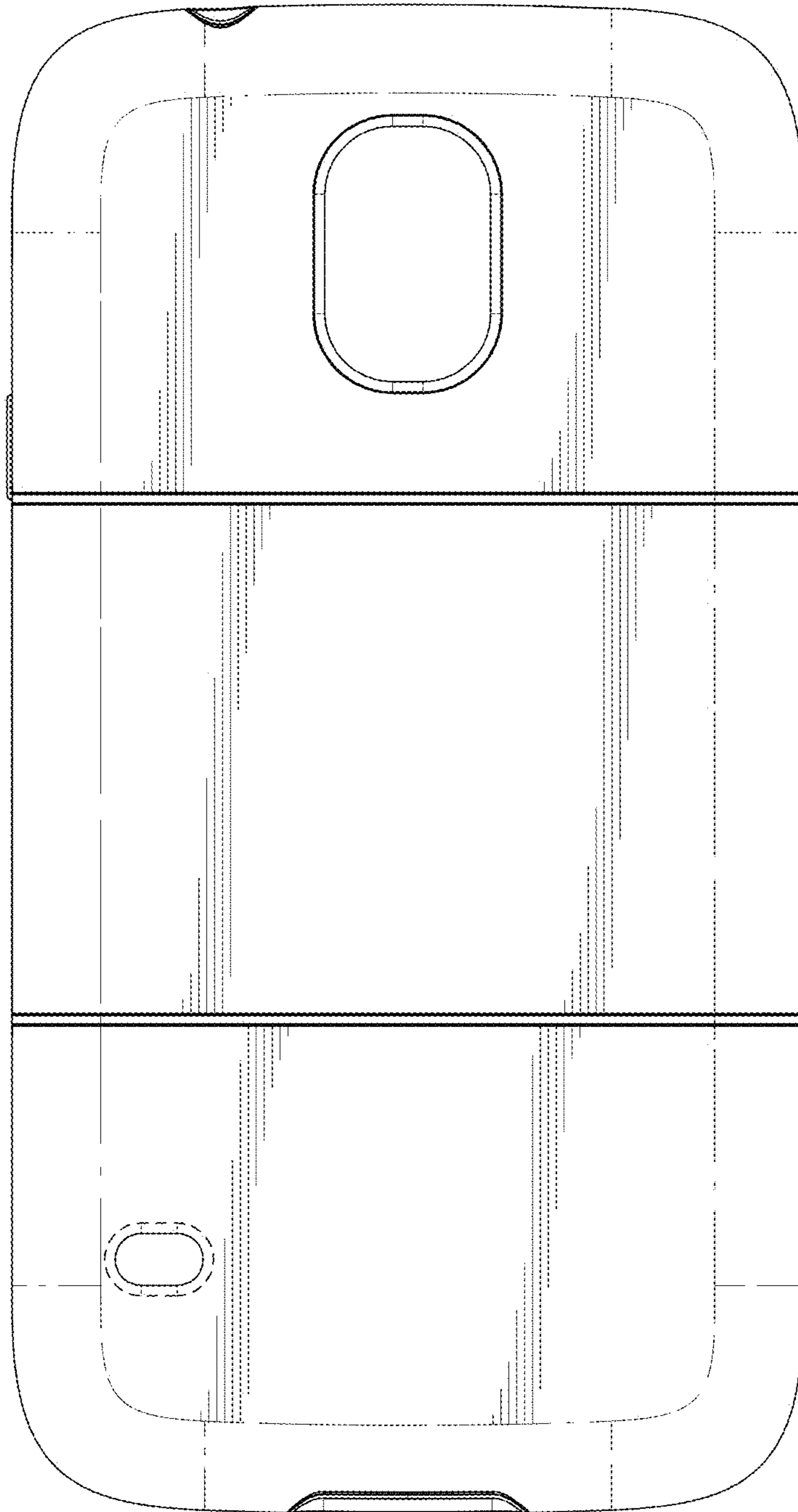


FIG. 3




FIG. 4




FIG. 5

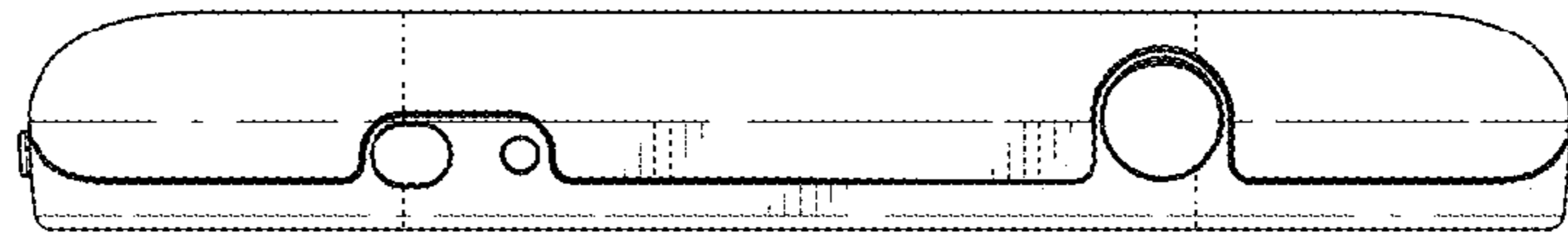


FIG. 6

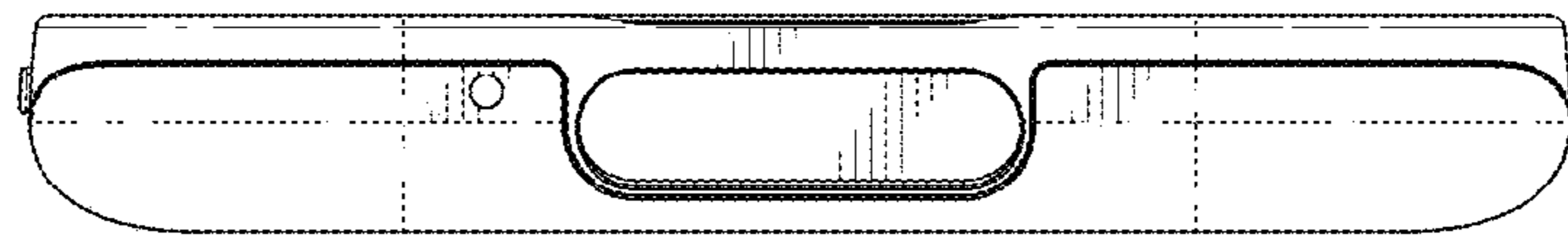


FIG. 7