



US00D746272S

(12) **United States Design Patent**
Schmidt

(10) **Patent No.:** **US D746,272 S**
(45) **Date of Patent:** **** Dec. 29, 2015**

(54) **MOBILE PHONE RADIATION SHIELD**

(71) Applicant: **LIFEWAVE, INC.**, San Diego, CA (US)

(72) Inventor: **David Schmidt**, San Diego, CA (US)

(73) Assignee: **LIFEWAVE, INC.**, San Diego, CA (US)

(**) Term: **14 Years**

(21) Appl. No.: **29/479,900**

(22) Filed: **Jan. 21, 2014**

(51) **LOC (10) Cl.** **14-03**

(52) **U.S. Cl.**

USPC **D14/250**

(58) **Field of Classification Search**

USPC D14/250–253, 440, 203.3–203.7, 217,
D14/496, 248, 238.1, 240, 447; D3/201,
D3/218, 269, 301, 273, 303; D13/103,
D13/107–108; 220/4.02; 248/309.1;
361/679.56; 379/426, 433.11, 455;
455/575.1, 575.8; 190/100; 206/305,
206/320; D29/103, 122

CPC A45C 2011/002; A45C 11/00; A45C
13/002; A45C 2011/003; H04M 1/0283;
H04M 1/0202

See application file for complete search history.

(56) **References Cited**

U.S. PATENT DOCUMENTS

| | | | | | |
|-----------|------|---------|---------------|-------|------------|
| 5,335,366 | A * | 8/1994 | Daniels | | 455/575.5 |
| 5,338,896 | A * | 8/1994 | Danforth | | 174/380 |
| 5,367,309 | A * | 11/1994 | Tashjian | | 343/702 |
| 5,444,866 | A * | 8/1995 | Cykiert | | 455/575.5 |
| 5,550,552 | A * | 8/1996 | Oxley | | 343/702 |
| 5,613,221 | A * | 3/1997 | Hunt | | 455/575.5 |
| 5,657,386 | A * | 8/1997 | Schwanke | | 379/433.13 |
| D408,826 | S * | 4/1999 | Gargas et al. | | D14/250 |
| D413,606 | S * | 9/1999 | Gargas et al. | | D14/250 |
| 6,075,977 | A * | 6/2000 | Bayrami | | 455/575.5 |
| D462,072 | S * | 8/2002 | Kunz et al. | | D14/250 |
| 6,711,387 | B1 * | 3/2004 | Lungley | | 455/90.3 |
| 8,622,770 | B2 * | 1/2014 | Teo et al. | | 439/607.2 |

| | | | | | |
|--------------|------|---------|--------------|-------|-----------|
| 8,696,540 | B2 * | 4/2014 | Mehta et al. | | 600/8 |
| D717,671 | S * | 11/2014 | Maduro | | D10/47 |
| D717,672 | S * | 11/2014 | Maduro | | D10/47 |
| 2003/0011530 | A1 * | 1/2003 | Lin | | 343/895 |
| 2004/0198415 | A1 * | 10/2004 | Lin et al. | | 455/550.1 |
| 2010/0113111 | A1 * | 5/2010 | Wong et al. | | 455/575.5 |
| 2012/0047631 | A1 * | 3/2012 | Connolly | | 2/272 |
| 2013/0035142 | A1 * | 2/2013 | Wolf, II | | 455/566 |
| 2013/0087593 | A1 * | 4/2013 | Ivarez | | 224/576 |
| 2014/0045561 | A1 * | 2/2014 | Liu | | 455/575.8 |

* cited by examiner

Primary Examiner — Carla Jobe Wright

Assistant Examiner — Holly. E Thurman

(74) *Attorney, Agent, or Firm* — ARC IP Law, PC; Joseph J. Mayo

(57) **CLAIM**

The ornamental design for a mobile phone radiation shield, as shown and described.

DESCRIPTION

FIG. 1 is a front perspective view of a mobile phone radiation shield showing our new design.

FIG. 2 is a rear perspective view of the mobile phone radiation shield of FIG. 1.

FIG. 3 is a front view of the mobile phone radiation shield of FIG. 1.

FIG. 4 is a left side view of mobile phone radiation shield of FIG. 1, shown in enlarged scale.

FIG. 5 is a right side view of the mobile phone radiation shield of FIG. 1, shown in enlarged scale.


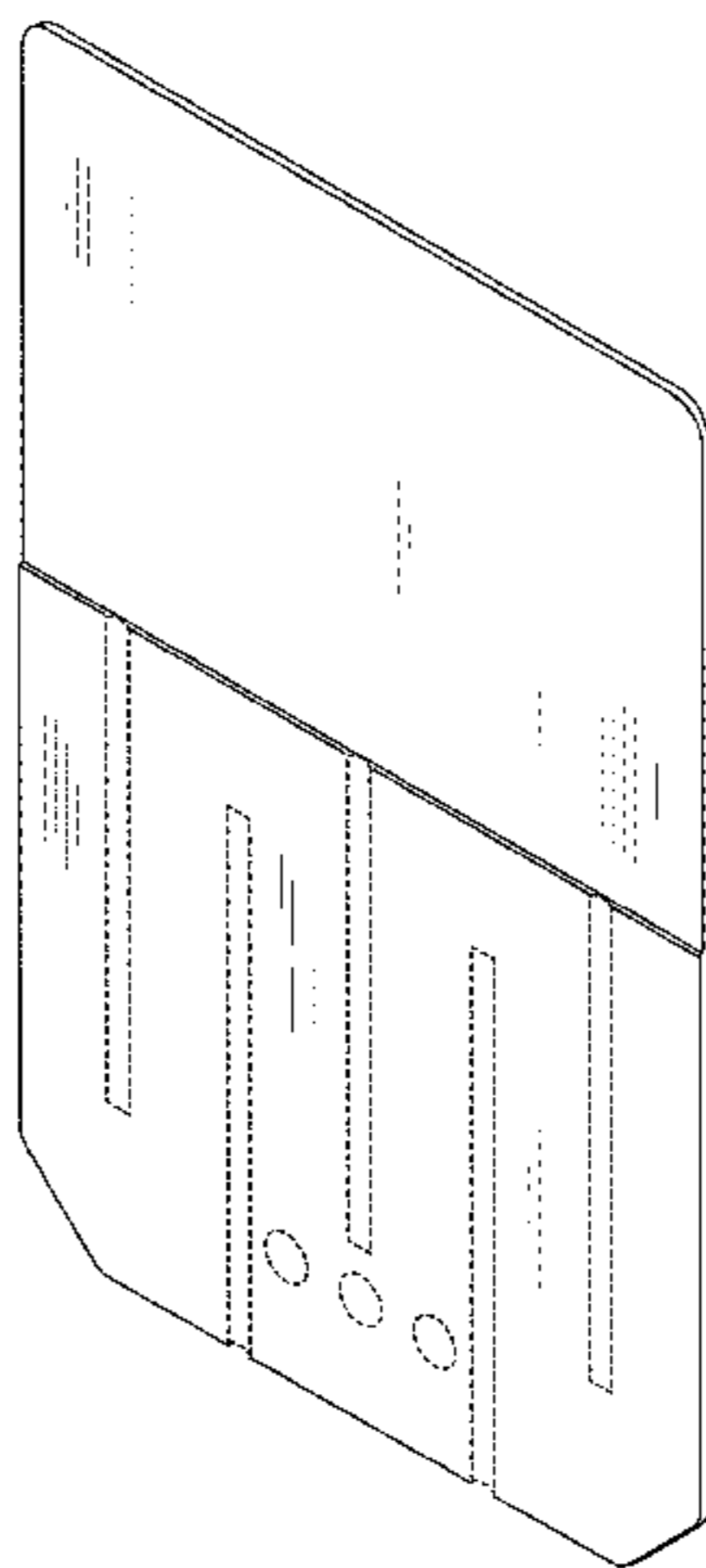
FIG. 6 is a rear view of the mobile phone radiation shield of FIG. 1.

FIG. 7 is a top view of the mobile phone radiation shield of FIG. 1, shown in enlarged scale; and,

FIG. 8 is a bottom view of the mobile phone radiation shield of FIG. 1, shown in enlarged scale.

The broken lines in the drawing figures depict unclaimed portions of the mobile phone radiation shield and form no part of the claimed design.

1 Claim, 6 Drawing Sheets



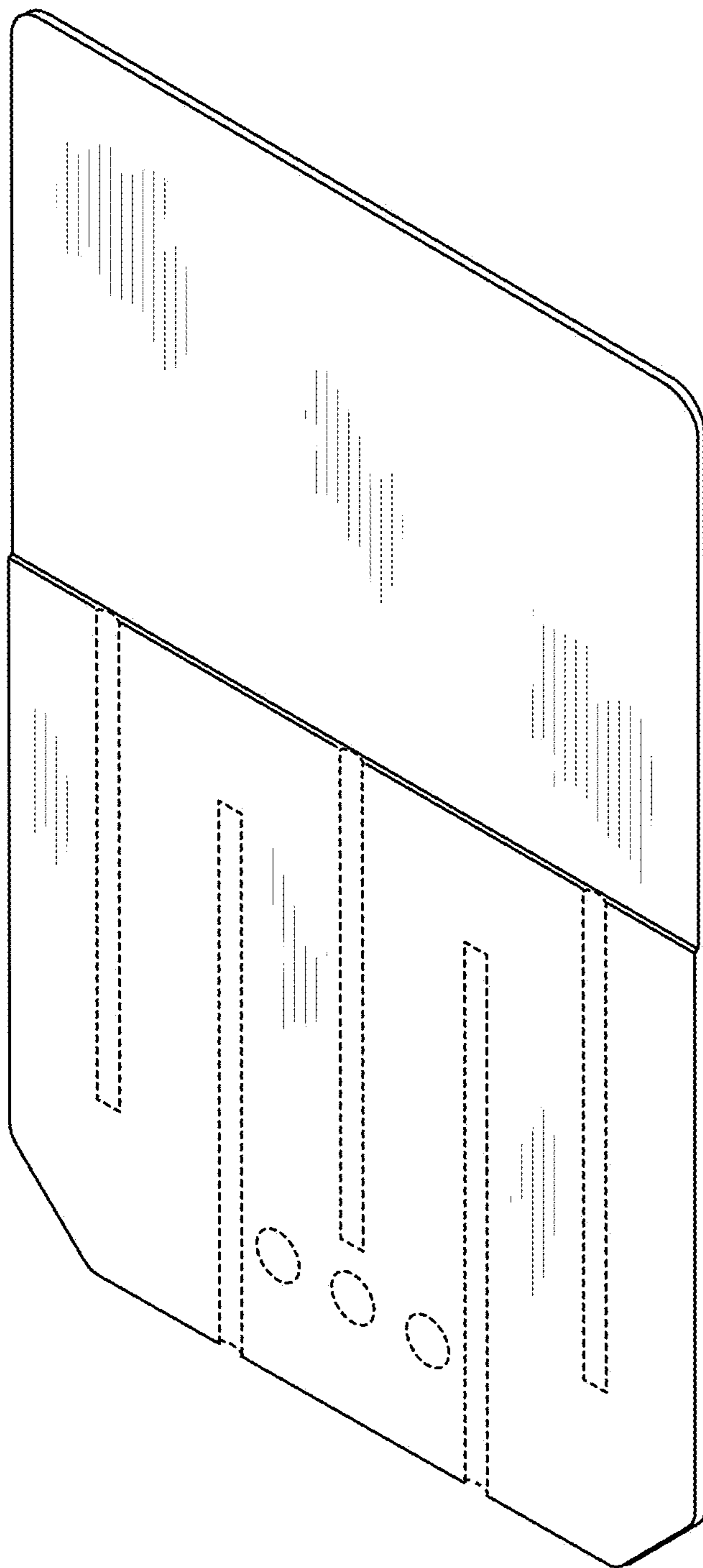


FIG. 1

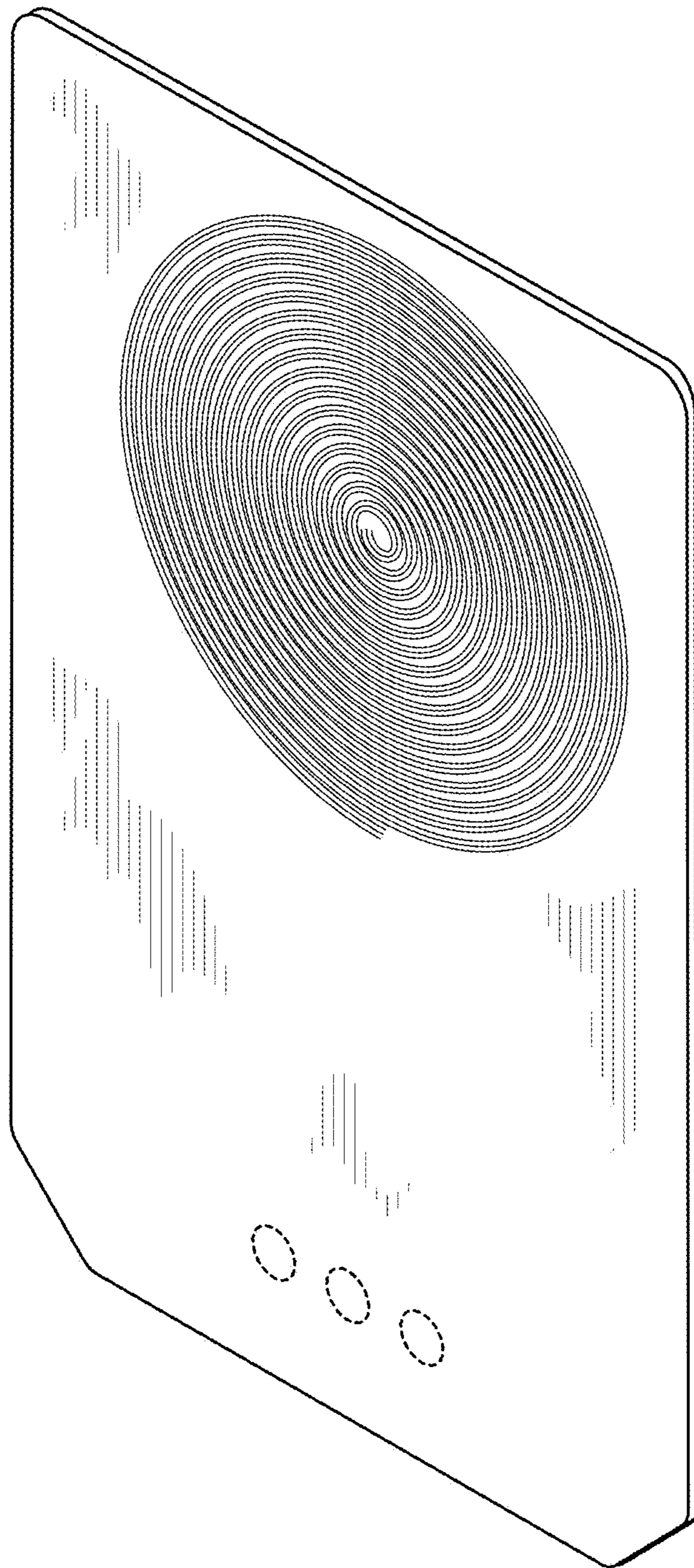


FIG. 2

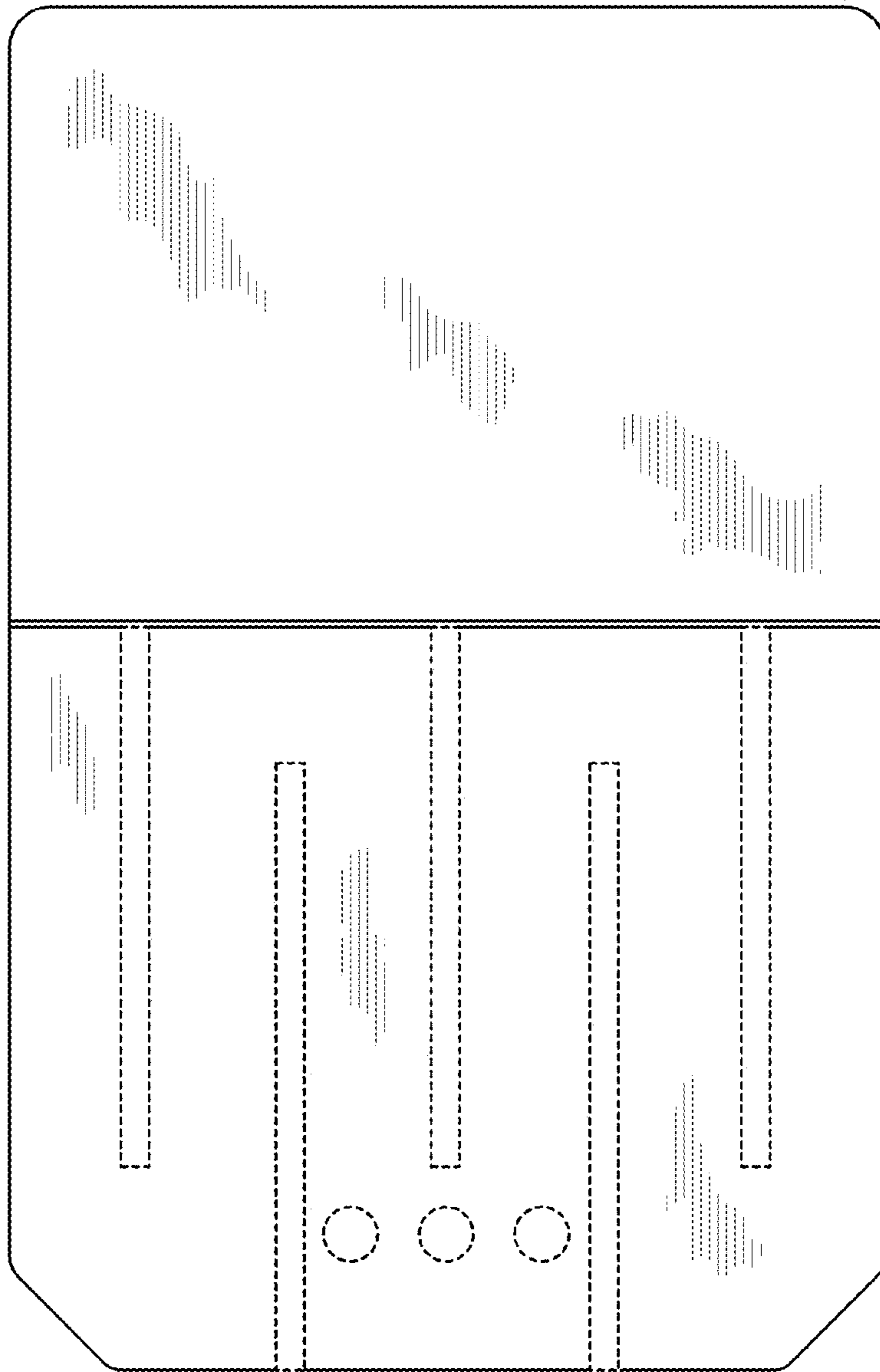


FIG. 3



FIG. 4



FIG. 5




FIG. 6



FIG. 7



FIG. 8