



US00D746271S

(12) **United States Design Patent**
Han

(10) **Patent No.:** **US D746,271 S**
(45) **Date of Patent:** **** Dec. 29, 2015**

(54) **MOBILE TERMINAL**

(71) Applicant: **Samsung Electronics Co., Ltd.**,
Suwon-si (KR)

(72) Inventor: **Woo-Seung Han**, Seoul (KR)

(73) Assignee: **Samsung Electronics Co., Ltd.**,
Suwon-si (KR)

(**) Term: **14 Years**

(21) Appl. No.: **29/472,063**

(22) Filed: **Nov. 8, 2013**

(30) **Foreign Application Priority Data**

Sep. 26, 2013 (KR) 30-2013-0049081

(51) **LOC (10) Cl.** **14-03**

(52) **U.S. Cl.**
USPC **D14/248**

(58) **Field of Classification Search**
USPC D14/137, 138 R, 138 AA, 138 C, 138 G,
D14/142, 144, 147, 240, 247, 248, 250,
D14/341-347, 496, 138; D13/168; D18/7;
455/90.2, 90.3, 550.1, 556.1, 556.2;
379/433.01

CPC ... H04M 1/02; H04M 1/0202; H04M 1/0206;
H04M 1/0208; H04M 1/021; H04M 1/0212;
H04M 1/0214; H04M 1/0216; H04M 1/0264;
G06F 1/1626

See application file for complete search history.

(56) **References Cited**

U.S. PATENT DOCUMENTS

D558,756 S * 1/2008 Andre et al. D14/341
D615,062 S * 5/2010 Tsai et al. D14/138 AA
D623,163 S * 9/2010 Choi et al. D14/138 AA
D629,772 S * 12/2010 Mo et al. D14/138 G
D633,460 S * 3/2011 Yi et al. D14/138 G

D646,248 S * 10/2011 Lee D14/138 G
D650,350 S * 12/2011 Wong D14/138 G
D656,917 S * 4/2012 Tom et al. D14/138 G
D657,764 S * 4/2012 Hong D14/138 G
D664,517 S * 7/2012 Sutherland et al. D14/138 G
D675,183 S * 1/2013 Suk D14/138 AA
D675,185 S * 1/2013 Han D14/138 AA
D675,186 S * 1/2013 Han D14/138 AA
D676,407 S * 2/2013 Kim D14/138 AA
D682,238 S * 5/2013 Park et al. D14/138 AA
D686,587 S * 7/2013 Osaki D14/138 AA
D687,007 S * 7/2013 Son D14/138 AA
D697,893 S * 1/2014 Kim et al. D14/138 G
D703,176 S * 4/2014 Yoo et al. D14/138 G
D703,178 S * 4/2014 Park et al. D14/138 G
D703,632 S * 4/2014 Lim et al. D14/138 G
D706,237 S * 6/2014 Kim et al. D14/138 G
D706,736 S * 6/2014 Kim et al. D14/138 G

(Continued)

FOREIGN PATENT DOCUMENTS

RU 81520 4/2012

Primary Examiner — Sandra Snapp
(74) *Attorney, Agent, or Firm* — NSIP Law

(57) **CLAIM**

The ornamental design for a mobile terminal, as shown and described.

DESCRIPTION

FIG. 1 is a front perspective view of a mobile terminal showing my new design;

FIG. 2 is a front view thereof;

FIG. 3 is a rear view thereof;

FIG. 4 is a left-side view thereof;


FIG. 5 is a right-side view thereof;

FIG. 6 is a top view thereof; and,

FIG. 7 is a bottom view thereof.

The broken lines illustrating portions of the mobile terminal are for environmental purposes only and form no part of the claimed design.

1 Claim, 5 Drawing Sheets



US D746,271 S

Page 2

(56)

References Cited

U.S. PATENT DOCUMENTS

D706,737 S * 6/2014 Kim et al. D14/138 G
D709,475 S * 7/2014 Hirota D14/138 AA
D710,323 S * 8/2014 Harmon et al. D14/138 AA

D710,843 S * 8/2014 Akana et al. D14/341
D713,813 S * 9/2014 Lee D14/138 G
D716,251 S * 10/2014 Choi et al. D14/138 G
D730,860 S * 6/2015 Ryu et al. D14/138 G

* cited by examiner

FIG. 1




FIG. 2




FIG. 3



FIG. 4




FIG. 5




FIG. 6

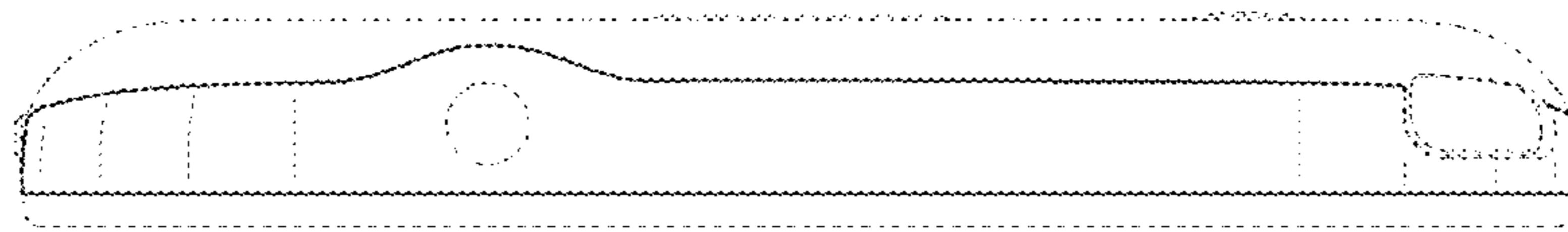


FIG. 7

