



US00D746268S

(12) **United States Design Patent**  
**Karayiannis et al.**

(10) **Patent No.:** **US D746,268 S**

(45) **Date of Patent:** **\*\* Dec. 29, 2015**

(54) **EARPHONE**

(71) Applicant: **Harman International Industries, Incorporated, Stamford, CT (US)**

(72) Inventors: **Effrosini A. Karayiannis, St. Louis, MO (US); Anna Grace Meyer, Hannibal, MO (US)**

(73) Assignee: **Harman International Industries, Incorporated, Northridge, CA (US)**

(\*\*) Term: **14 Years**

(21) Appl. No.: **29/495,099**

(22) Filed: **Jun. 26, 2014**

(51) **LOC (10) Cl.** ..... **14-01**

(52) **U.S. Cl.**  
USPC ..... **D14/223**

(58) **Field of Classification Search**  
USPC ..... D14/205, 223; 181/129, 130, 131;  
379/430, 431; 381/380, 381, 370, 371,  
381/373; 455/90.3, 575.1  
CPC ..... H04R 1/10  
See application file for complete search history.

(56) **References Cited**

**U.S. PATENT DOCUMENTS**

4,646,872	A *	3/1987	Kamon et al. ....	181/129
4,981,194	A *	1/1991	Kamon et al. ....	181/129
D316,550	S *	4/1991	Sogabe .....	D14/168
D318,473	S *	7/1991	Miyashita et al. ....	D14/223
D334,043	S *	3/1993	Taniguchi et al. ....	D14/218
D337,589	S *	7/1993	Wada .....	D14/223
5,809,159	A *	9/1998	Lee .....	381/380
6,084,976	A *	7/2000	Lin .....	381/380
6,668,064	B1 *	12/2003	Lin .....	381/380
D523,846	S *	6/2006	Lee .....	D14/205
D533,868	S *	12/2006	Koizumi .....	D14/223
D539,268	S *	3/2007	Suzuki .....	D14/206
D554,109	S *	10/2007	Ledbetter et al. ....	D14/223
D556,741	S *	12/2007	Yeo .....	D14/223

D568,291	S *	5/2008	Andre et al. ....	D14/205
D572,703	S *	7/2008	Ledbetter .....	D14/205
D573,977	S *	7/2008	Ledbetter et al. ....	D14/205
D573,978	S *	7/2008	Ledbetter .....	D14/205
D575,269	S *	8/2008	Ledbetter et al. ....	D14/205
D623,171	S *	9/2010	Chen .....	D14/223
8,055,007	B2 *	11/2011	Kim .....	381/382
D654,057	S	2/2012	Burgett et al.	
D660,290	S *	5/2012	Weedon .....	D14/223
D688,650	S *	8/2013	Chen .....	D14/223
8,515,116	B2 *	8/2013	Lee .....	381/380
D695,718	S	12/2013	Burgett et al.	
D695,719	S	12/2013	Burgett et al.	
D696,230	S	12/2013	Burgett et al.	
D699,213	S	2/2014	Burgett et al.	
D711,857	S	8/2014	Burgett et al.	
8,879,768	B2 *	11/2014	Podoloff .....	381/373
8,989,425	B2 *	3/2015	Hua .....	381/373
2007/0154050	A1 *	7/2007	Kim .....	381/382
2013/0188804	A1	7/2013	Burgett	
2013/0336495	A1	12/2013	Burgett et al.	
2014/0119590	A1	5/2014	Burgett et al.	
2014/0153767	A1 *	6/2014	Hua .....	381/380

\* cited by examiner

*Primary Examiner* — Paula Greene

(74) *Attorney, Agent, or Firm* — Plumsea Law Group, LLC

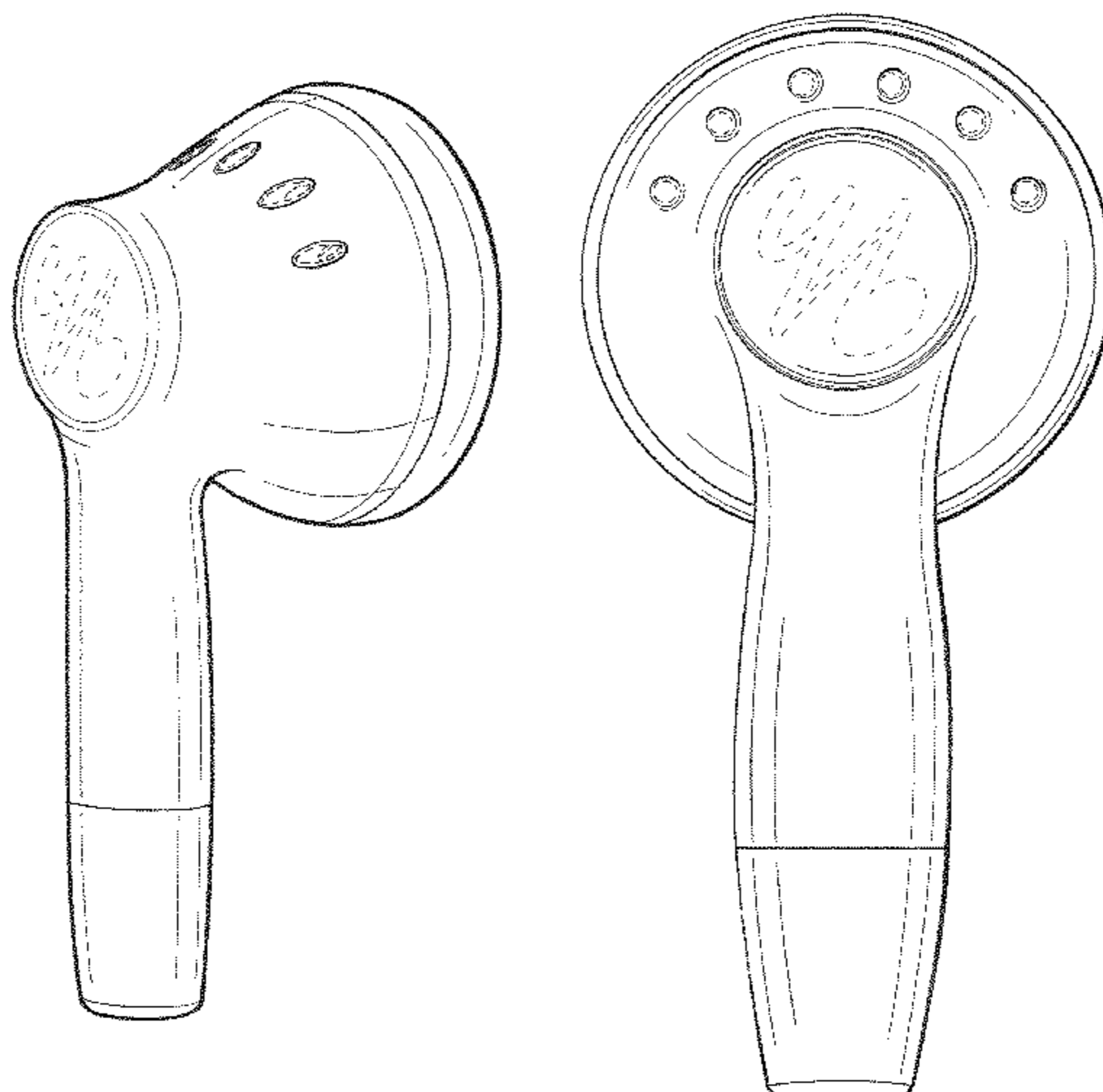
(57) **CLAIM**

The ornamental design for an earphone, as shown and described.

**DESCRIPTION**

FIG. 1 is a rear perspective view of the earphone; FIG. 2 is a front elevation view thereof; FIG. 3 is a rear elevation view thereof; FIG. 4 is a top plan view thereof; FIG. 5 is a bottom plan view thereof; FIG. 6 is a left side elevation view thereof; and, FIG. 7 is a right-side elevation view thereof. The dashed lines in FIGS. 1 and 3 show an embellishment; and the dashed lines in FIG. 2 show a speaker, none of which form a part of the design.

**1 Claim, 7 Drawing Sheets**



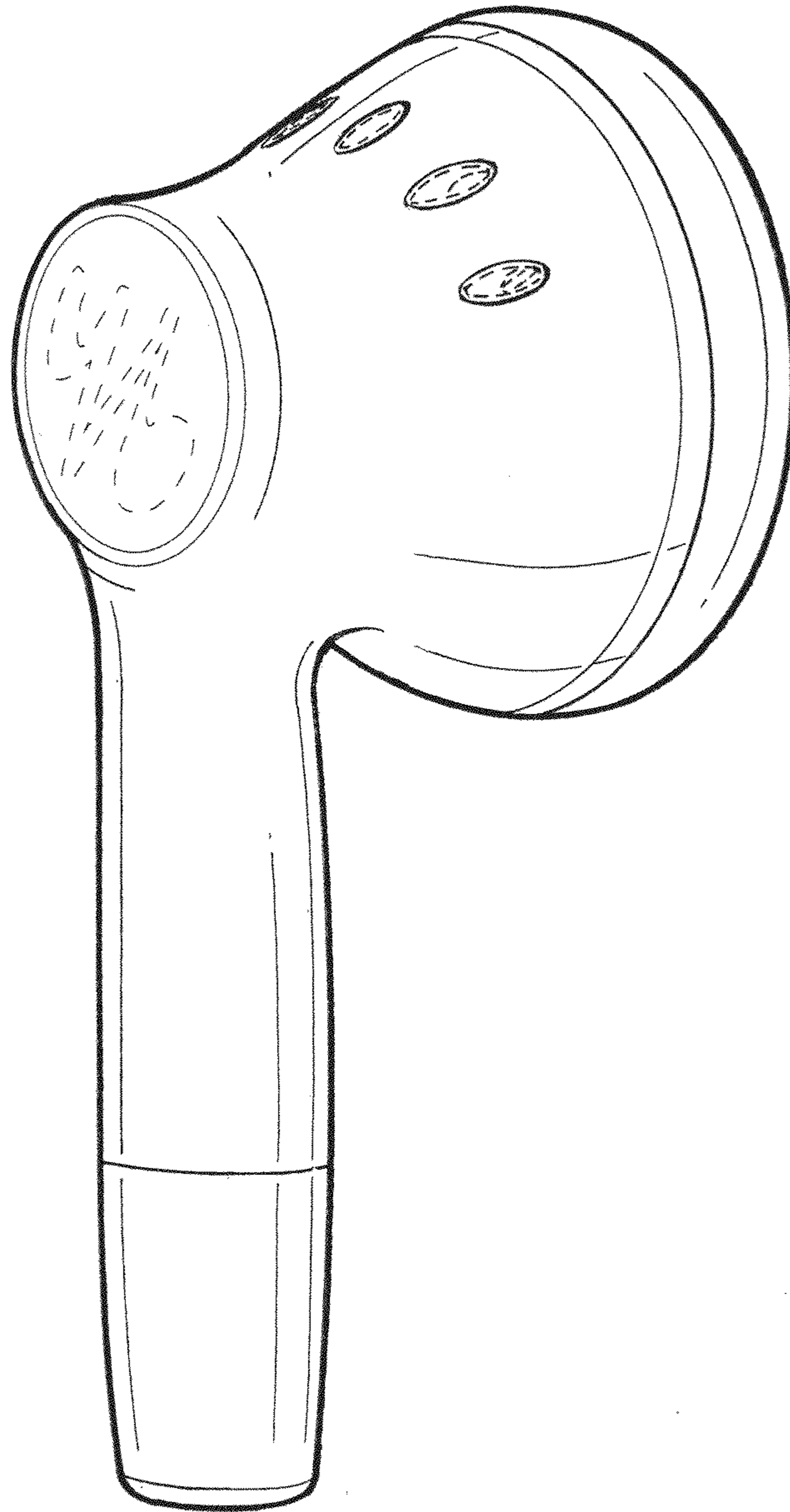


FIG. 1

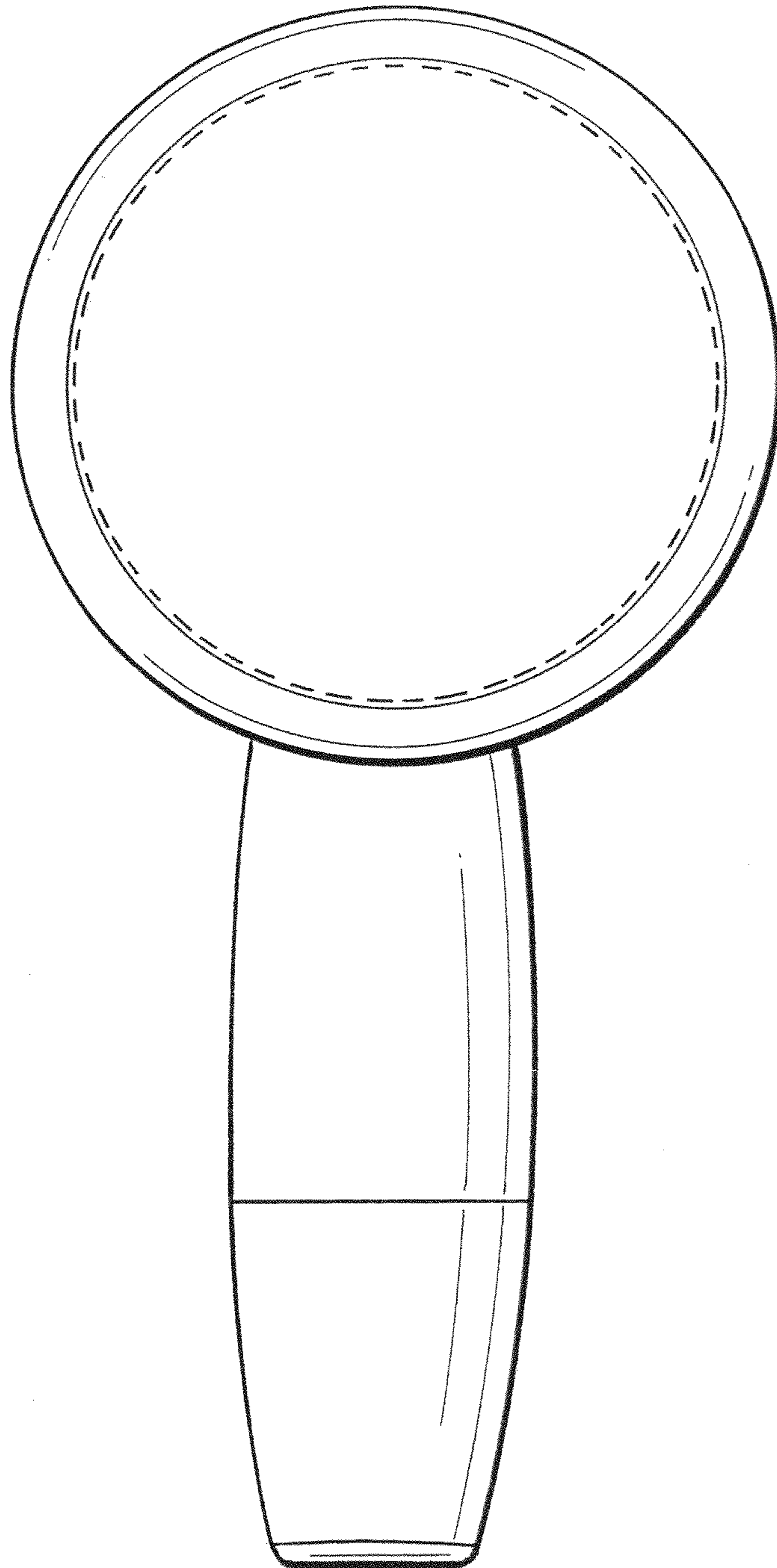


FIG. 2

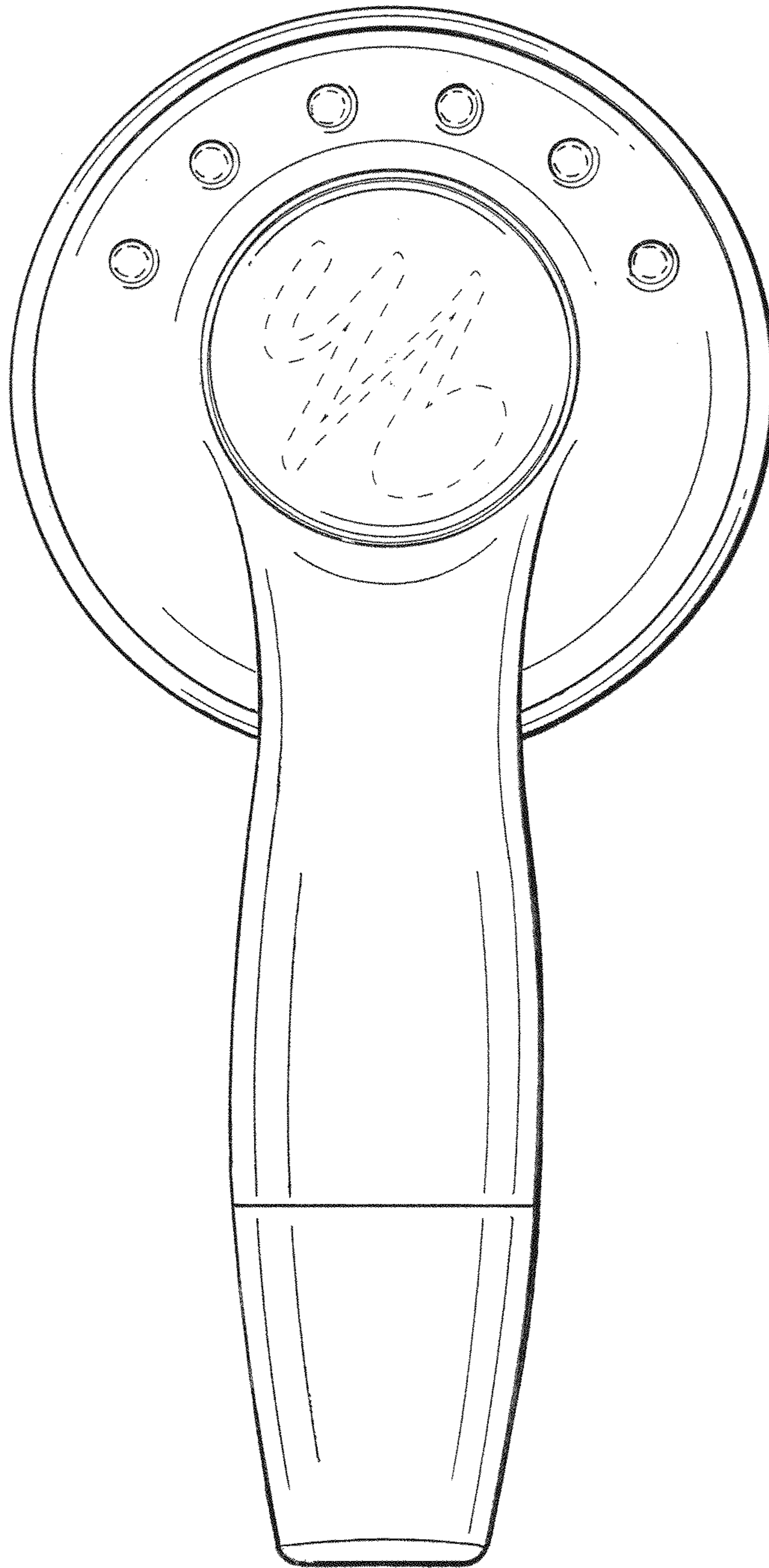


FIG. 3

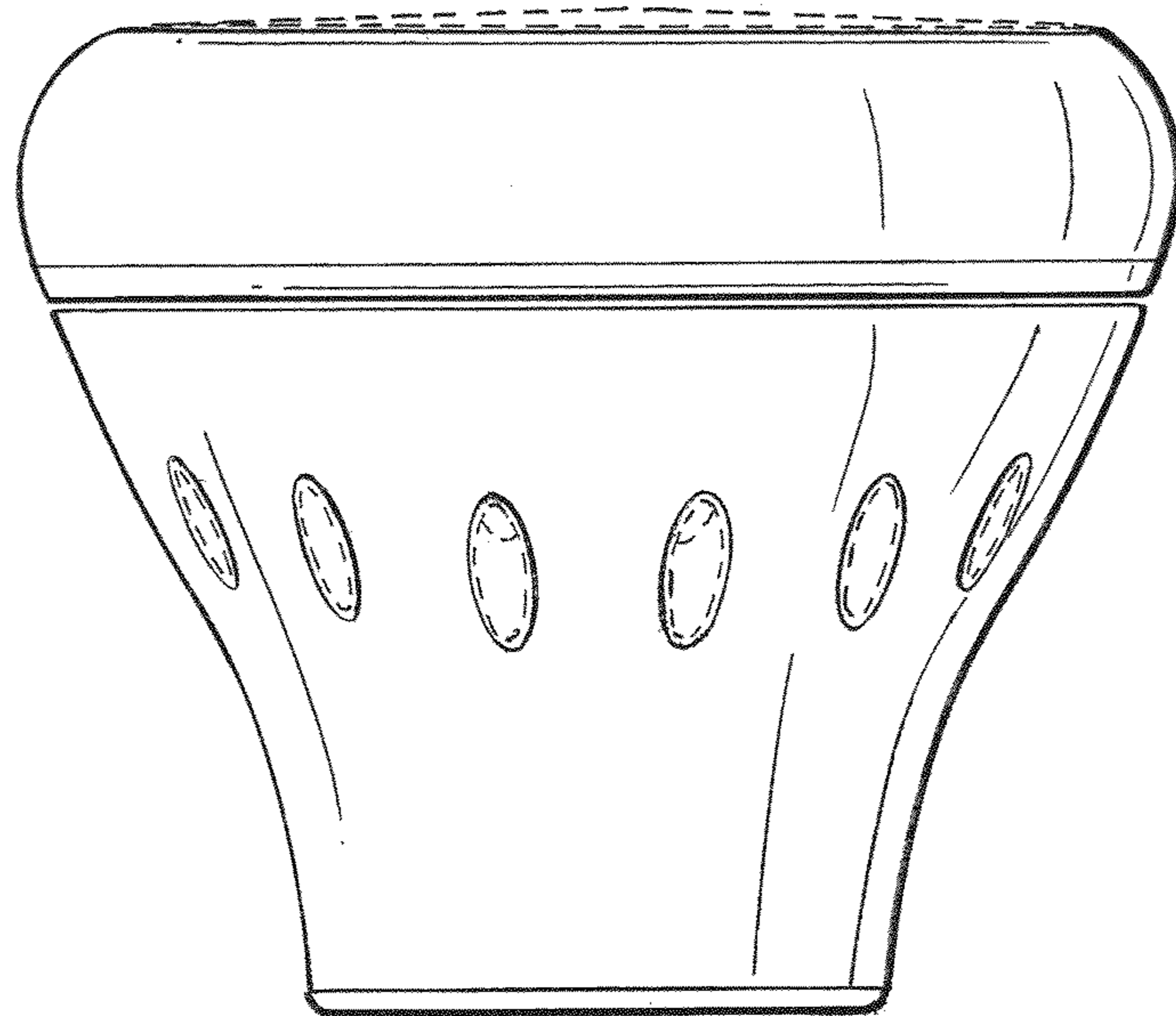


FIG. 4

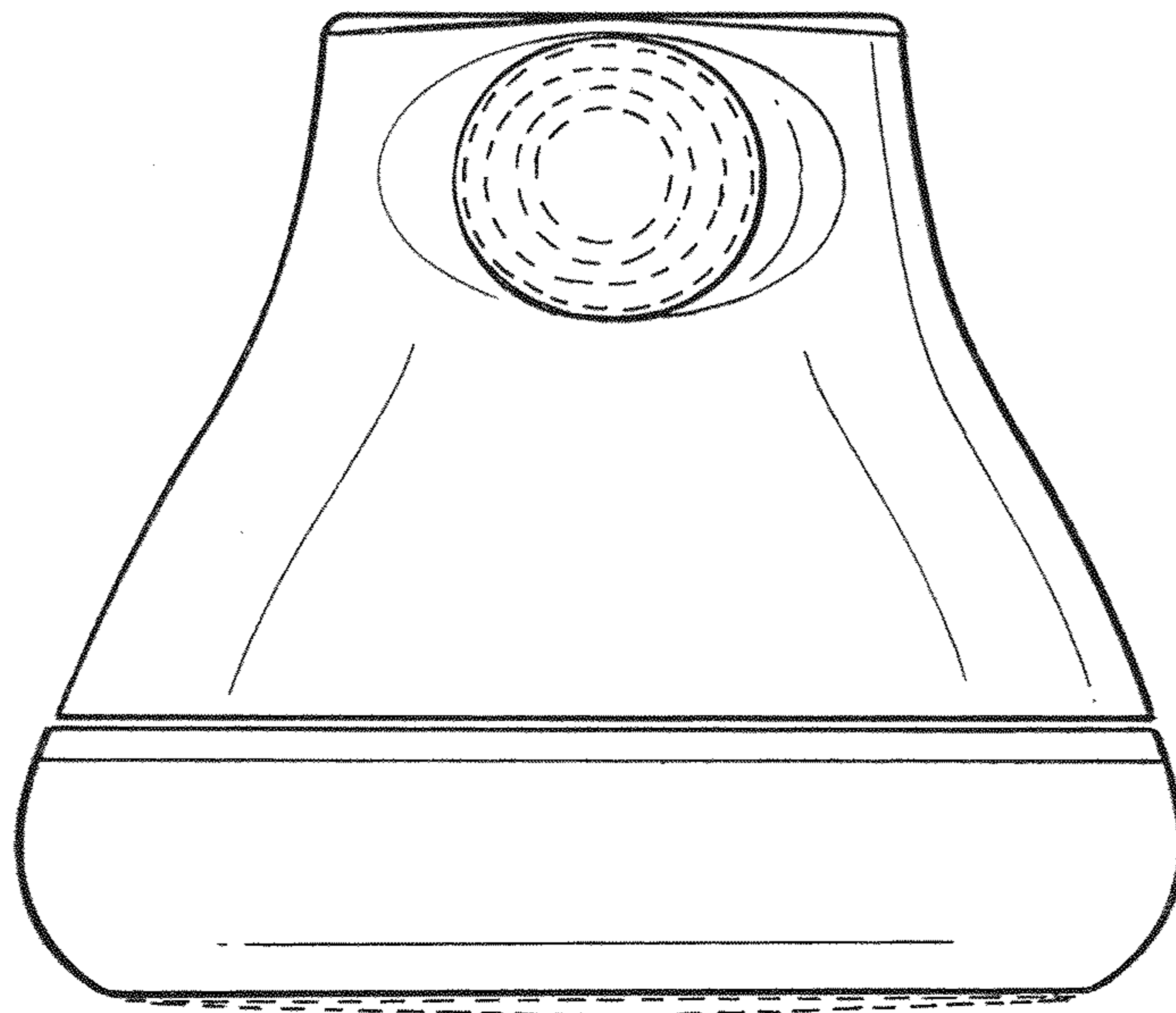


FIG. 5

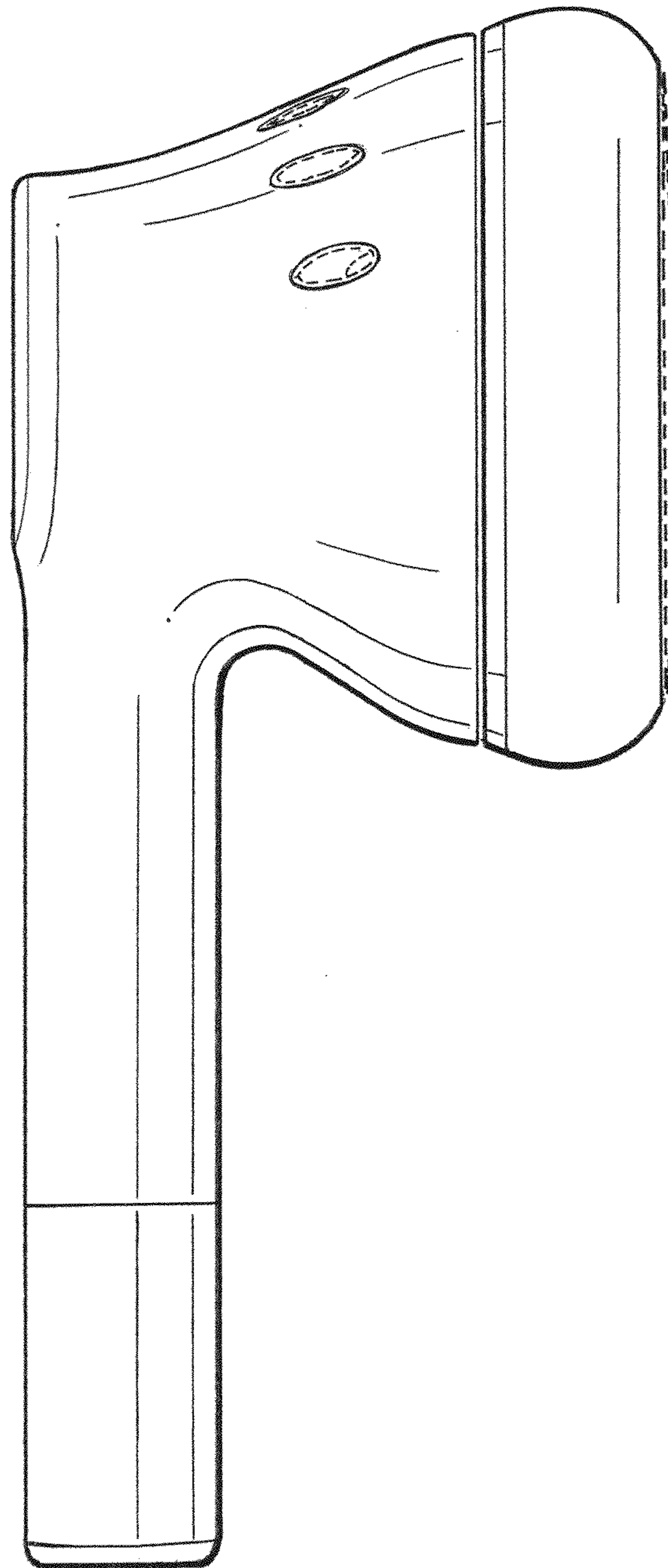


FIG. 6

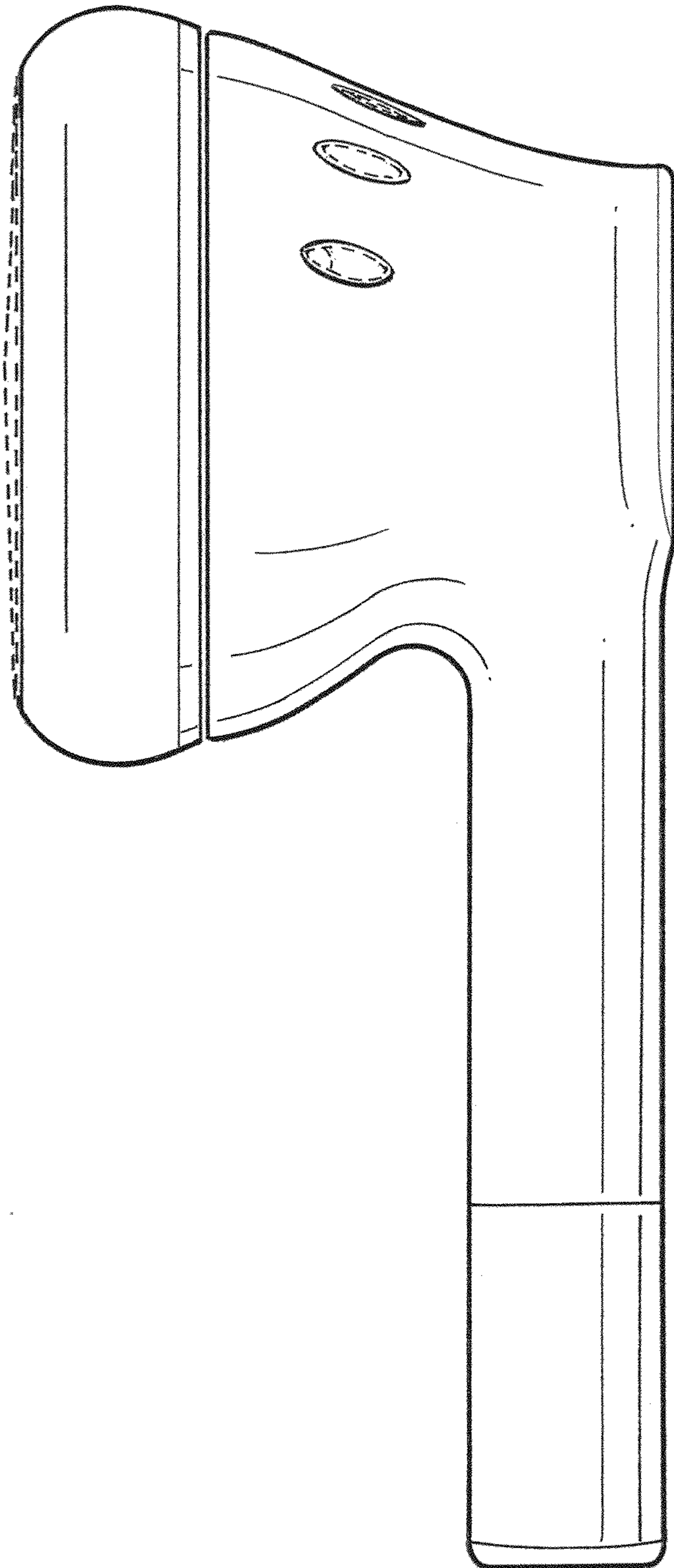


FIG. 7