



US00D746266S

(12) **United States Design Patent**
Kwon et al.

(10) **Patent No.:** **US D746,266 S**
(45) **Date of Patent:** **** Dec. 29, 2015**

(54) **REMOTE CONTROLLER**

(71) Applicant: **Samsung Electronics Co., Ltd.**,
Suwon-si (KR)

(72) Inventors: **Jong-Chan Kwon**, Yongin-si (KR);
Eun-Ha Choi, Seoul (KR); **Young Ahn**,
Seoul (KR); **Jin-Le Ryu**, Seoul (KR)

(73) Assignee: **Samsung Electronics Co., Ltd.**,
Suwon-si (KR)

(**) Term: **14 Years**

(21) Appl. No.: **29/485,707**

(22) Filed: **Mar. 21, 2014**

(30) **Foreign Application Priority Data**

Oct. 23, 2013 (KR) 30-2013-0053336

(51) **LOC (10) Cl.** **14-03**

(52) **U.S. Cl.**
USPC **D14/218**

(58) **Field of Classification Search**
USPC D14/174, 217–218, 511; D13/162–164,
D13/168, 454; D2/919
CPC . G08C 23/04; G05D 1/0038; H04N 5/23203;
H04N 7/142; H03G 9/02; H03G 3/001;
H03G 1/02; H03G 3/04
See application file for complete search history.

(56) **References Cited**

U.S. PATENT DOCUMENTS

D200,897 S * 4/1965 Gentry D2/919
D219,028 S * 10/1970 Miller et al. D14/218
D322,244 S * 12/1991 Bishai D13/168
D351,828 S * 10/1994 Pucci et al. D13/168
D354,489 S * 1/1995 Patton et al. D14/218
D379,456 S * 5/1997 Osiecki D14/167
D452,520 S * 12/2001 Gotham et al. D16/235
D485,546 S * 1/2004 Olson et al. D14/218

D490,787 S * 6/2004 Aisenberg D14/138 R
D497,601 S * 10/2004 Brandis D14/138 R
D575,747 S * 8/2008 Abramovich et al. D13/168
D596,169 S * 7/2009 Bicket et al. D14/240
D602,916 S * 10/2009 Won et al. D14/218
D613,272 S * 4/2010 Painter D14/218
D626,535 S * 11/2010 Kim et al. D14/218
D633,478 S * 3/2011 Bolton D14/218

(Continued)

FOREIGN PATENT DOCUMENTS

CN 301845908 * 2/2012
EM D501911 * 3/2005

(Continued)

OTHER PUBLICATIONS

B248—3RD Generation 4 Zone RGB Remote Control, website
copyright 2015, online, <https://www.simplelighting.co.uk/b248-3rd-generation-4-zone-rgb-remote-control-match-to-slg3rgb/>, [site visited Aug. 5, 2015 7:44:59 PM].*

(Continued)

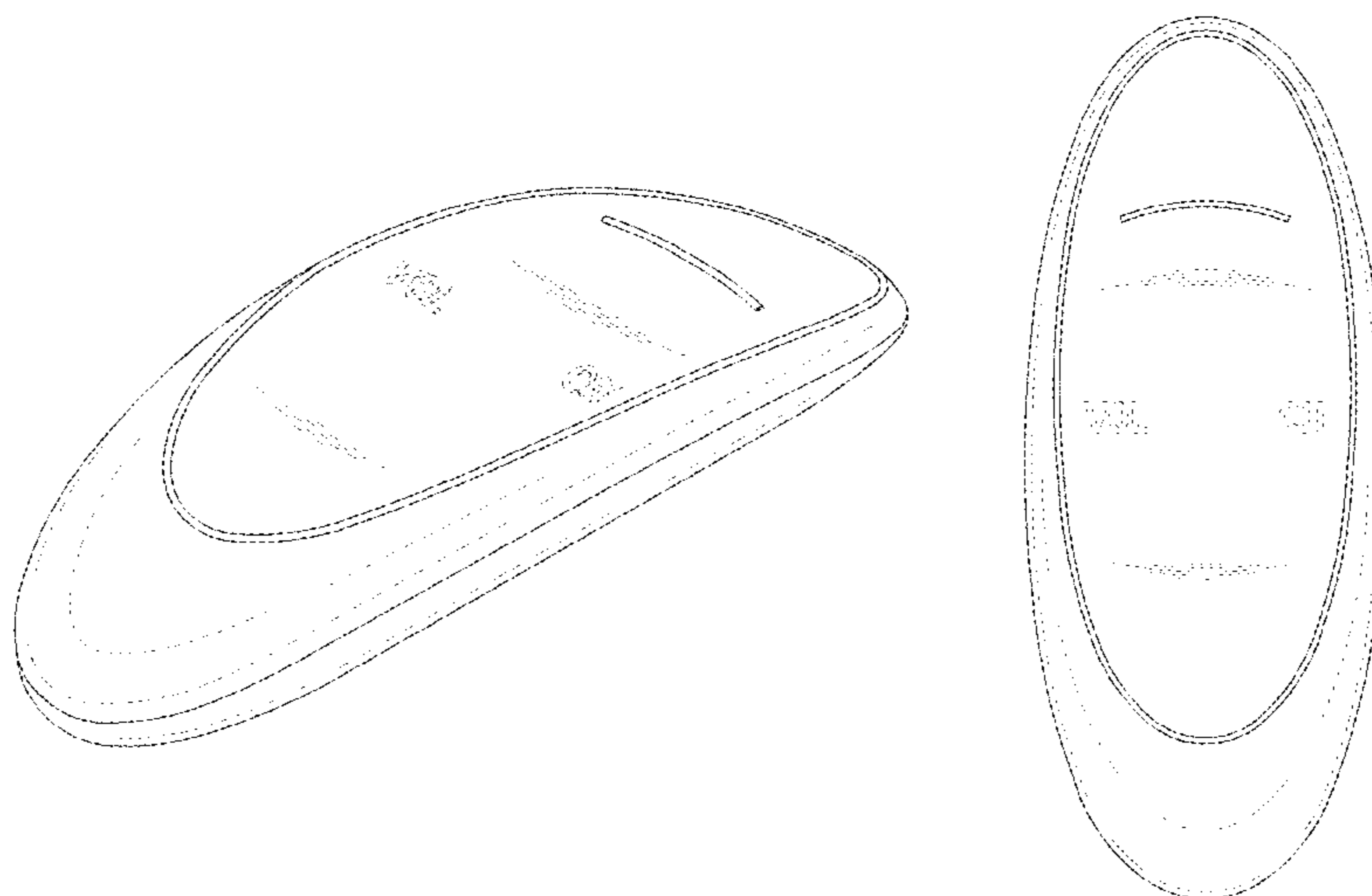
Primary Examiner — John Windmuller
Assistant Examiner — John R Yeh
(74) *Attorney, Agent, or Firm* — NSIP Law

(57) **CLAIM**
We claim the ornamental design for a remote controller, as
shown and described.

DESCRIPTION

FIG. 1 is a front perspective view of a remote controller
showing our new design;
FIG. 2 is a front view thereof;
FIG. 3 is a rear view thereof;
FIG. 4 is a left-side view thereof;
FIG. 5 is a right-side view thereof;
FIG. 6 is a top view thereof; and,
FIG. 7 is a bottom view thereof.
The broken lines illustrating portions of the remote controller
are for environmental purposes only and form no part of the
claimed design.

1 Claim, 4 Drawing Sheets



(56)

References Cited

U.S. PATENT DOCUMENTS

D642,567 S * 8/2011 Kujawski D14/402
D665,757 S * 8/2012 Seidl et al. D13/168
8,352,041 B2 * 1/2013 Das et al. 607/60
D709,884 S * 7/2014 Shim et al. D14/407
D729,246 S * 5/2015 Andre et al. D14/408
2012/0218477 A1 * 8/2012 Shahal 348/734
2014/0210755 A1 * 7/2014 Jung et al. 345/173

FOREIGN PATENT DOCUMENTS

JP D1332903 * 5/2011

KR 3000458407 * 8/2007
WO WO D058190 001 * 1/2002

OTHER PUBLICATIONS

Pure Sensia Internet radio, publish date Sep. 9, 2013, online, visited Sep. 30, 2014, <http://homenetworking01.info/tags/touchscreen-compuing/>.
Samsung Smart Control updates TV remote with motion & mic, publish date Jan. 1, 2014, online, <http://www.slashgear.com/samsung-smart-control-updates-tv-remote-with-motion-mic-01310557/>, [site visited Aug. 5, 2015 7:53:54 PM].*

* cited by examiner

FIG. 1

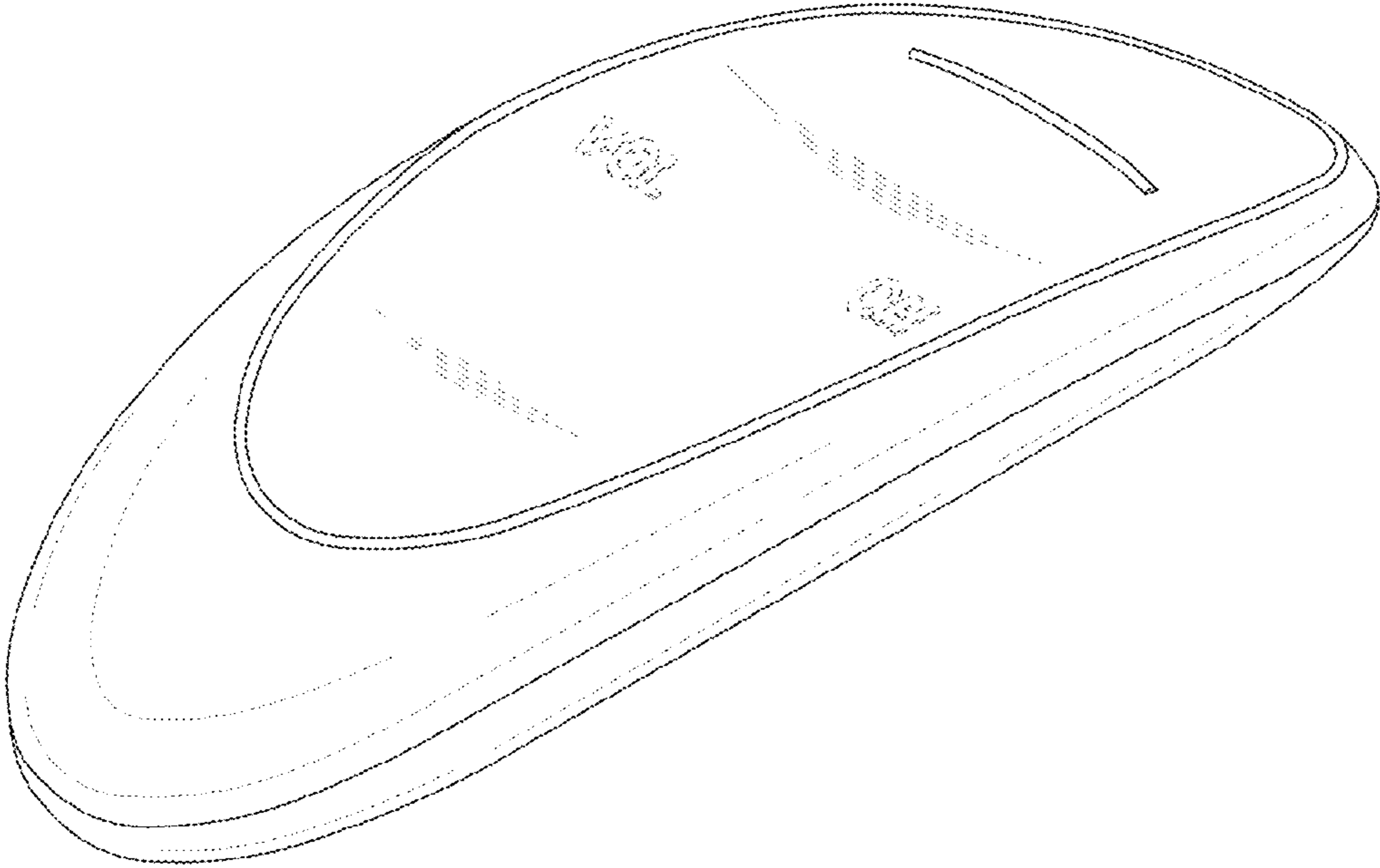


FIG.2

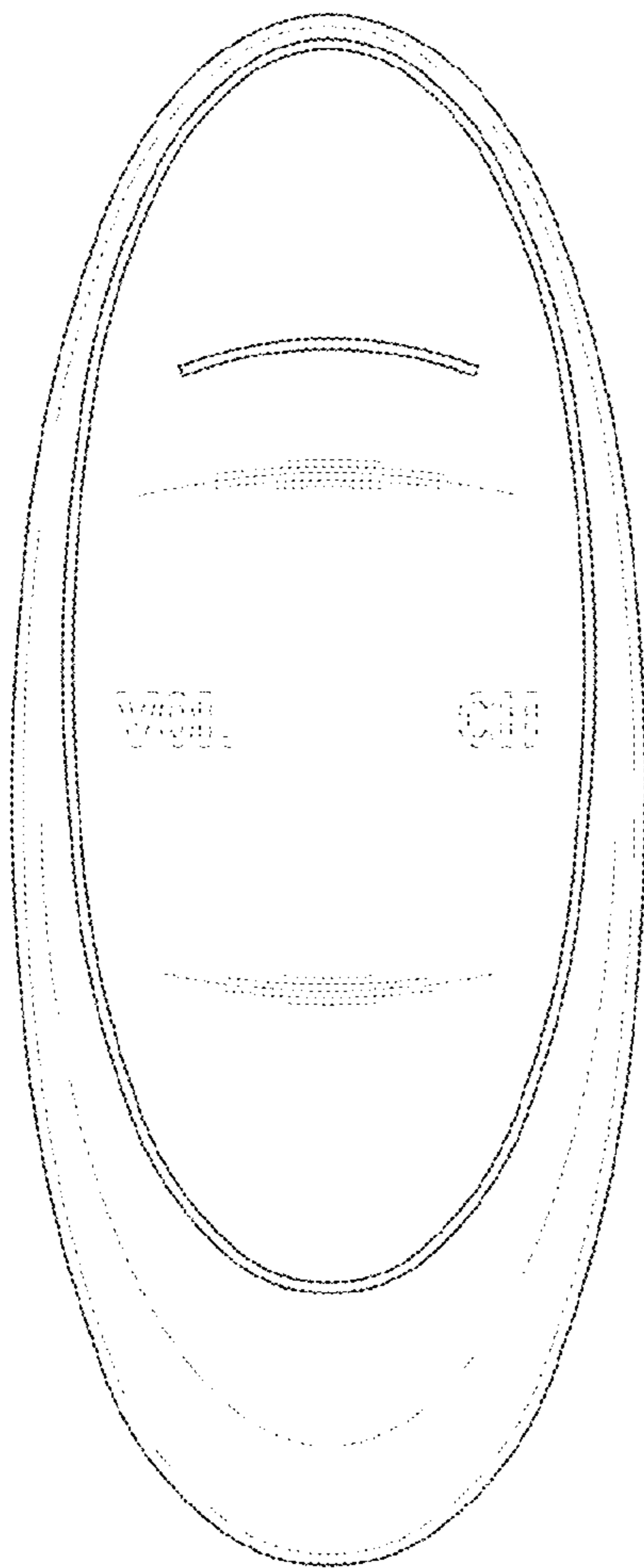


FIG.3

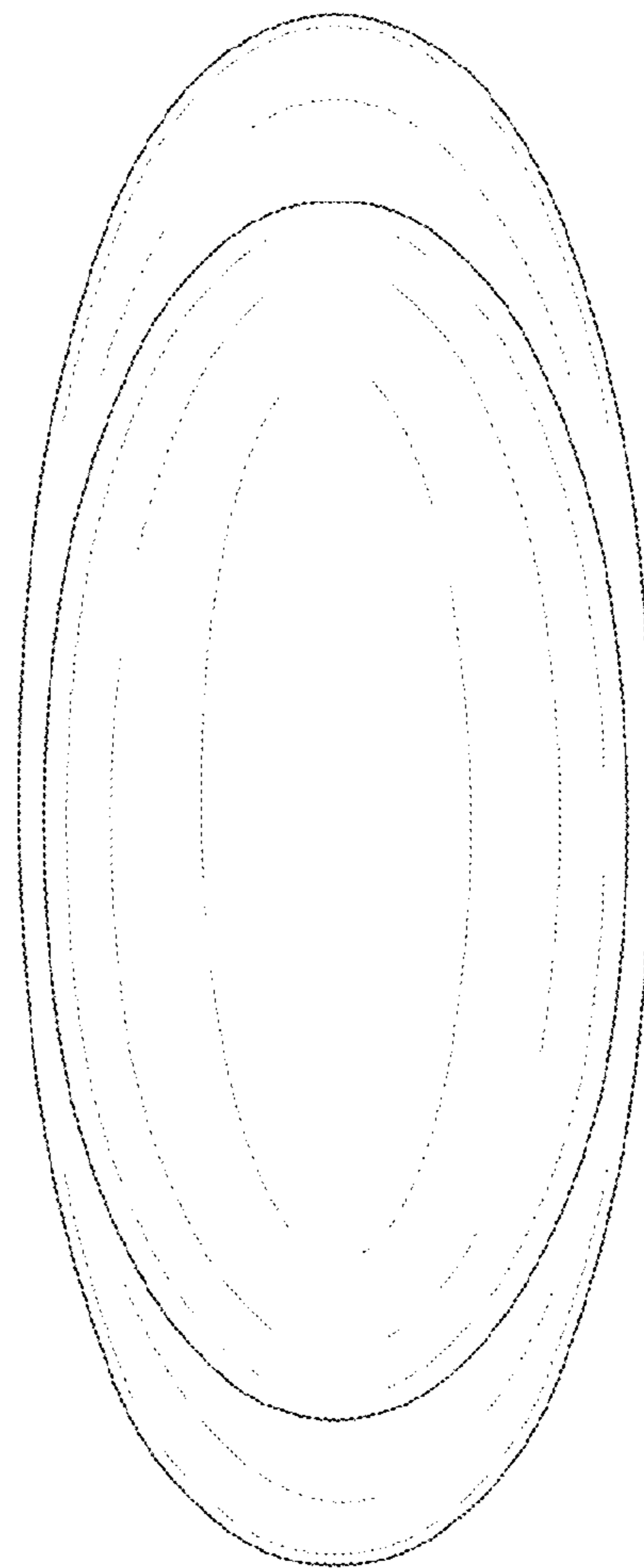


FIG.4

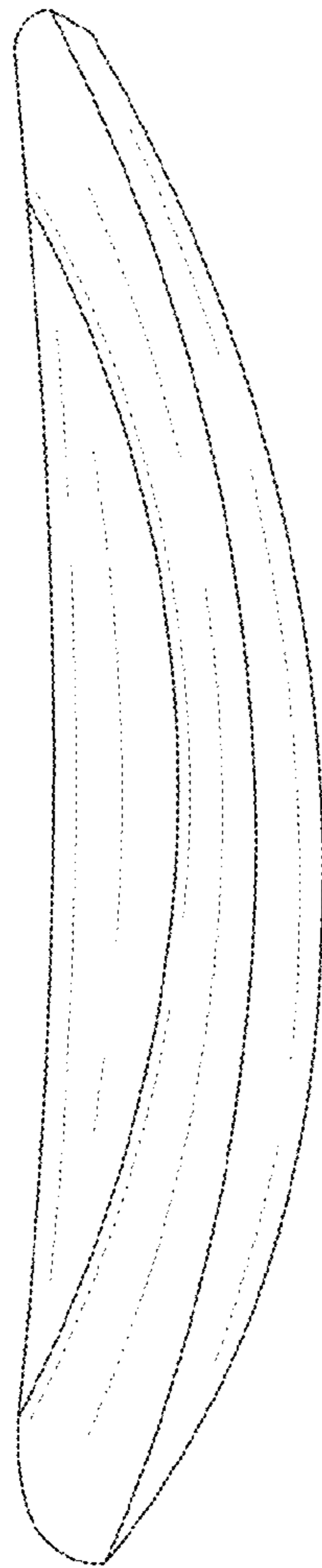


FIG.5




FIG.6

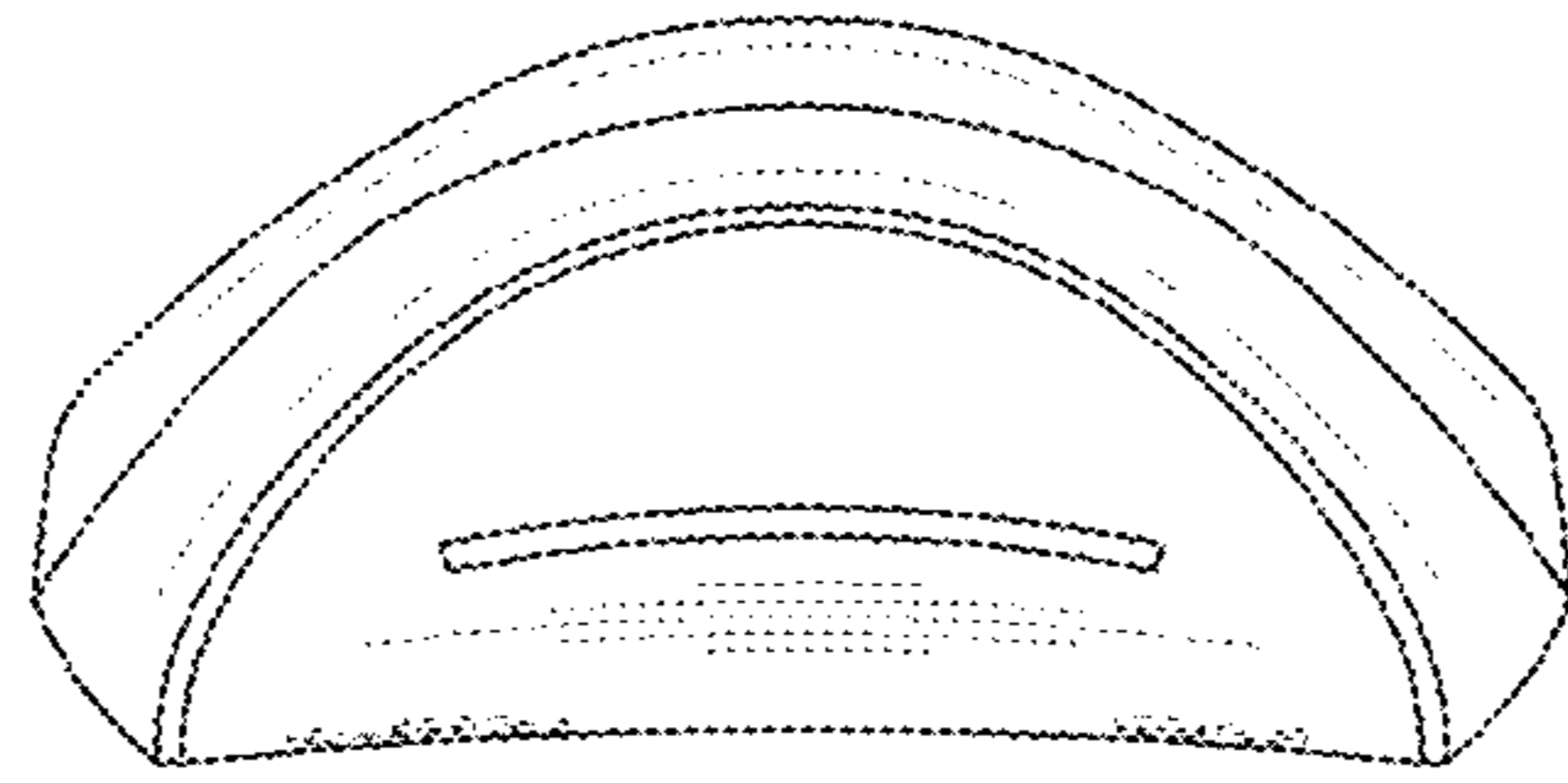


FIG.7

