

US00D746242S

(12) **United States Design Patent**
Matsumoto et al.

(10) **Patent No.:** **US D746,242 S**
(45) **Date of Patent:** **** Dec. 29, 2015**

(54) **VIDEO MONITOR**

(71) Applicant: **Sharp Kabushiki Kaisha**, Osaka-shi,
Osaka (JP)

(72) Inventors: **Keita Matsumoto**, Osaka (JP);
Kunihiro Ohki, Osaka (JP)

(73) Assignee: **Sharp Kabushiki Kaisha**, Osaka-shi,
Osaka (JP)

(**) Term: **14 Years**

(21) Appl. No.: **29/491,443**

(22) Filed: **May 21, 2014**

(30) **Foreign Application Priority Data**

Dec. 24, 2013 (JP) 2013030115

(51) **LOC (10) Cl.** **14-03**

(52) **U.S. Cl.**
USPC **D14/126**

(58) **Field of Classification Search**

USPC D14/125-134, 239, 371, 136, 374-377,
D14/440, 450, 448, 336, 342, 159; 312/7.2;
348/836, 838, 180, 184, 325, 739;
248/917-924, 465; 345/104, 133, 156,
345/168, 87, 173; D21/329, 515, 577, 622,
D21/333, 433, 448, 452, 450, 331, 505;
D10/15, 26; 446/484, 175, 356;
D6/477, 479, 300

CPC ... G06F 1/1601; G06F 1/1643; H05K 5/0004;
H05K 5/0017; H05K 5/02; H05K 5/0217

See application file for complete search history.

(56) **References Cited**

U.S. PATENT DOCUMENTS

D337,113 S 7/1993 Saito
D342,497 S 12/1993 Saito et al.

D342,501 S 12/1993 Saeki et al.
D351,155 S 10/1994 Usami et al.
D351,156 S 10/1994 Usami et al.
D357,244 S 4/1995 Usami et al.
D357,245 S 4/1995 Usami et al.
D357,472 S 4/1995 Usami et al.
D369,596 S 5/1996 Akiyama et al.
D372,026 S 7/1996 Akiyama et al.
D373,583 S 9/1996 Akiyama et al.
D392,628 S 3/1998 Hayashi
D395,453 S 6/1998 Kawasaki et al.
D427,169 S 6/2000 Saeki et al.
D429,227 S 8/2000 Shimizu
D431,537 S 10/2000 Saeki et al.

(Continued)

OTHER PUBLICATIONS

Design U.S. Appl. No. 29/446,834, filed Feb. 27, 2013, "Television Set".

(Continued)

Primary Examiner — Raphael Barkai

(74) *Attorney, Agent, or Firm* — Nixon & Vanderhye, P.C.

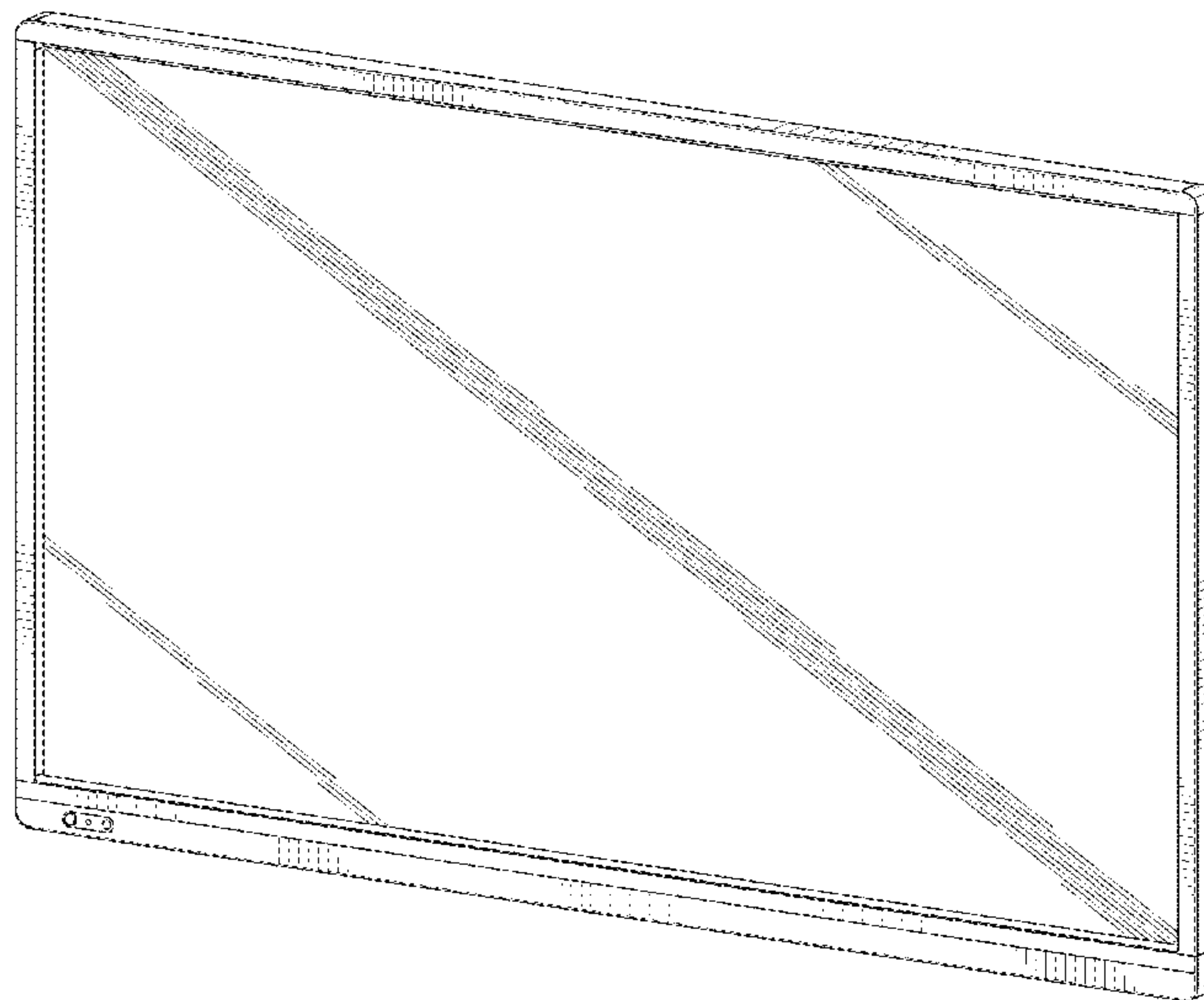
(57) **CLAIM**

The ornamental design for a video monitor, as shown and described.

DESCRIPTION

FIG. 1 is a front, right perspective view of a video monitor in accordance with our new design;
FIG. 2 is a front elevation view thereof;
FIG. 3 is a back elevation view thereof;
FIG. 4 is a top plan view thereof;
FIG. 5 is a bottom plan view thereof;
FIG. 6 is a left side elevation view thereof;
FIG. 7 is a right side elevation view thereof;
FIG. 8 is a right side sectioned view taken along line 8-8 of FIG. 2; and,
FIG. 9 is a sectioned top view taken along line 9-9 of FIG. 2.

1 Claim, 7 Drawing Sheets



(56)

References Cited

U.S. PATENT DOCUMENTS

D432,101 S 10/2000 Oba
 D438,848 S 3/2001 Kita
 D439,224 S 3/2001 Kita
 D439,225 S 3/2001 Kita
 D453,747 S 2/2002 Kita
 D453,748 S 2/2002 Kita
 D456,370 S 4/2002 Kita
 D458,910 S 6/2002 Kita
 D462,353 S 9/2002 Kita
 D492,269 S 6/2004 Kita
 D496,361 S 9/2004 Hotta
 D496,915 S 10/2004 Kita
 D497,351 S 10/2004 Kita
 D497,599 S 10/2004 Kita
 D499,076 S 11/2004 Kita
 D501,186 S 1/2005 Kita
 D501,654 S 2/2005 Kita
 D502,451 S 3/2005 Kita
 D502,931 S 3/2005 Kita
 D505,123 S 5/2005 Kita
 D505,403 S 5/2005 Kita
 D510,731 S 10/2005 Kita
 D512,385 S 12/2005 Kita
 D512,386 S 12/2005 Kita
 D512,387 S 12/2005 Kita
 D536,678 S 2/2007 Kita
 D538,242 S 3/2007 Kita
 D538,762 S 3/2007 Fujii et al.
 D538,763 S 3/2007 Fujii et al.
 D539,766 S 4/2007 Kita
 D540,281 S 4/2007 Kita
 D540,282 S 4/2007 Kita
 D540,284 S 4/2007 Kita
 D540,285 S 4/2007 Kita
 D541,240 S 4/2007 Kita
 D541,772 S 5/2007 Kita
 D541,774 S 5/2007 Kita
 D541,775 S 5/2007 Kita
 D543,208 S 5/2007 Kita
 D543,519 S 5/2007 Kita
 D544,850 S 6/2007 Kita
 D545,282 S 6/2007 Kita
 D545,779 S 7/2007 Kita

D545,780 S 7/2007 Kita
 D546,301 S 7/2007 Kita
 D546,302 S 7/2007 Kita
 D546,303 S 7/2007 Fujii et al.
 D551,187 S 9/2007 Kita
 D551,663 S 9/2007 Kita
 D552,050 S 10/2007 Fujii et al.
 D552,090 S 10/2007 Kita
 D552,569 S 10/2007 Kita
 D552,571 S 10/2007 Fujii et al.
 D554,085 S 10/2007 Kita
 D558,736 S 1/2008 Kita
 D562,275 S 2/2008 Iinuma et al.
 D564,989 S 3/2008 Kita
 D566,067 S 4/2008 Kita
 D567,197 S 4/2008 Kita
 D568,264 S 5/2008 Fujii et al.
 D568,265 S 5/2008 Fujii et al.
 D568,266 S 5/2008 Shimamoto
 D568,844 S 5/2008 Fujii et al.
 D570,311 S 6/2008 Kita
 D570,312 S 6/2008 Kita
 D571,320 S 6/2008 Kita
 D575,248 S 8/2008 Fujii et al.
 D584,255 S 1/2009 Kita
 D584,256 S 1/2009 Kita
 D584,257 S 1/2009 Kita
 D584,702 S 1/2009 Iinuma et al.
 D584,705 S 1/2009 Shimamoto
 D585,396 S 1/2009 Kita
 D586,769 S 2/2009 Kita
 D628,199 S * 11/2010 Yukikado et al. D14/374
 D635,976 S * 4/2011 Lee et al. D14/374
 D681,576 S * 5/2013 Lee et al. D14/126
 D699,696 S * 2/2014 Kim et al. D14/126
 D714,389 S * 9/2014 Lee et al. D20/42
 D718,731 S * 12/2014 Lee et al. D14/126
 D722,988 S * 2/2015 Kim et al. D14/126
 D733,082 S * 6/2015 Hwangbo et al. D14/126

OTHER PUBLICATIONS

Design U.S. Appl. No. 29/489,746, filed May 2, 2014, "Television Set".

* cited by examiner

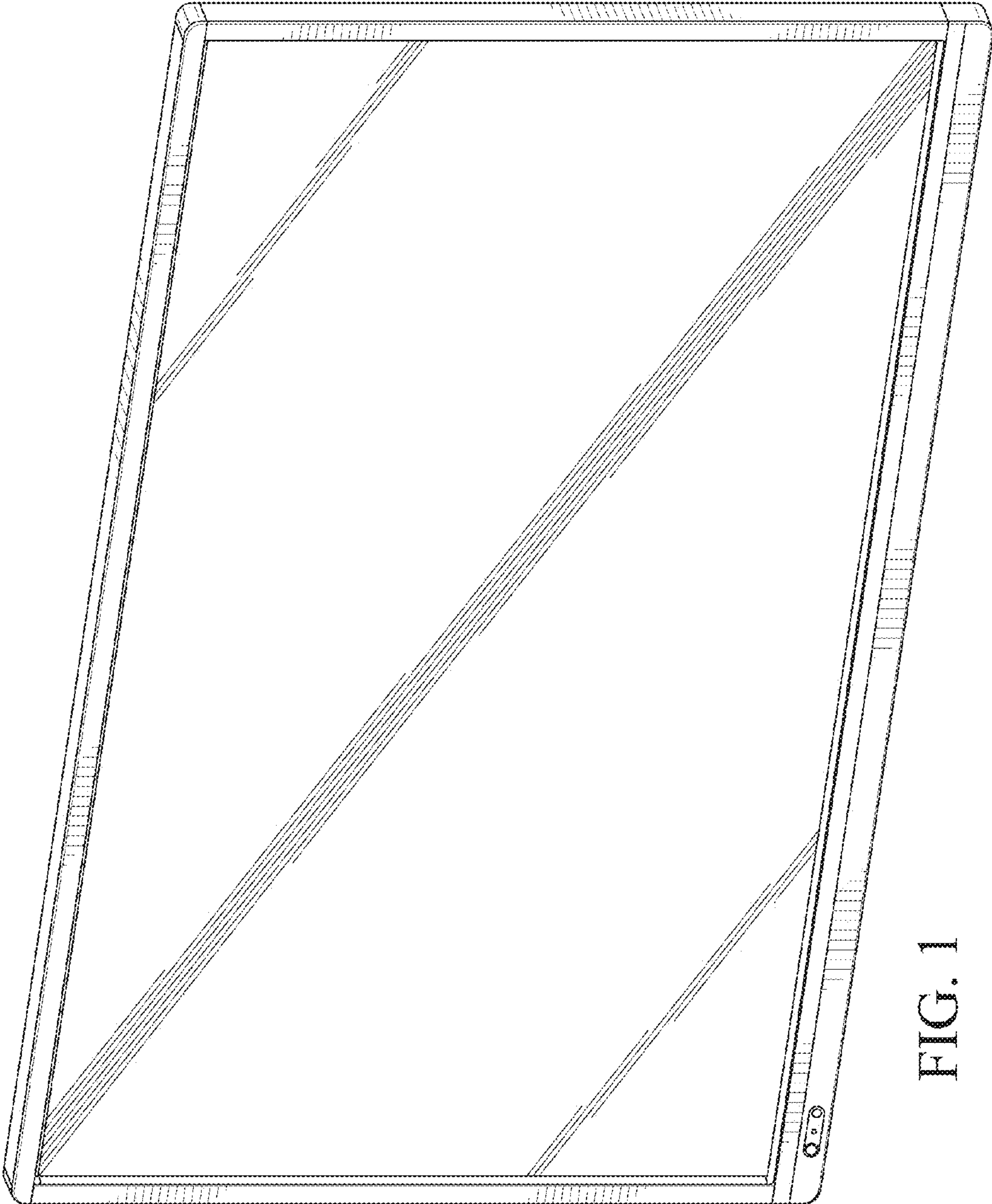


FIG. 1

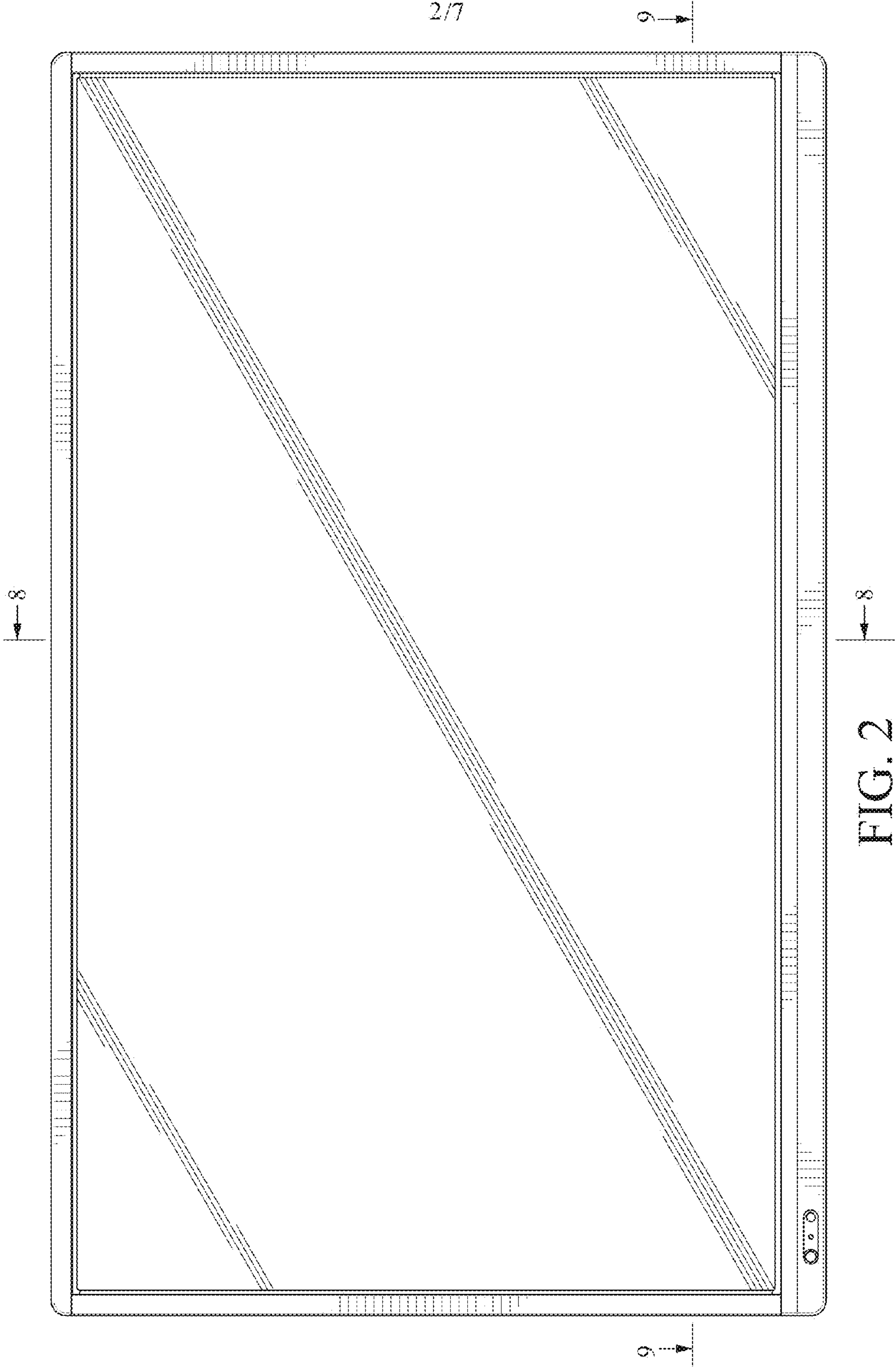


FIG. 2

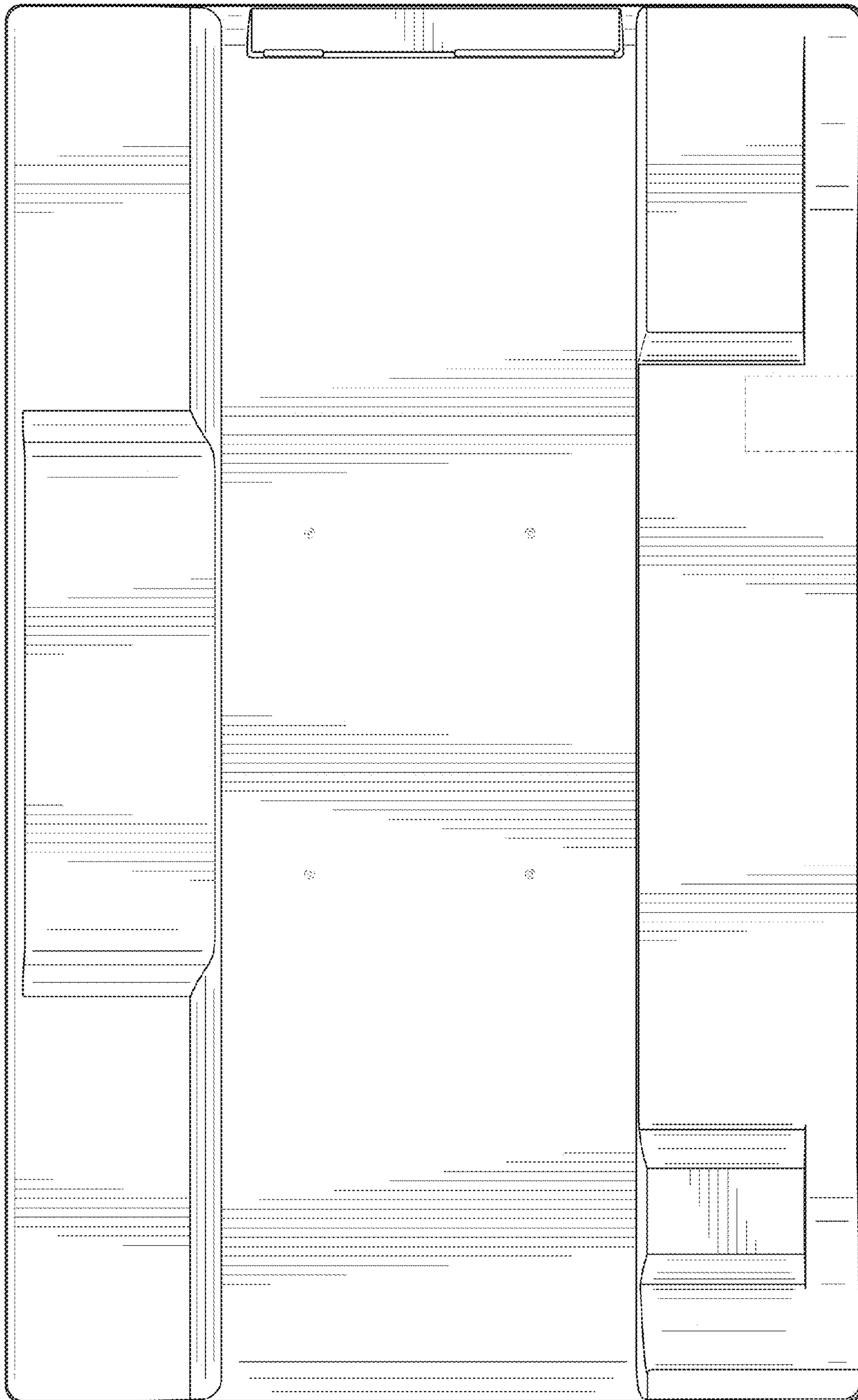


FIG. 3




FIG. 4




FIG. 5

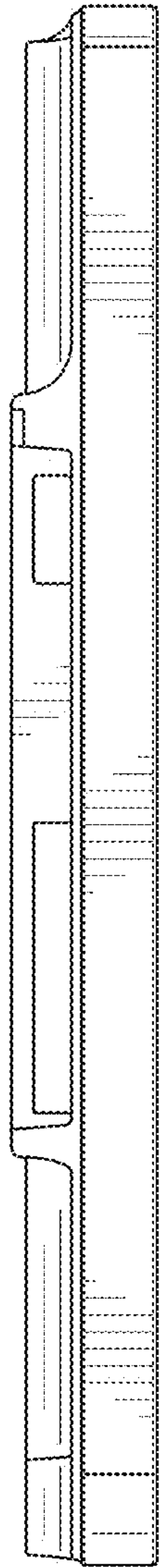


FIG. 6

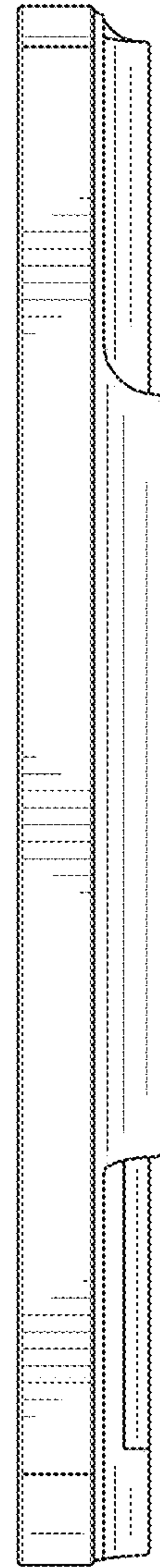


FIG. 7

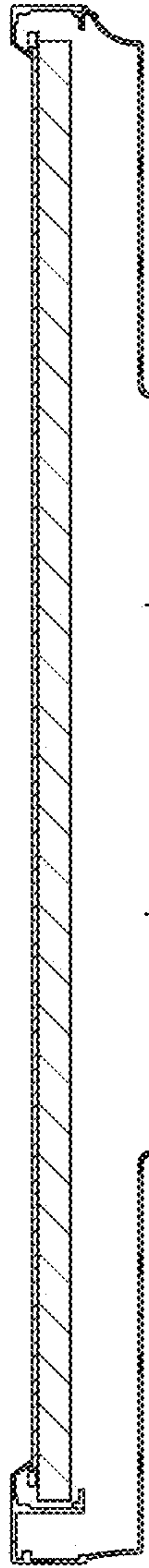


FIG. 8

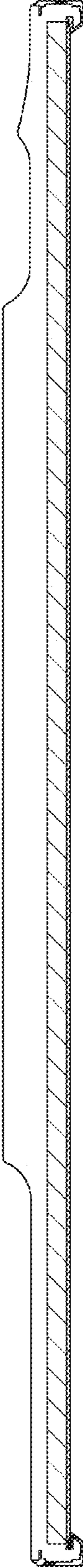


FIG. 9