



US00D746238S

(12) **United States Design Patent**
Sumwalt et al.

(10) **Patent No.:** **US D746,238 S**
(45) **Date of Patent:** **** Dec. 29, 2015**

(54) **ELECTRICAL HOUSING COVER**
(71) Applicant: **Steelcase Inc.**, Grand Rapids, MI (US)
(72) Inventors: **Andrew Thomas Nelson Sumwalt**,
Grand Rapids, MI (US); **Duck Young**
Kong, Beaverton, OR (US); **Mark**
McKenna, East Grand Rapids, MI (US)
(73) Assignee: **Steelcase Inc.**, Grand Rapids, MI (US)
(**) Term: **14 Years**

5,064,969 A	11/1991	Bloom	
5,422,434 A	6/1995	Wuertz et al.	
6,483,028 B2	11/2002	DeBartolo, Jr. et al.	
D473,447 S *	4/2003	Luu	D8/352
6,545,215 B2	4/2003	Young et al.	
D484,097 S *	12/2003	Drane et al.	D13/139.4
6,750,395 B2	6/2004	Stout et al.	
6,843,669 B2	1/2005	Drane et al.	
7,183,503 B2 *	2/2007	Bowman et al.	174/483
D539,229 S *	3/2007	Murphey	D13/155
7,955,097 B2	6/2011	O'Leary et al.	
7,989,711 B2	8/2011	Jolly	
D658,131 S *	4/2012	Chen et al.	D13/156
8,357,852 B2	1/2013	Drane	
2005/0133234 A1 *	6/2005	Cole	174/48

(21) Appl. No.: **29/502,188**
(22) Filed: **Sep. 12, 2014**
(51) **LOC (10) Cl.** **13-03**
(52) **U.S. Cl.**
USPC **D13/156**
(58) **Field of Classification Search**
USPC D13/156, 133, 139.1, 139.2, 139.4, 152,
D13/154, 155, 158, 184, 199; D25/119,
D25/124; 174/53, 66, 67, 68.1, 68.3, 95, 96,
174/97, 480, 481, 482, 495; 220/3.3, 3.8,
220/817, 818; 439/131, 142, 536; D8/352
CPC H02G 3/04; H02G 3/08; H02G 3/12;
H02G 3/14; H02G 3/18; H02G 3/22; H02G
3/081; H05K 5/03
See application file for complete search history.

* cited by examiner

Primary Examiner — Derrick Holland
(74) *Attorney, Agent, or Firm* — Price Heneveld LLP

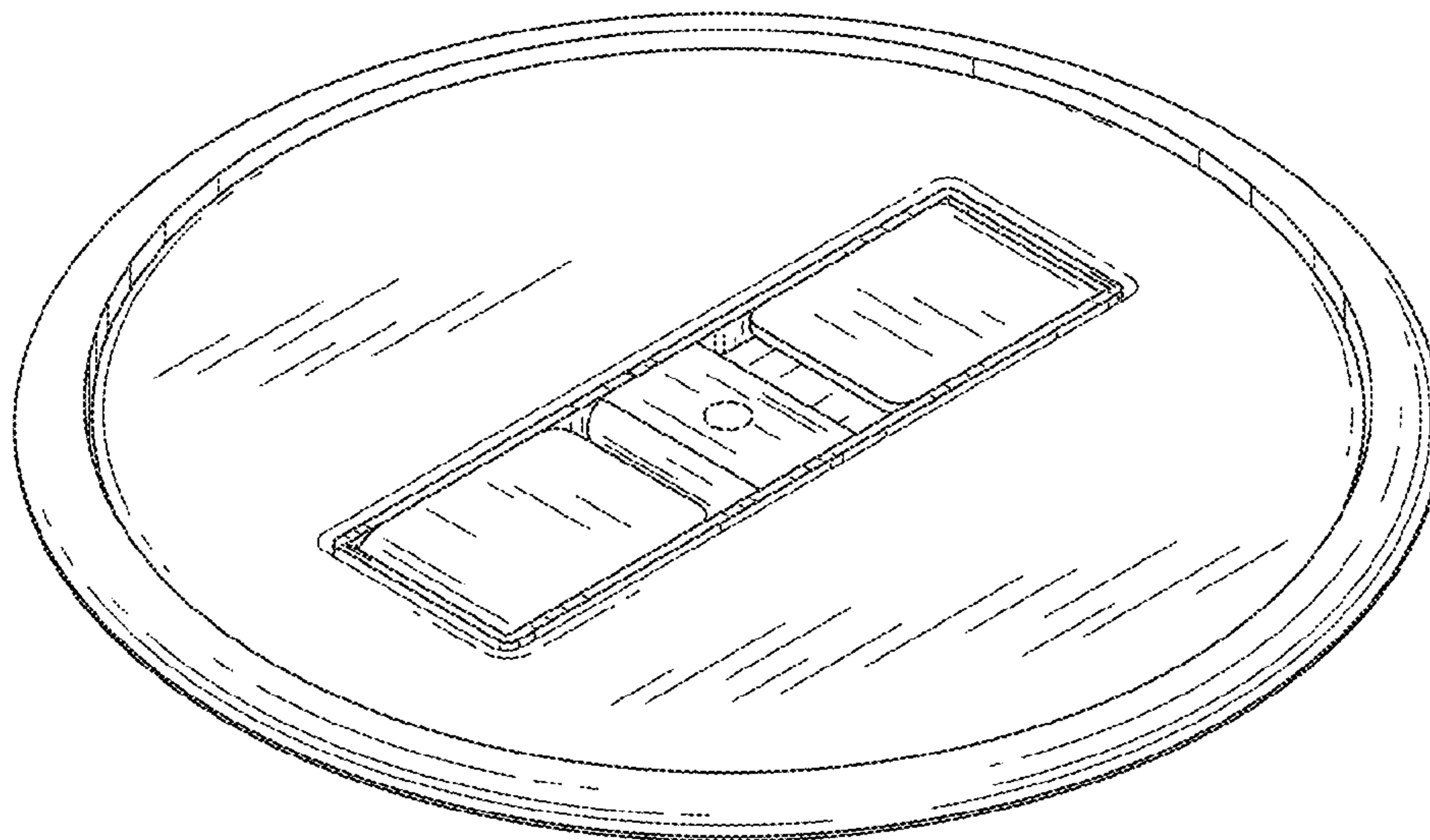
(57) **CLAIM**
The ornamental design for an electrical housing cover, as shown and described.

DESCRIPTION

FIG. 1 is a first perspective view of an electrical housing cover arrangement embodying the present invention;
FIG. 2 is a second perspective view of the electrical housing cover arrangement;
FIG. 3 is a side elevational view of the electrical housing cover arrangement;
FIG. 4 is a top plan view of the electrical housing cover arrangement; and,
FIG. 5 is a bottom plan view of the electrical cover housing arrangement.
The broken lines shown represent unclaimed subject matter and form no part of the claimed design.

(56) **References Cited**
U.S. PATENT DOCUMENTS
D183,593 S * 9/1958 Springfield D13/156
3,596,139 A 7/1971 Walsh
4,826,559 A 5/1989 Noorily
4,875,871 A 10/1989 Booty, Sr. et al.

1 Claim, 3 Drawing Sheets






FIG. 1

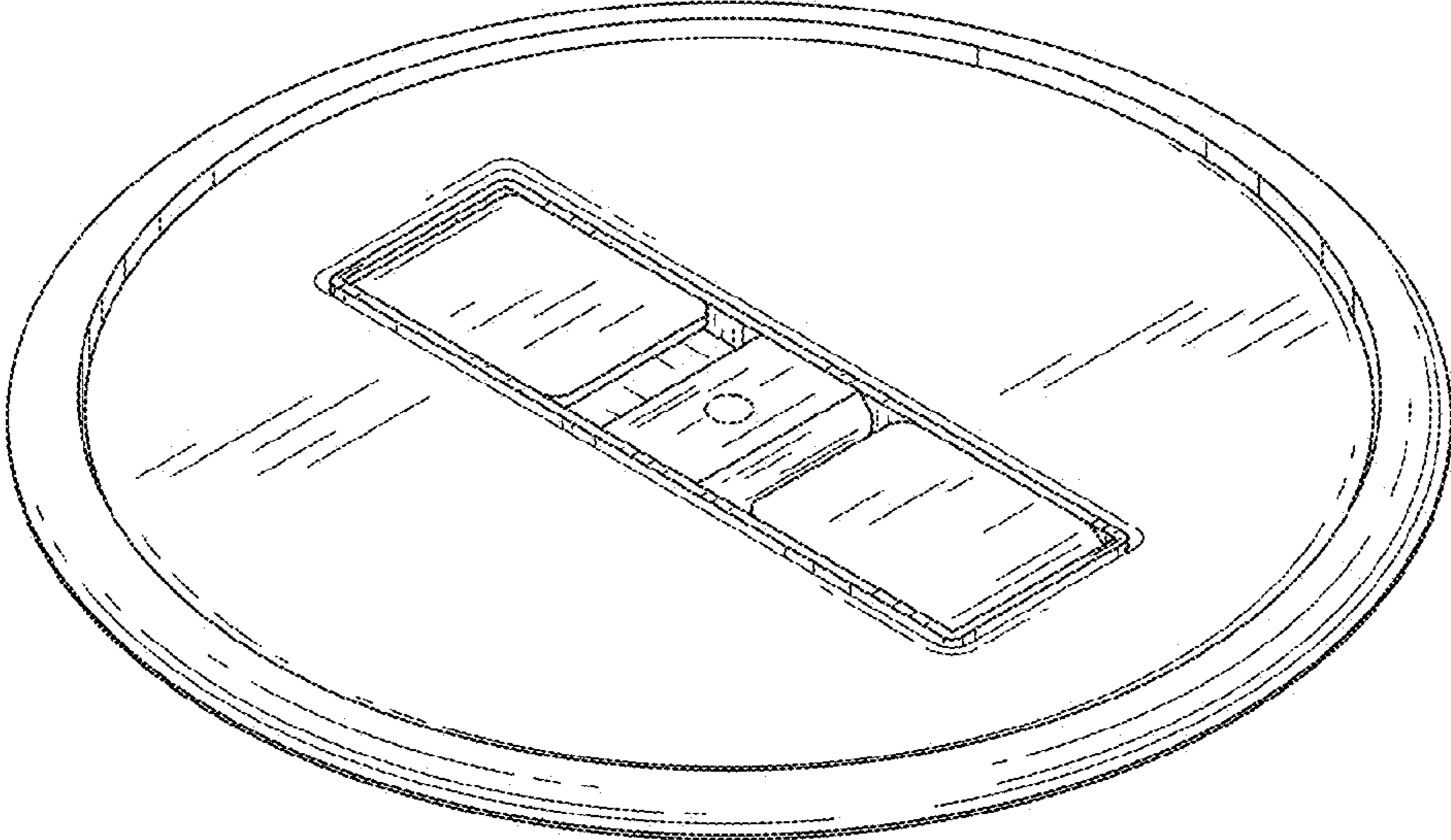


FIG. 2




FIG. 3

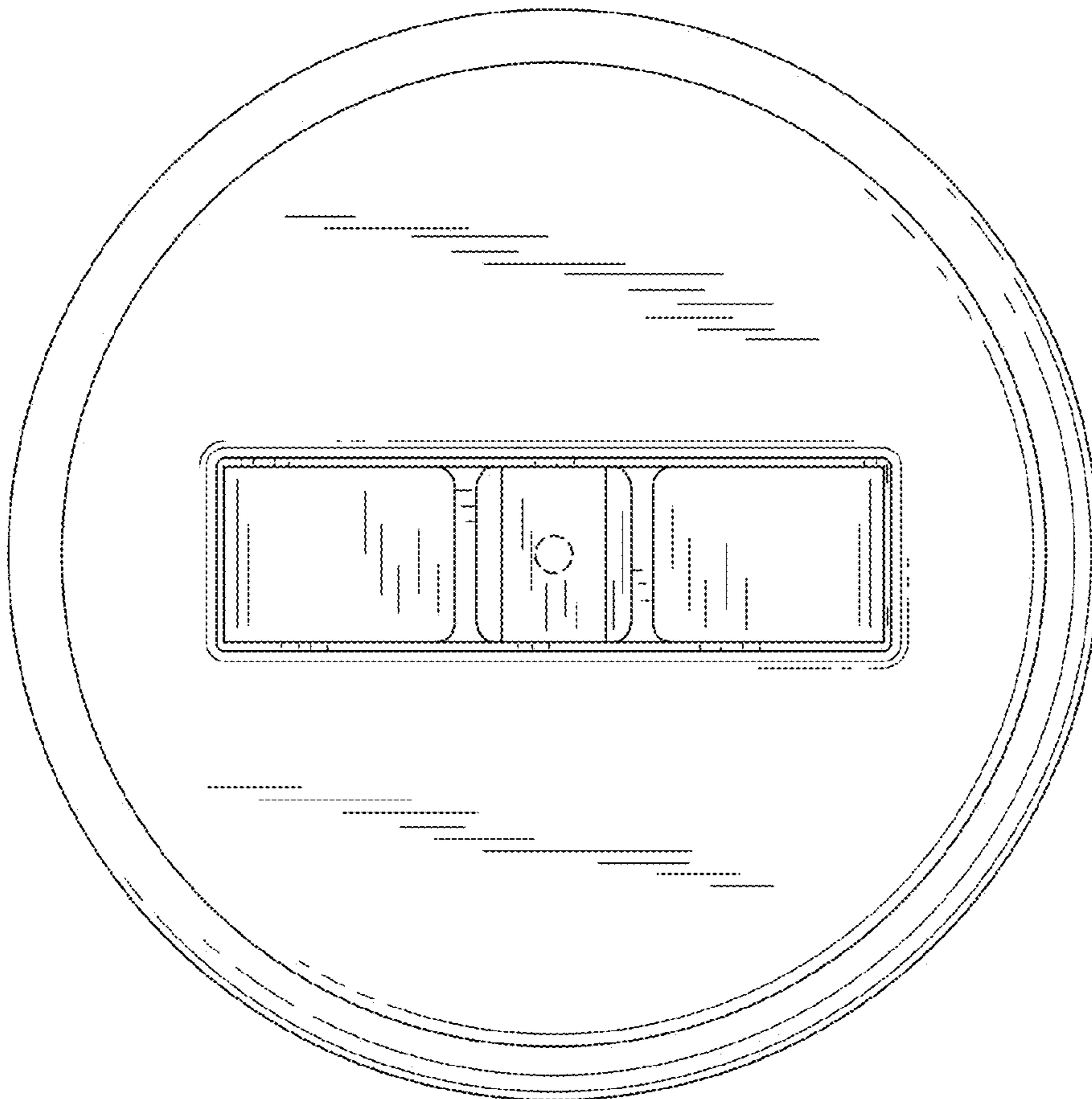


FIG. 4

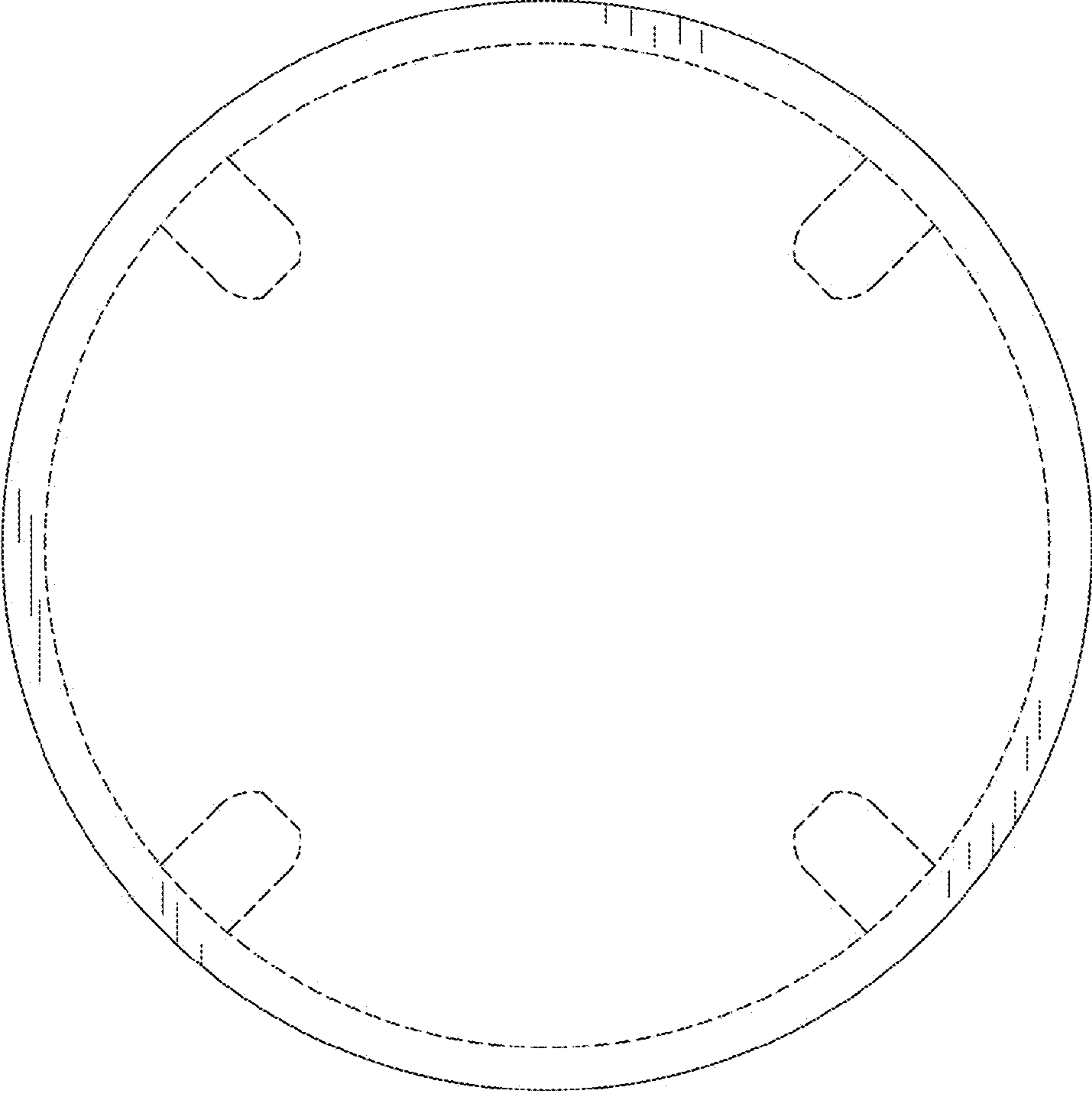


FIG. 5