



US00D746237S

(12) **United States Design Patent**  
**Sumwalt et al.**

(10) **Patent No.:** **US D746,237 S**  
(45) **Date of Patent:** **\*\* Dec. 29, 2015**

(54) **ELECTRICAL HOUSING COVER**  
(71) Applicant: **Steelcase Inc.**, Grand Rapids, MI (US)  
(72) Inventors: **Andrew Thomas Nelson Sumwalt**,  
Grand Rapids, MI (US); **Duck Young**  
**Kong**, Beaverton, OR (US); **Mark**  
**McKenna**, East Grand Rapids, MI (US)  
(73) Assignee: **Steelcase Inc.**, Grand Rapids, MI (US)  
(\*\*) Term: **14 Years**  
(21) Appl. No.: **29/502,183**

4,875,871	A	10/1989	Booty, Sr. et al.
5,064,969	A	11/1991	Bloom
5,422,434	A	6/1995	Wuertz et al.
6,483,028	B2	11/2002	DeBartolo, Jr. et al.
D473,447	S *	4/2003	Luu ..... D8/352
6,545,215	B2	4/2003	Young et al.
D484,097	S *	12/2003	Drane et al. .... D13/139.4
6,750,395	B2	6/2004	Stout et al.
6,843,669	B2	1/2005	Drane et al.
7,183,503	B2 *	2/2007	Bowman et al. .... 174/483
D539,229	S *	3/2007	Murphey ..... D13/155
7,955,097	B2	6/2011	O'Leary et al.
7,989,711	B2	8/2011	Jolly
D658,131	S *	4/2012	Chen et al. .... D13/156
8,357,852	B2	1/2013	Drane
2005/0133234	A1 *	6/2005	Cole ..... 174/48

\* cited by examiner

(22) Filed: **Sep. 12, 2014**  
(51) **LOC (10) Cl.** ..... **13-03**  
(52) **U.S. Cl.**  
USPC ..... **D13/156**  
(58) **Field of Classification Search**  
USPC ..... D13/156, 133, 139.1, 139.2, 139.4, 152,  
D13/154, 155, 158, 184, 199; D25/119,  
D25/124; 174/53, 66, 67, 68.1, 68.3, 95, 96,  
174/97, 480, 481, 482, 495; 220/3.3, 3.8,  
220/817, 818; 439/131, 142, 536; D8/352  
CPC ..... H02G 3/04; H02G 3/08; H02G 3/12;  
H02G 3/14; H02G 3/18; H02G 3/22; H02G  
3/081; H05K 5/03  
See application file for complete search history.

Primary Examiner — Derrick Holland

(74) *Attorney, Agent, or Firm* — Price Heneveld LLP

(57) **CLAIM**

The ornamental design for an electrical housing cover, as shown and described.

**DESCRIPTION**

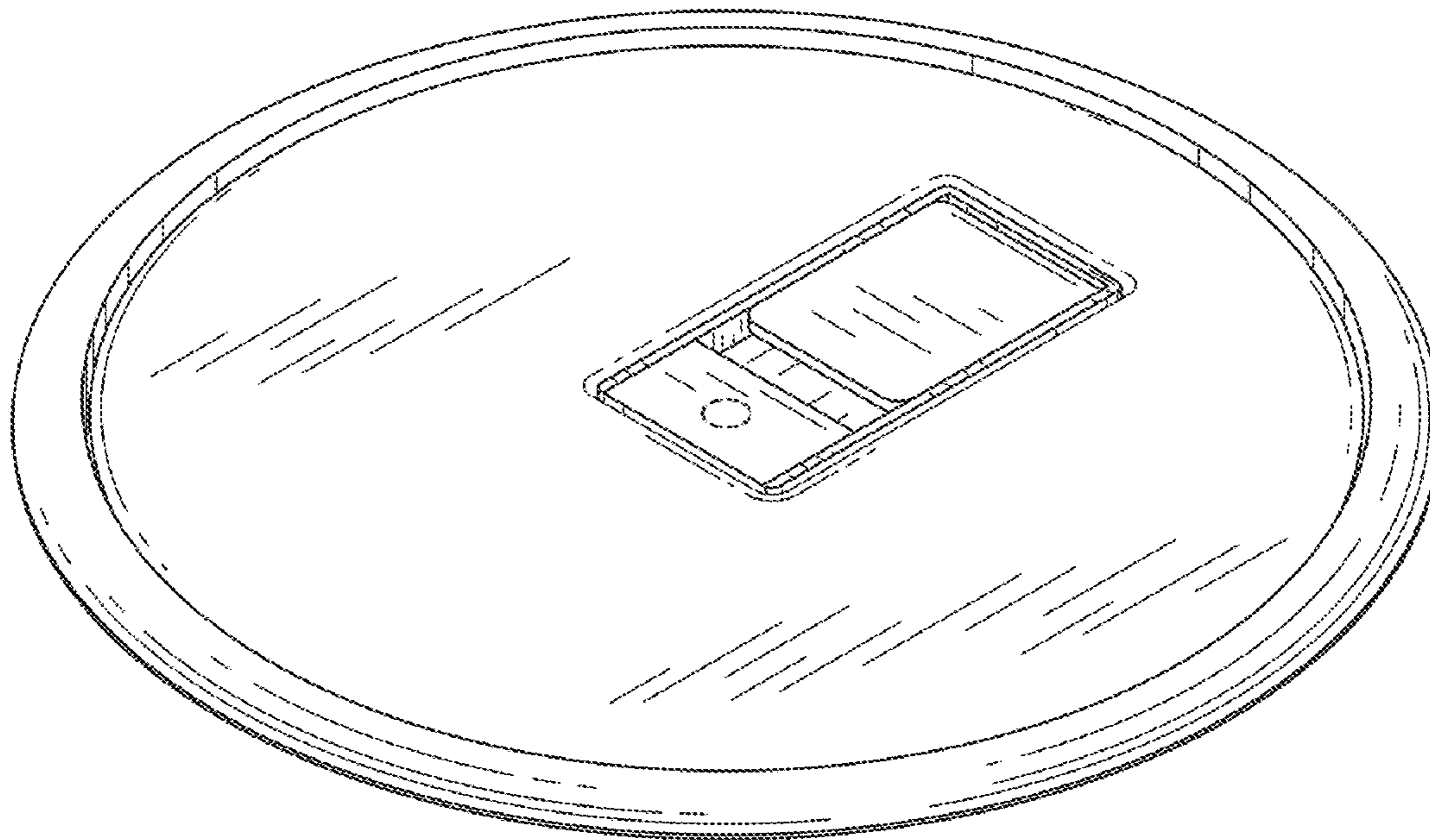
FIG. 1 is a first perspective view of an electrical housing cover embodying the present invention;  
FIG. 2 is a second perspective view of the electrical housing cover;  
FIG. 3 is a side elevational view of the electrical housing cover;  
FIG. 4 is a top plan view of the electrical housing cover; and,  
FIG. 5 is a bottom plan view of the electrical cover housing.  
The broken lines shown represent unclaimed subject matter and form no part of the claimed design.

**1 Claim, 3 Drawing Sheets**

(56) **References Cited**

U.S. PATENT DOCUMENTS

D183,593	S *	9/1958	Springfield ..... D13/156
3,596,139	A	7/1971	Walsh
4,826,559	A	5/1989	Noorily



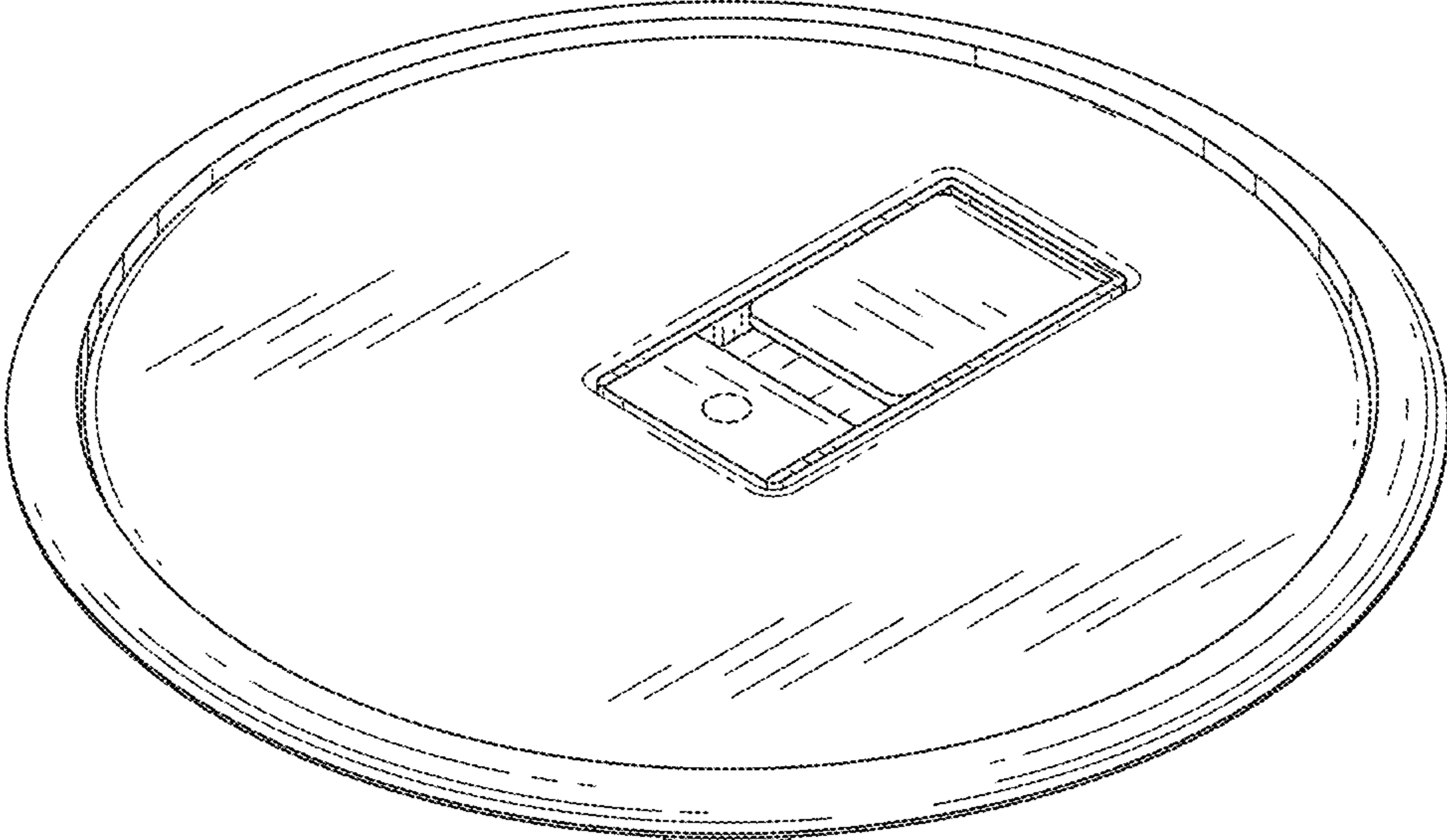


FIG. 1




FIG. 2




FIG. 3

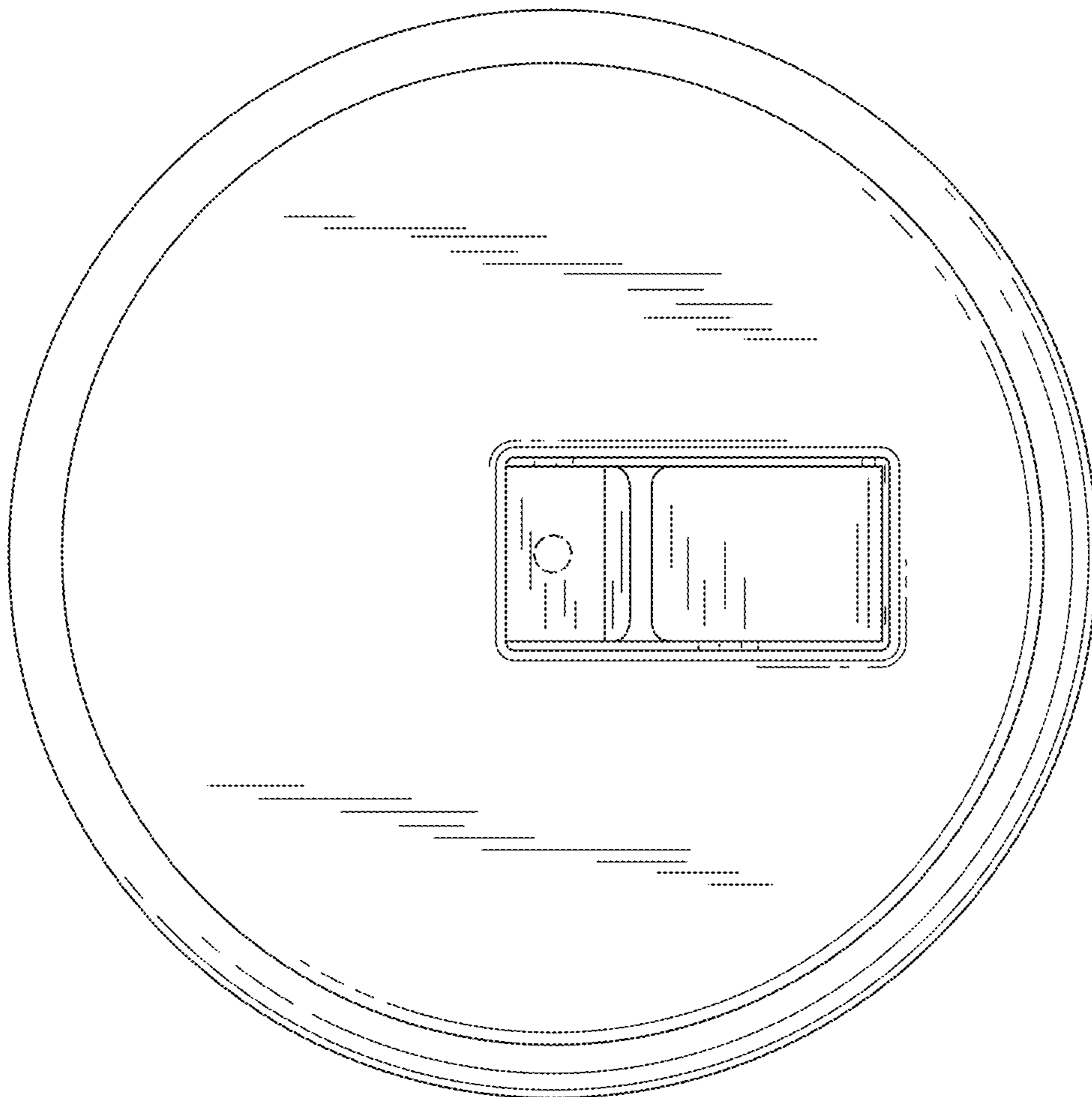


FIG. 4

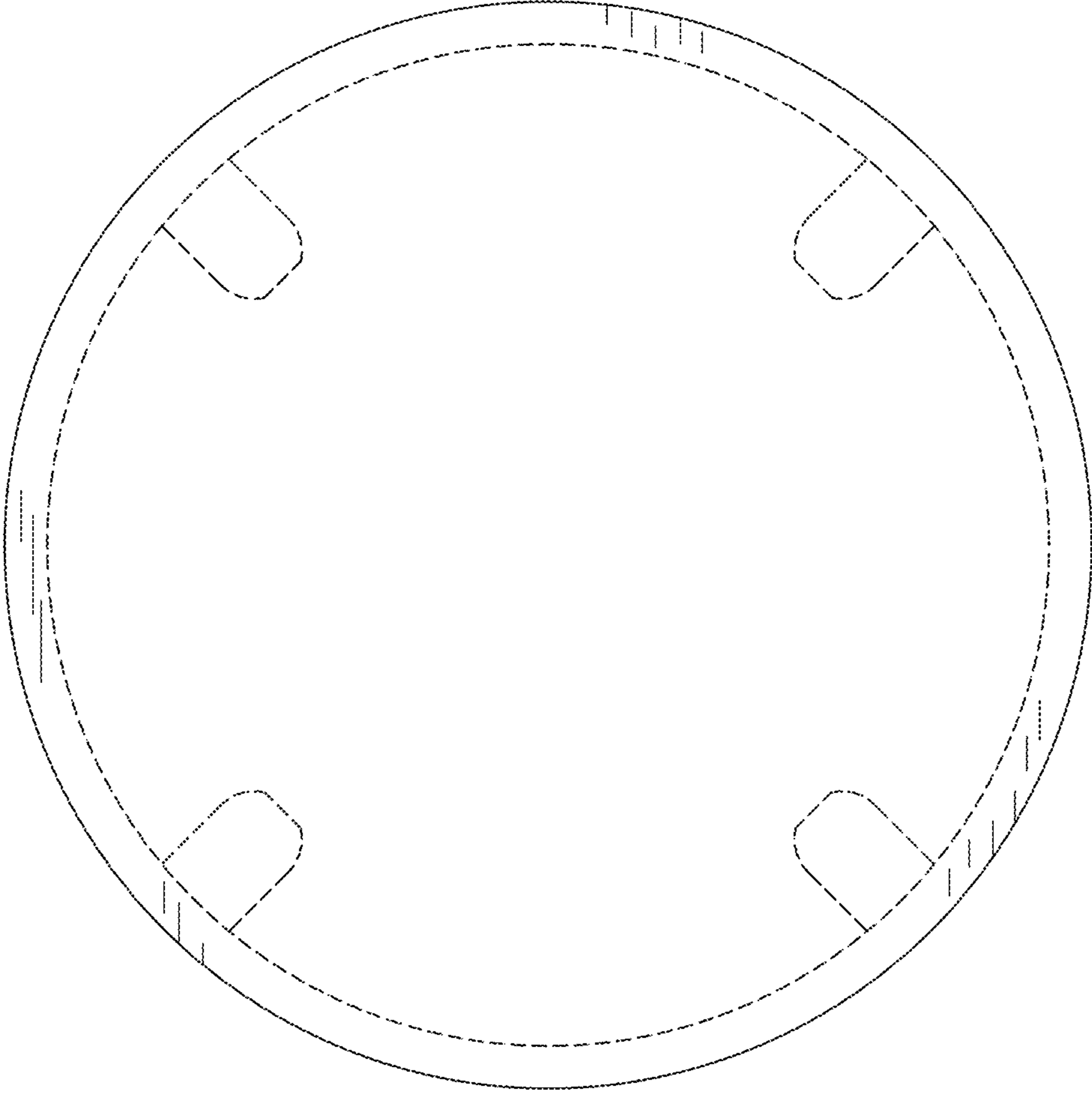


FIG. 5