



US00D746221S

(12) **United States Design Patent**
Tian

(10) **Patent No.:** **US D746,221 S**

(45) **Date of Patent:** **** Dec. 29, 2015**

(54) **TYRE**

(71) Applicant: **SHANDONG HENGYU SCIENCE & TECHNOLOGY CO., LTD.**, Shandong Province (CN)

(72) Inventor: **Jiali Tian**, Shandong Province (CN)

(**) Term: **14 Years**

(21) Appl. No.: **29/482,578**

(22) Filed: **Feb. 19, 2014**

(30) **Foreign Application Priority Data**

Aug. 23, 2013 (CN) 2013 3 0404852

(51) **LOC (10) Cl.** **12-15**

(52) **U.S. Cl.**
USPC **D12/588**

(58) **Field of Classification Search**
USPC D12/568-603; 152/209.1-209.9
CPC B60C 1/00; B60C 11/00; B60C 11/03
See application file for complete search history.

(56) **References Cited**

U.S. PATENT DOCUMENTS

| | | | |
|--------------|---------|---------------------|---------|
| D490,365 S * | 5/2004 | Kindig et al. | D12/601 |
| D491,135 S * | 6/2004 | Lassan et al. | D12/601 |
| D588,984 S * | 3/2009 | Lee | D12/588 |
| D642,975 S * | 8/2011 | Givens et al. | D12/586 |
| D669,421 S * | 10/2012 | Stuckey et al. | D12/588 |
| D700,132 S * | 2/2014 | Wang et al. | D12/588 |

* cited by examiner

Primary Examiner — George D Kirschbaum

Assistant Examiner — Natasha Vujcic

(74) *Attorney, Agent, or Firm* — Prakash Nama; Global IP Services, PLLC

(57) **CLAIM**

The ornamental design for a tyre, as shown and described.

DESCRIPTION

FIG. 1 is a front elevational view of a tyre showing my new design;

FIG. 2 is a left side view thereof; and,

FIG. 3 is a perspective view thereof.

1 Claim, 3 Drawing Sheets



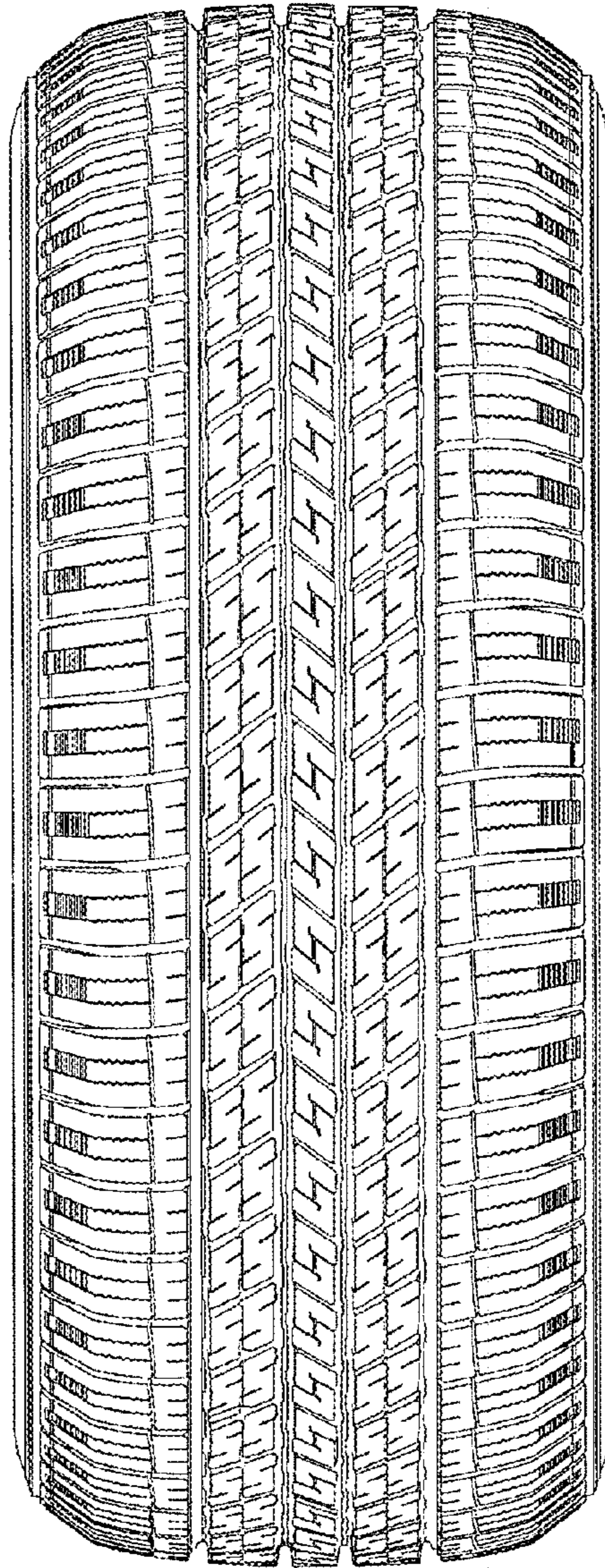


FIG. 1

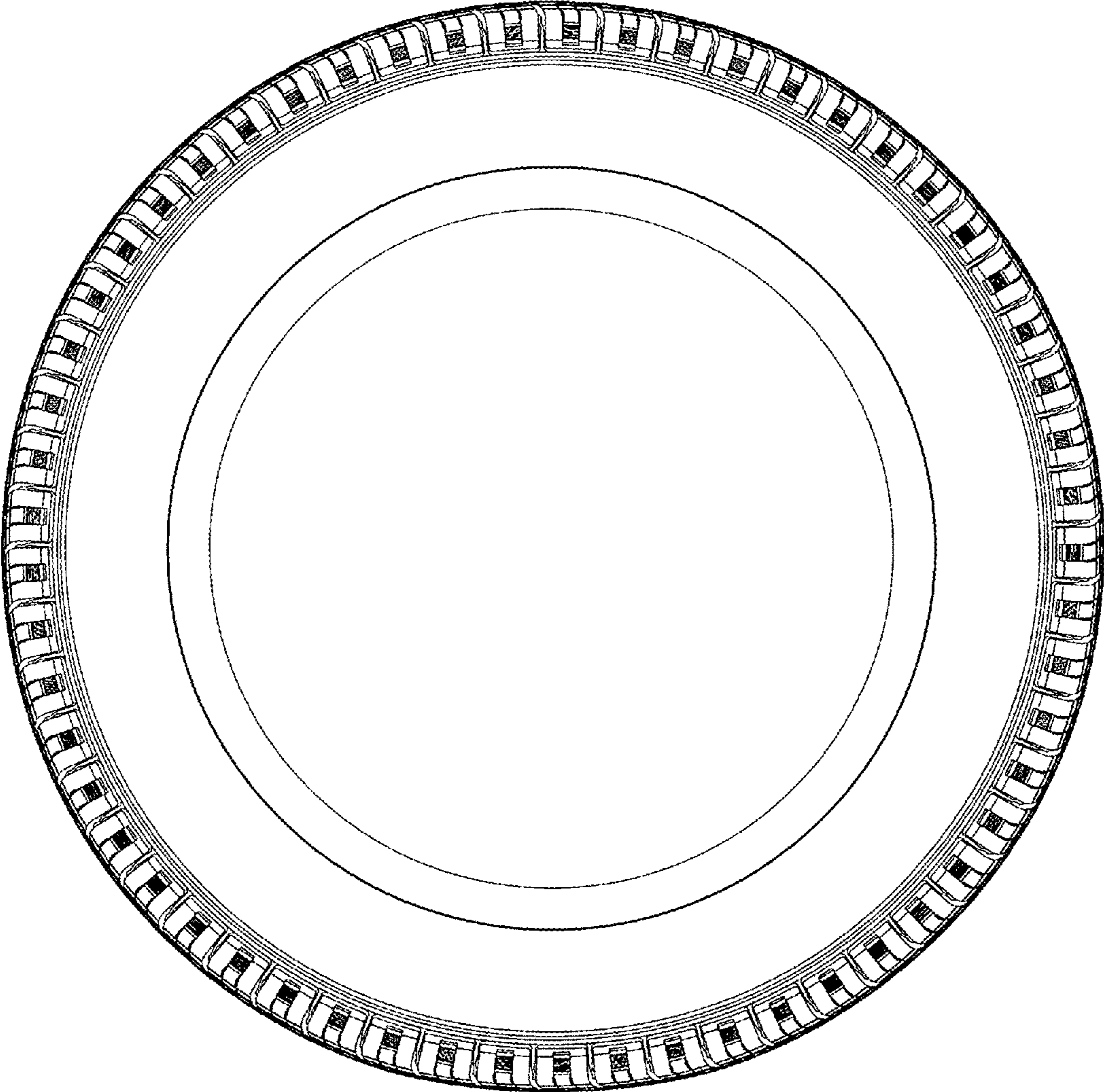


FIG. 2

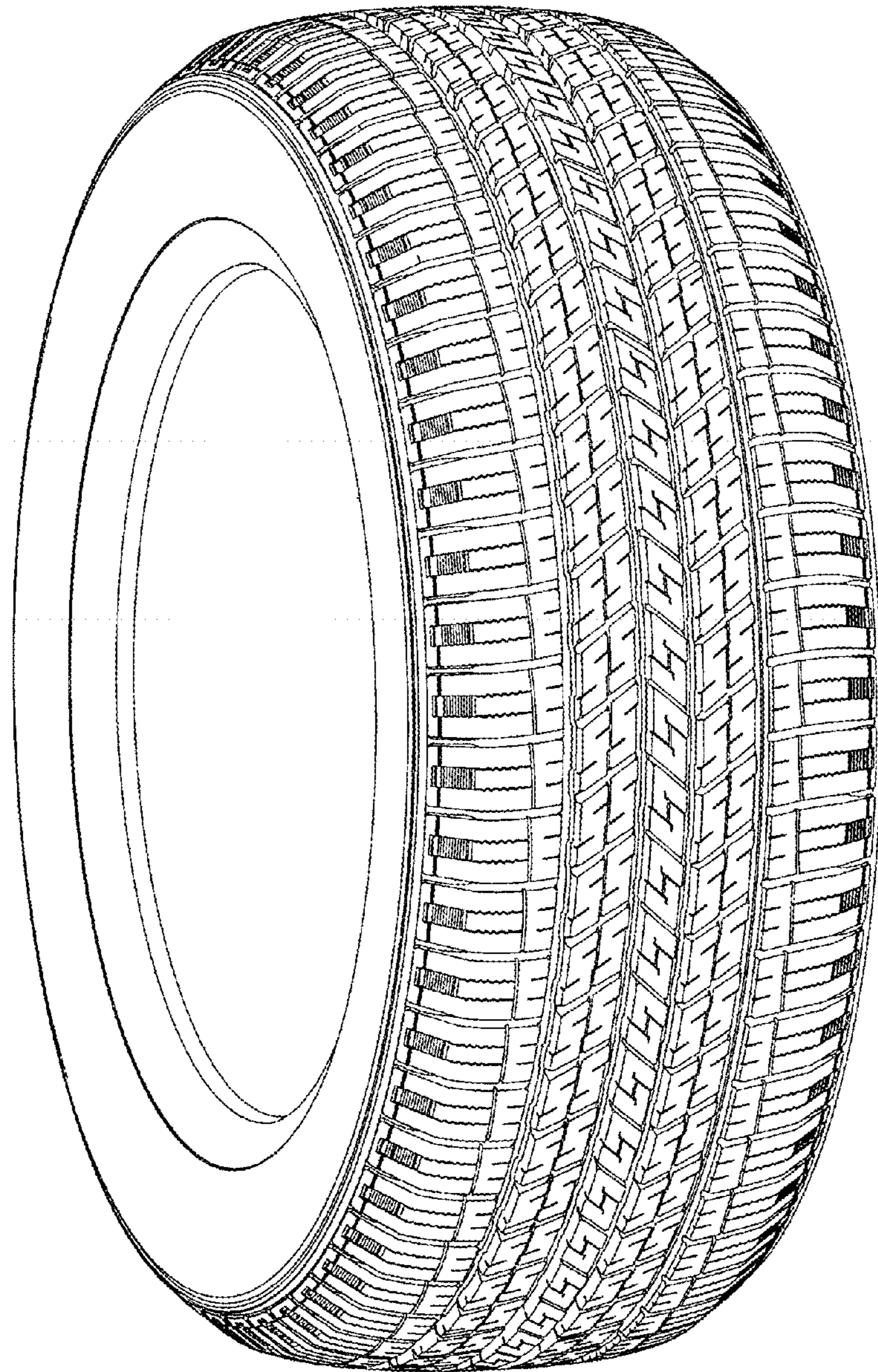


FIG. 3