



US00D746204S

(12) **United States Design Patent**
Hanson et al.

(10) **Patent No.:** **US D746,204 S**

(45) **Date of Patent:** **** Dec. 29, 2015**

(54) **SET OF PEDALS**

(71) Applicant: **Caterpillar Inc.**, Peoria, IL (US)

(72) Inventors: **Eric J. Hanson**, Valparaiso, IN (US);
Robert B. Riggs, Canton, MI (US);
Joseph F. deNatale, Greensboro, NC (US)

(73) Assignee: **Caterpillar Inc.**, Peoria, IL (US)

(**) Term: **14 Years**

(21) Appl. No.: **29/476,611**

(22) Filed: **Dec. 16, 2013**

D318,949 S	8/1991	Mawhinney et al.	
D319,730 S	9/1991	Steenson	
D327,801 S	7/1992	Lee	
D329,836 S	9/1992	Meyers	
D332,181 S	1/1993	Sacco et al.	
D354,988 S	1/1995	Garza	
D360,396 S	7/1995	Collins	
D391,087 S	2/1998	Sacco et al.	
D408,058 S	4/1999	Isaacs	
D431,217 S	9/2000	Asakura	
D438,152 S	2/2001	Huissaini et al.	
D442,376 S	5/2001	Norman	
D444,435 S	7/2001	Saleen	
D469,726 S	2/2003	Kraines	
D496,534 S	9/2004	Pfeiffer	
D499,998 S *	12/2004	Tanaka et al.	D12/192
D501,811 S *	2/2005	Fukuda et al.	D12/192

(Continued)

Related U.S. Application Data

(62) Division of application No. 29/381,467, filed on Dec. 20, 2010, now Pat. No. Des. 695,660.

(51) **LOC (10) Cl.** **12-08**

(52) **U.S. Cl.**
USPC **D12/195**

(58) **Field of Classification Search**
USPC D12/195, 174, 193, 414, 190, 196;
D8/302-303; D15/17, 28; D10/46, 98,
D10/102-103
CPC ... B60T 7/06; Y10T 74/206; Y10T 74/20888;
Y10T 74/20528

See application file for complete search history.

(56) **References Cited**

U.S. PATENT DOCUMENTS

D251,997 S	6/1979	Pelly
D281,752 S	12/1985	Dickens et al.
D313,694 S	1/1991	Mawhinney et al.
D313,695 S	1/1991	Mawhinney et al.

OTHER PUBLICATIONS

<http://www.europrice.us/rs4pedalsc.jpg>; Audi RS4 aluminum manual pedal set (aftermarket covers); accessed May 25, 2010.

(Continued)

Primary Examiner — Katrina A Betton


(57) **CLAIM**

The ornamental design of a set of pedals, as shown and described.

DESCRIPTION

FIG. 1 is a front perspective view of a left pedal of a set of pedals showing our new design; FIG. 2 is a front perspective view of a right pedal thereof; FIG. 3 is a front elevation view of the pedal from FIG. 1; FIG. 4 is a front elevation view of the pedal from FIG. 2; FIG. 5 is a right side view of the pedal from FIG. 4; and, FIG. 6 is a right side view of the pedal from FIG. 3.

1 Claim, 3 Drawing Sheets



(56)

References Cited

U.S. PATENT DOCUMENTS

D501,885 S 2/2005 Colson
D503,173 S 3/2005 Hussaini et al.
D512,357 S * 12/2005 Schuttera D12/192
D514,045 S 1/2006 Hussaini et al.
D516,328 S 3/2006 Stalmate et al.
D517,967 S 3/2006 Hussaini et al.
D532,730 S * 11/2006 Kohara et al. D12/192
D536,545 S 2/2007 Young
D539,714 S * 4/2007 Toyama et al. D12/192
D554,033 S * 10/2007 Hill et al. D12/195
D556,112 S 11/2007 Lu
D560,150 S * 1/2008 Honma et al. D12/192
D571,272 S * 6/2008 Esaki et al. D12/192
D575,702 S 8/2008 Lapierre
D577,642 S * 9/2008 Kitajima et al. D12/192
D577,644 S * 9/2008 Wyszogrod et al. D12/195
D577,921 S 10/2008 Tanaka et al.
D586,714 S * 2/2009 Woodard et al. D12/192

D602,833 S * 10/2009 Corradi D12/195
D610,353 S 2/2010 Cooney et al.
D615,311 S 5/2010 Fleming
2012/0139283 A1* 6/2012 Ono et al. 296/70

OTHER PUBLICATIONS

http://www.chevrolet.com/assets/en/images/model/2009/corvetteconvertible/gallery/accessories/masthead/chevy_corvette09_pg_acc_08CHCR00044.jpg; Corvette pedal set; accessed May 25, 2010.
<http://www.rockshore.uk.com/ekmps/shops/rockshore/images/momo-gtr-2-aluminum-car-pedal-set-%5B3%5D-1637-p.jpg>; MOMO car pedal set; accessed May 25, 2010.
http://www.r32argent.ca/Interior%20pictures_files/pedals.jpg; Volkswagen R32 stock pedal covers; accessed May 25, 2010.
<http://www.oconeeroffroad.com/catalog/12600.0114.jpg>; Drake pedal set for Jeep Wrangler; accessed May 25, 2010.

* cited by examiner

FIG. 1

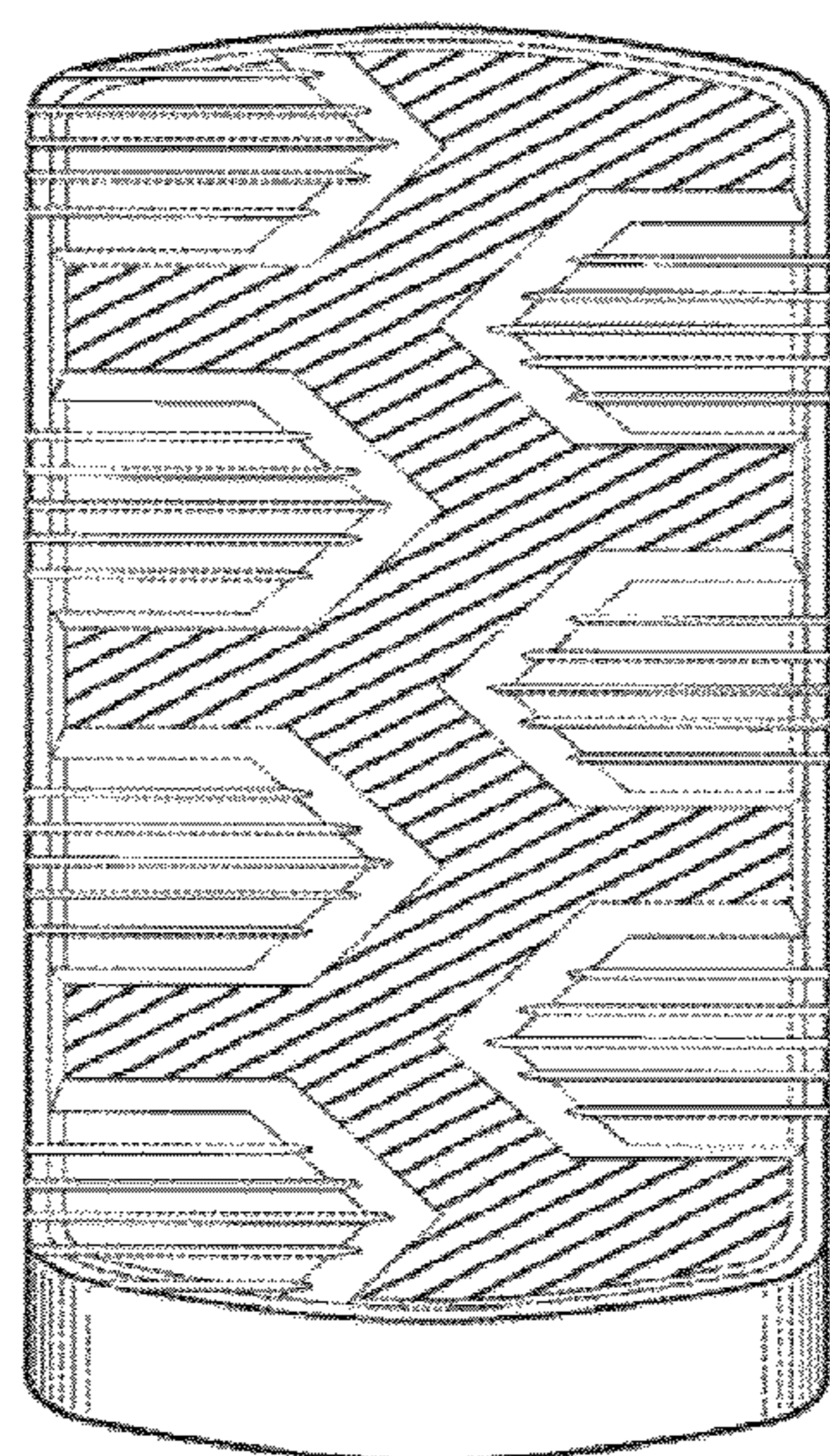


FIG. 2

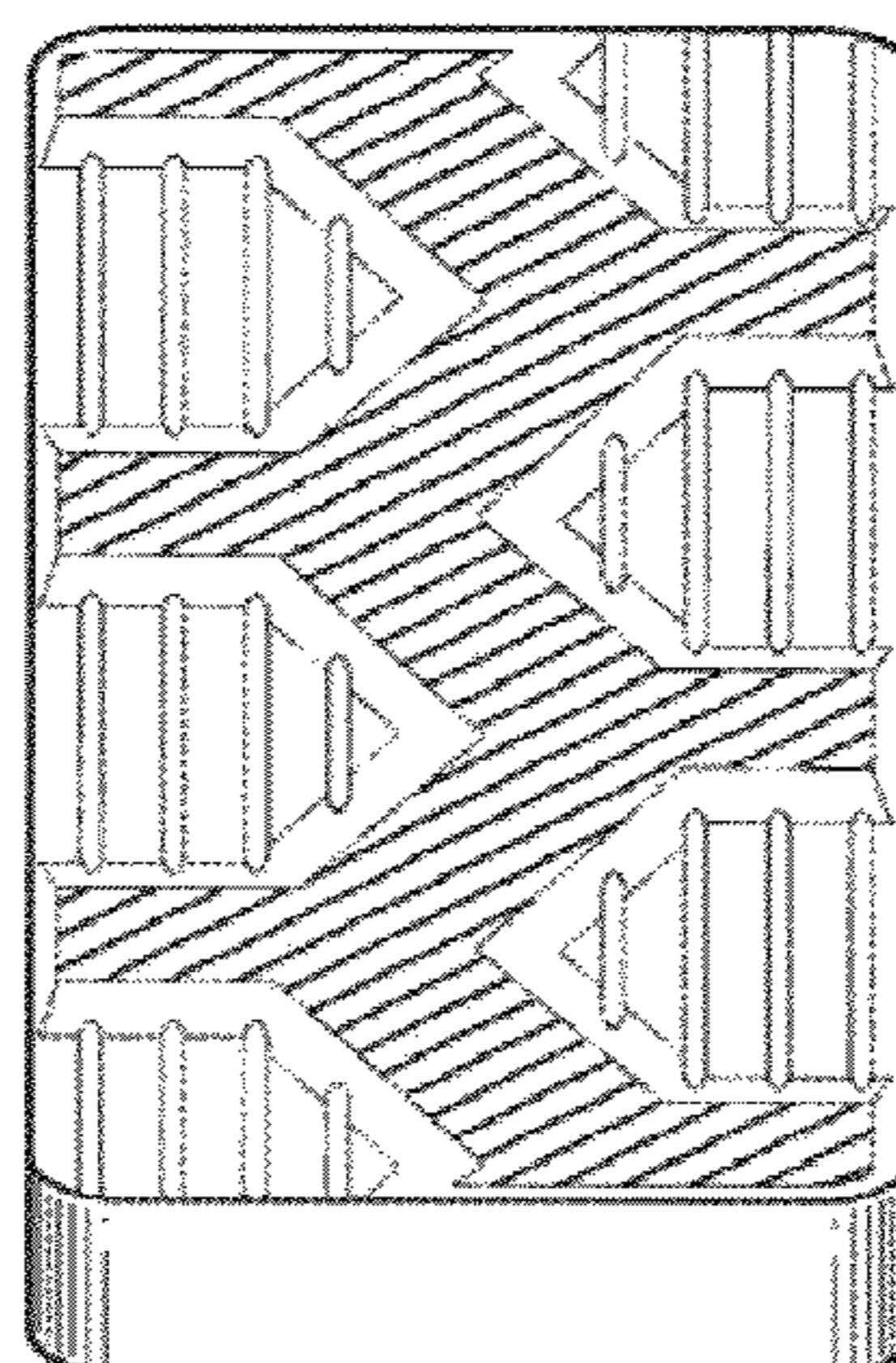


FIG. 3

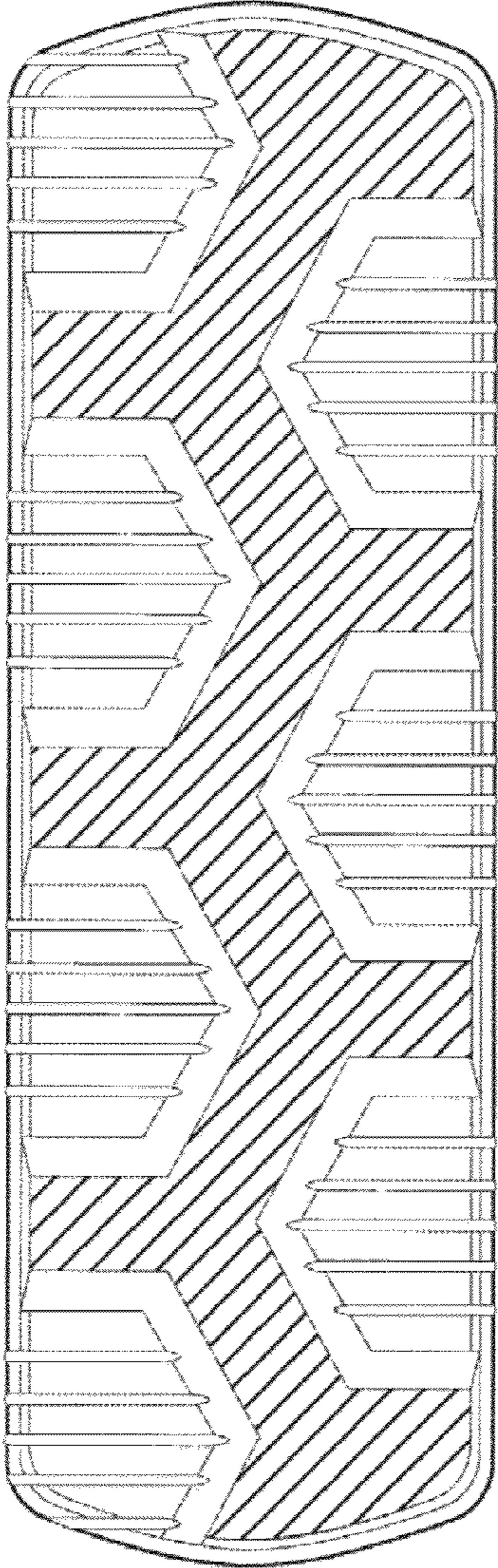
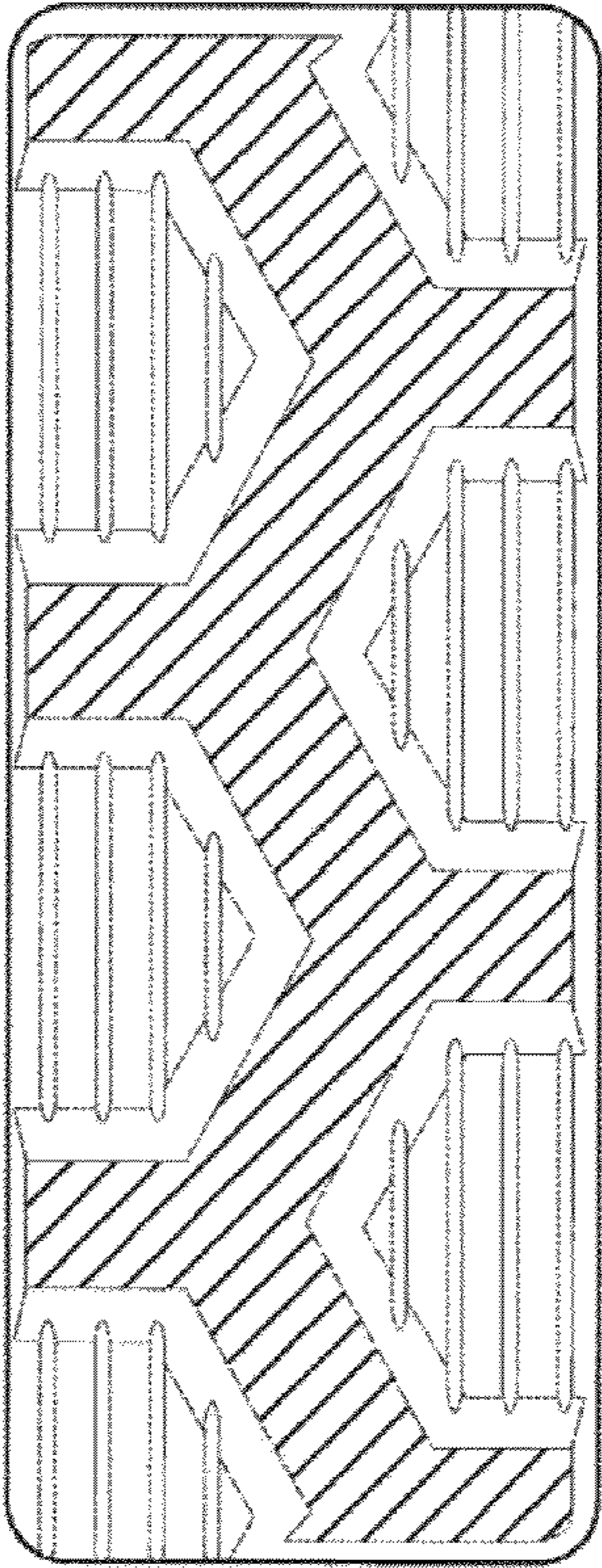


FIG. 4



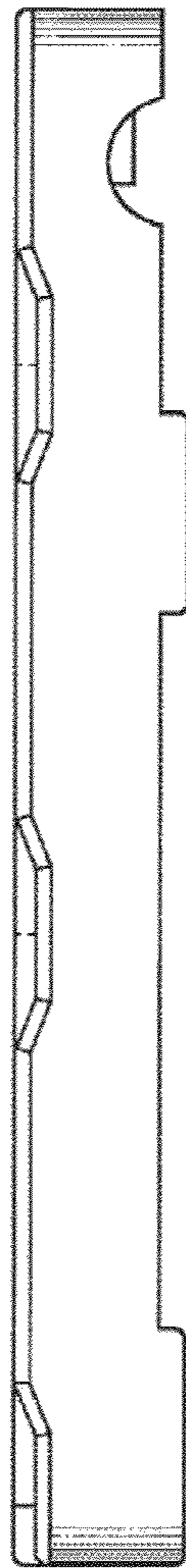


FIG. 5

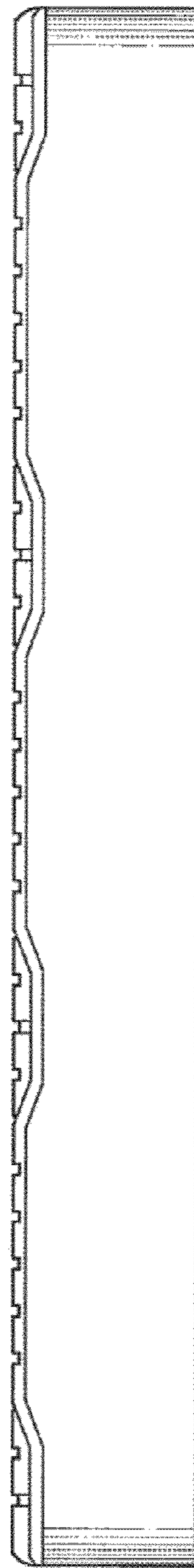


FIG. 6

