



US00D746196S

(12) **United States Design Patent**
Di Buduo et al.

(10) **Patent No.:** **US D746,196 S**
(45) **Date of Patent:** **** Dec. 29, 2015**

(54) **VEHICLE MIRROR**

(71) Applicant: **Ford Motor Company**, Dearborn, MI
(US)

(72) Inventors: **Andrea Di Buduo**, Birmingham, MI
(US); **John Caswell**, Grosse Pointe, MI
(US)

(73) Assignee: **Ford Motor Company**, Dearborn, MI
(US)

(**) Term: **14 Years**

(21) Appl. No.: **29/511,856**

(22) Filed: **Dec. 15, 2014**

(51) **LOC (10) Cl.** **12-16**

(52) **U.S. Cl.**
USPC **D12/187**

(58) **Field of Classification Search**
USPC D12/187, 188, 189; D6/300, 306
CPC B60R 1/076; G02B 7/18; G02B 5/08;
G02B 7/182

See application file for complete search history.

(56) **References Cited**

U.S. PATENT DOCUMENTS

6,582,087	B2 *	6/2003	Whitehead et al.	359/841
D489,658	S *	5/2004	Metros et al.	D12/187
7,216,993	B2 *	5/2007	Murray	359/841
D609,152	S *	2/2010	Bucher et al.	D12/187
D731,379	S *	6/2015	Behmer et al.	D12/187
2005/0259340	A1 *	11/2005	Fimeri et al.	359/879
2006/0103957	A1 *	5/2006	Olijnyk et al.	359/872

* cited by examiner

Primary Examiner — Katrina A Betton

(74) *Attorney, Agent, or Firm* — Damian Porcari

(57) **CLAIM**

The ornamental design for a vehicle mirror, as shown and described.

DESCRIPTION

FIG. 1 is a top front perspective view of the left vehicle mirror (the right vehicle mirror being a mirror image and is not shown);

FIG. 2 is a top left perspective view thereof;

FIG. 3 is a top rear perspective view thereof;

FIG. 4 is a front elevational view thereof;

FIG. 5 is a rear elevational view thereof;

FIG. 6 is a left side elevational view thereof;

FIG. 7 is a right side elevational view thereof;

FIG. 8 is a top plan view thereof; and,

FIG. 9 is a bottom plan view thereof.

1 Claim, 9 Drawing Sheets







Figure 1



Figure 2



Figure 3



Figure 4



Figure 5



Figure 6




Figure 7



Figure 8




Figure 9