



US00D746185S

(12) **United States Design Patent**  
**Curic et al.**

(10) **Patent No.:** **US D746,185 S**

(45) **Date of Patent:** **\*\* Dec. 29, 2015**

(54) **VEHICLE FRONT LOWER GRILLE**

D722,923 S \* 2/2015 George ..... D12/163  
D727,222 S \* 4/2015 Jamieson ..... D12/163  
D736,123 S \* 8/2015 Hammoud ..... D12/163

(71) Applicant: **Ford Motor Company**, Dearborn, MI  
(US)

(72) Inventors: **Kemal Curic**, West Bloomfield, MI  
(US); **Darrell Behmer**, Novi, MI (US);  
**Christopher Svensson**, Clemsford (GB);  
**Moray Callum**, Ann Arbor, MI (US);  
**Joel Piaskowski**, Dusseldorf (DE)

(\*\*) Term: **14 Years**

(21) Appl. No.: **29/507,197**

(22) Filed: **Oct. 24, 2014**

(51) **LOC (10) Cl.** ..... **12-16**

(52) **U.S. Cl.**  
USPC ..... **D12/163**

(58) **Field of Classification Search**  
USPC ..... D12/163, 196, 86, 90-92, 171, 169,  
D12/216; 180/68.1, 68.6; 293/193.11  
CPC ..... B62D 25/08; B62B 9/16; B60K 11/08;  
B60R 19/52  
See application file for complete search history.

(56) **References Cited**

**U.S. PATENT DOCUMENTS**

D712,318 S 9/2014 Mays  
D712,319 S 9/2014 Mays  
D712,797 S 9/2014 Mays  
D713,765 S \* 9/2014 Peltola ..... D12/163

**OTHER PUBLICATIONS**

Ronan Glon. Ford Reveals one-off F-35-Inspired 2015 Mustang GT. Jul. 25, 2014 [online], [retrieved on Aug. 27, 2014] Retrieved from the Internet <URL: <http://www.lefflanenews.com/ford-mustang-gt-f-35-lightening-ii-edition.html>>.

2016 Ford Mustang SVT Spied 'Ring testing once again. [retrieved on Aug. 27, 2014] Retrieved from the Internet <URL: <http://www.worldcarfans.com/114071878374/2013-ford-mustang-svt-spied-ring-testing-once-again.html>>.

\* cited by examiner

*Primary Examiner* — Melody N Brown

(74) *Attorney, Agent, or Firm* — Damian Porcari

(57) **CLAIM**

The ornamental design for a vehicle front lower grille, as shown and described.

**DESCRIPTION**

FIG. 1 is a top left perspective view of a vehicle front lower grille;

FIG. 2 is a top right perspective view thereof;

FIG. 3 is a top rear perspective view thereof;

FIG. 4 is a front elevational view thereof;

FIG. 5 is a rear elevational view thereof;

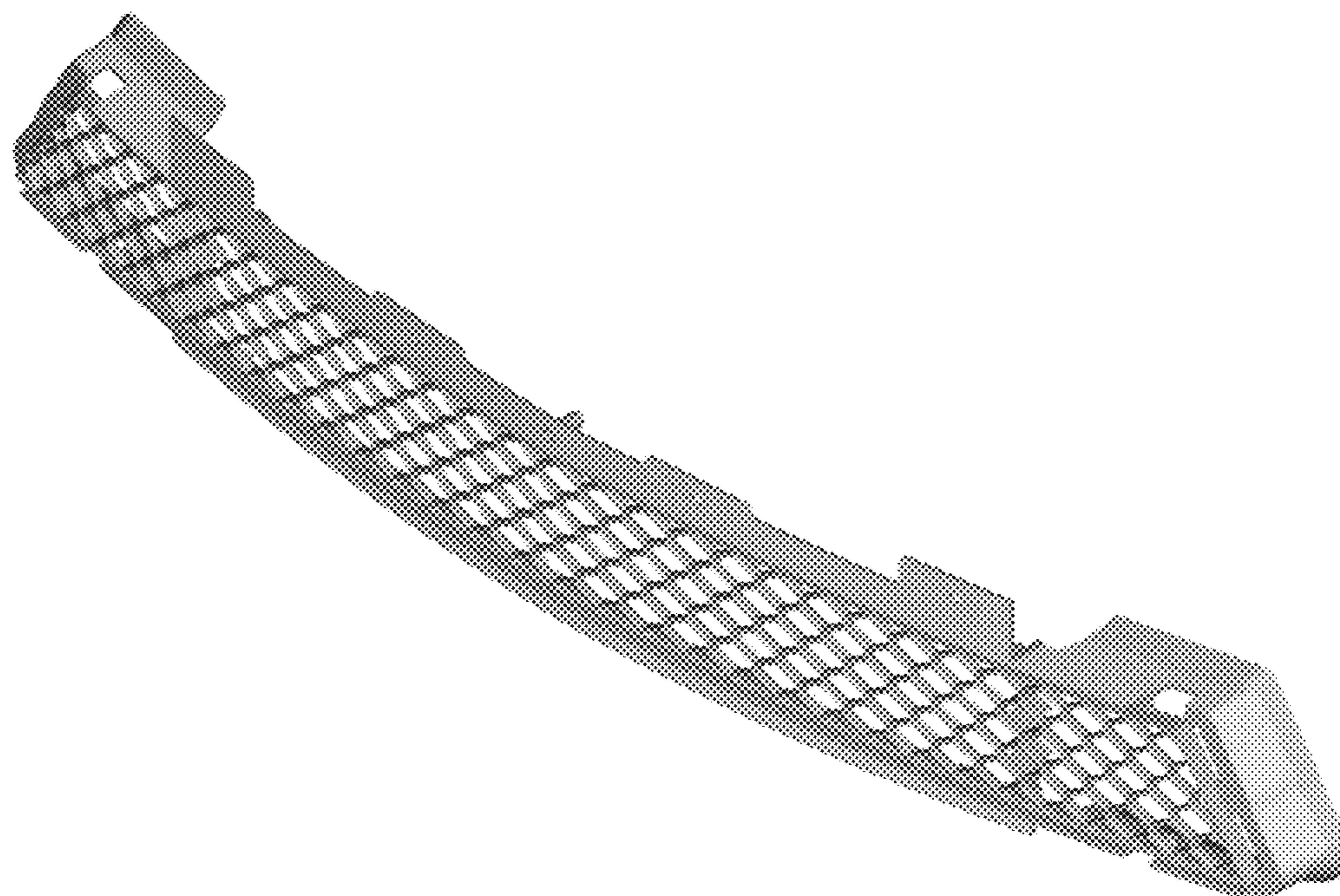
FIG. 6 is a left side elevational view thereof;

FIG. 7 is a right side elevational view thereof;

FIG. 8 is a top plan view thereof; and,

FIG. 9 is a bottom plan view thereof.

**1 Claim, 9 Drawing Sheets**



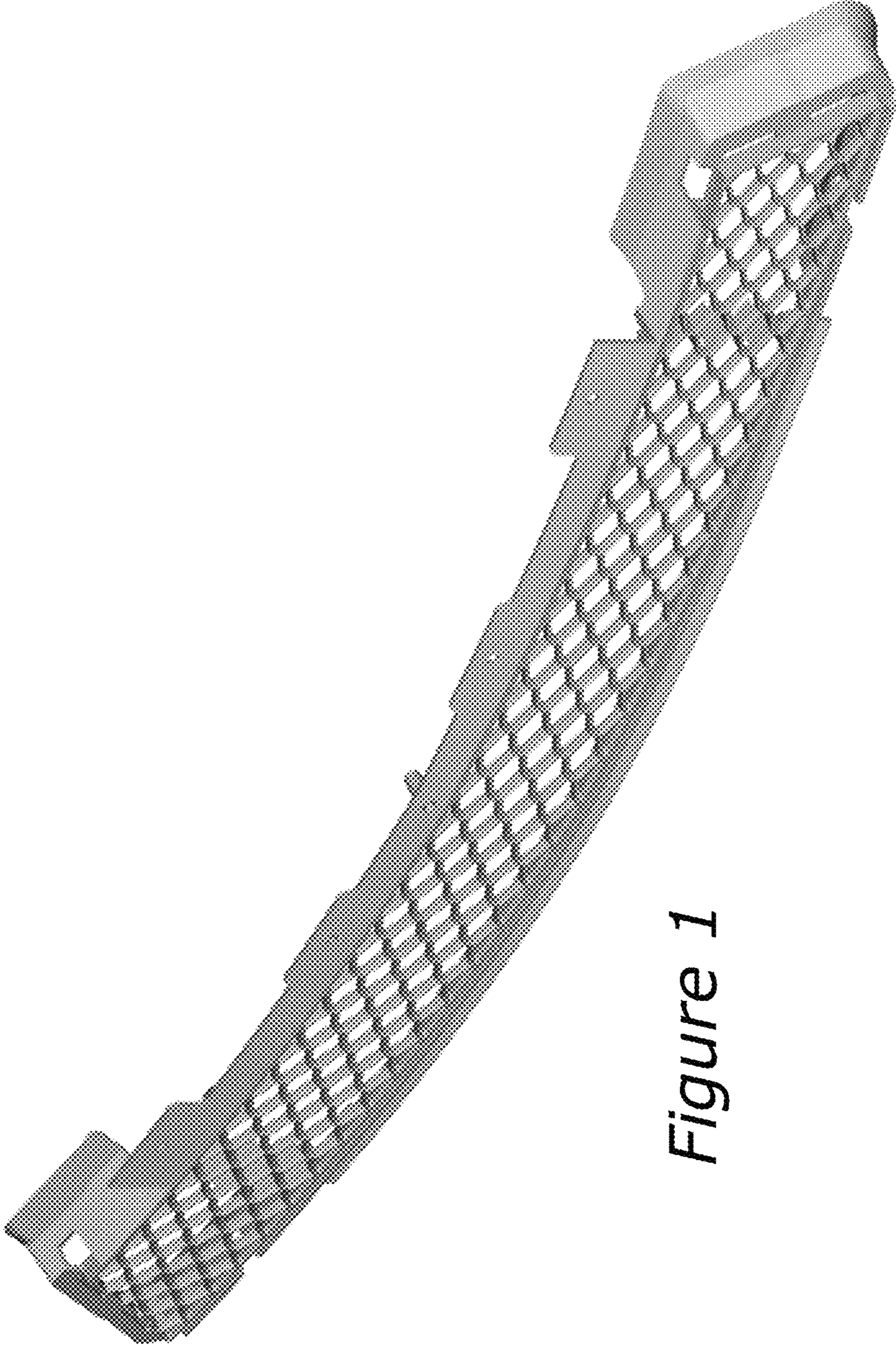


Figure 1

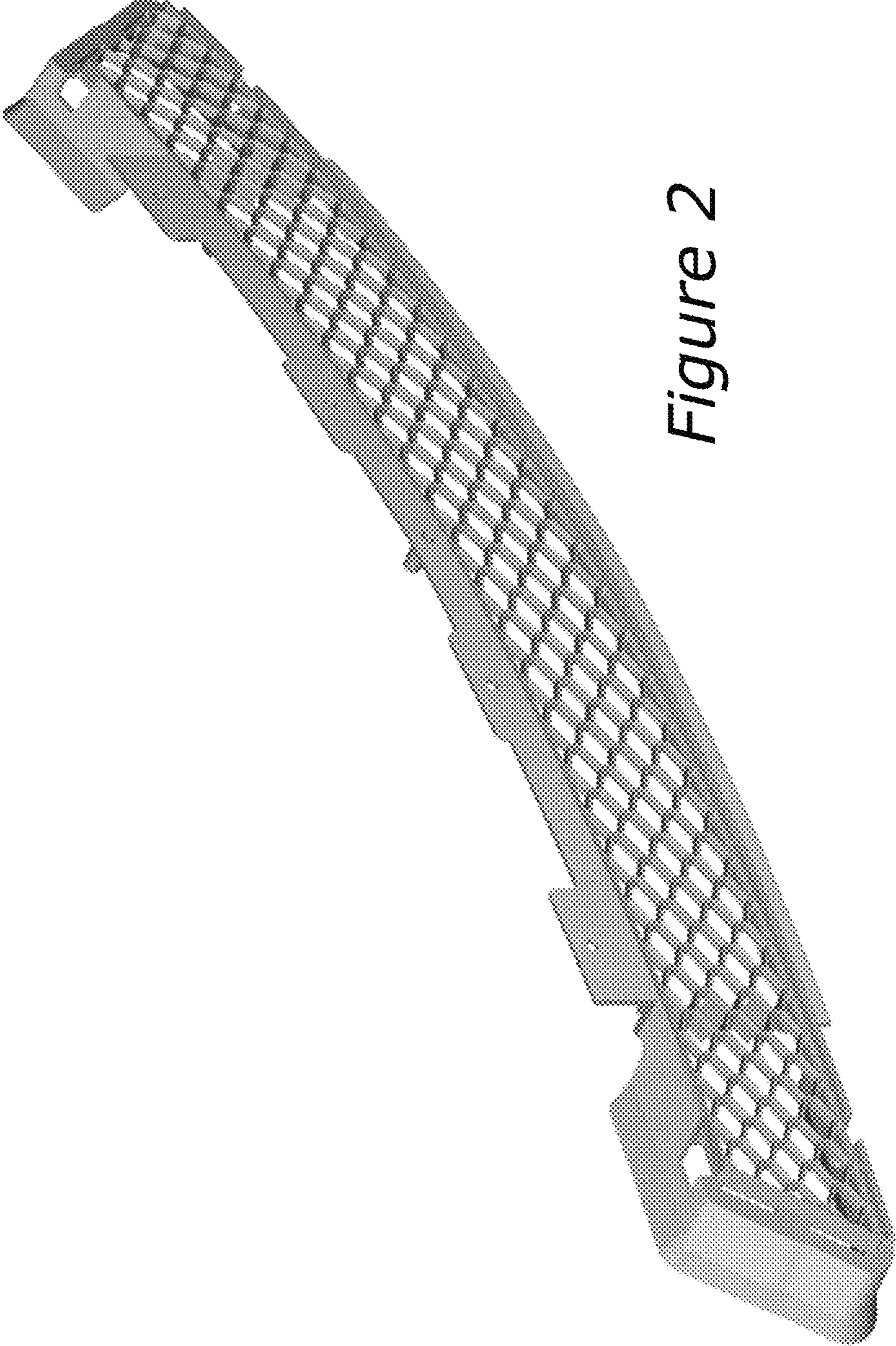


Figure 2

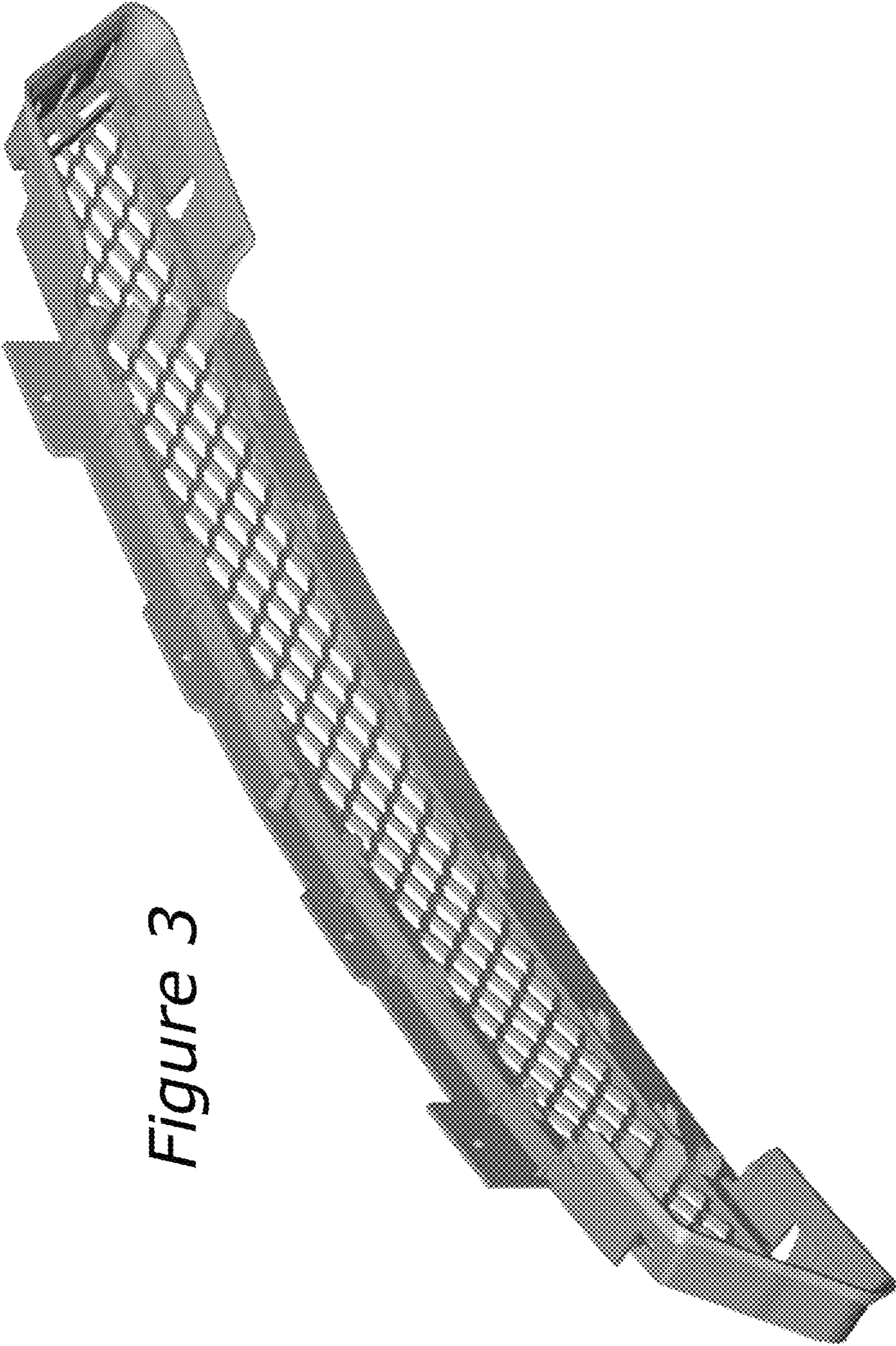


Figure 3




Figure 4





Figure 5



*Figure 6*




Figure 7





Figure 8

Figure 9

