



US00D746184S

(12) **United States Design Patent**
Hanson et al.

(10) **Patent No.:** **US D746,184 S**
(45) **Date of Patent:** **** Dec. 29, 2015**

(54) **TRUCK GRILLE AND SURROUND**
(71) Applicant: **Caterpillar Inc.**, Peoria, IL (US)
(72) Inventors: **Eric Hanson**, Valparaiso, IN (US); **Curt Wilson**, Naperville, IL (US)
(73) Assignee: **Caterpillar Inc.**, Peoria, IL (US)
(**) Term: **14 Years**

D632,224 S 2/2011 Peltola et al.
D640,175 S * 6/2011 Villamizar et al. D12/163
D647,827 S * 11/2011 Medina et al. D12/163
D647,828 S * 11/2011 Medina et al. D12/163
D653,994 S 2/2012 Fukushima et al.
8,408,608 B2 4/2013 Wilkens et al.
D685,294 S 7/2013 Hanson et al.
D702,615 S * 4/2014 Conway et al. D12/216
D710,765 S * 8/2014 Conway et al. D12/163

(21) Appl. No.: **29/486,945**
(22) Filed: **Apr. 4, 2014**
(51) **LOC (10) Cl.** **12-16**
(52) **U.S. Cl.**
USPC **D12/163**
(58) **Field of Classification Search**
USPC D12/86, 90, 91, 92, 163, 169, 196, 171,
D12/216; 180/68.1, 68.6; 296/193.11
CPC B60R 19/52; B60R 2019/525; B60K 11/085;
B62D 25/084; H01Q 1/32
See application file for complete search history.

OTHER PUBLICATIONS

U.S. Appl. No. 61/975,114; Tilting Hood Assembly having Fender-Mounted Handle; Eric Hanson et al.; filed Apr. 4, 2014.
U.S. Appl. No. 14/274,196; Tilting Hood Assembly having Fender-Mounted Handle; Eric Hanson et al.; filed May 9, 2014.

* cited by examiner

Primary Examiner — Philip S Hyder
Assistant Examiner — Darlington Ly
(74) *Attorney, Agent, or Firm* — Finnegan, Henderson, Farabow, Garrett & Dunner, LLP

(56) **References Cited**

U.S. PATENT DOCUMENTS

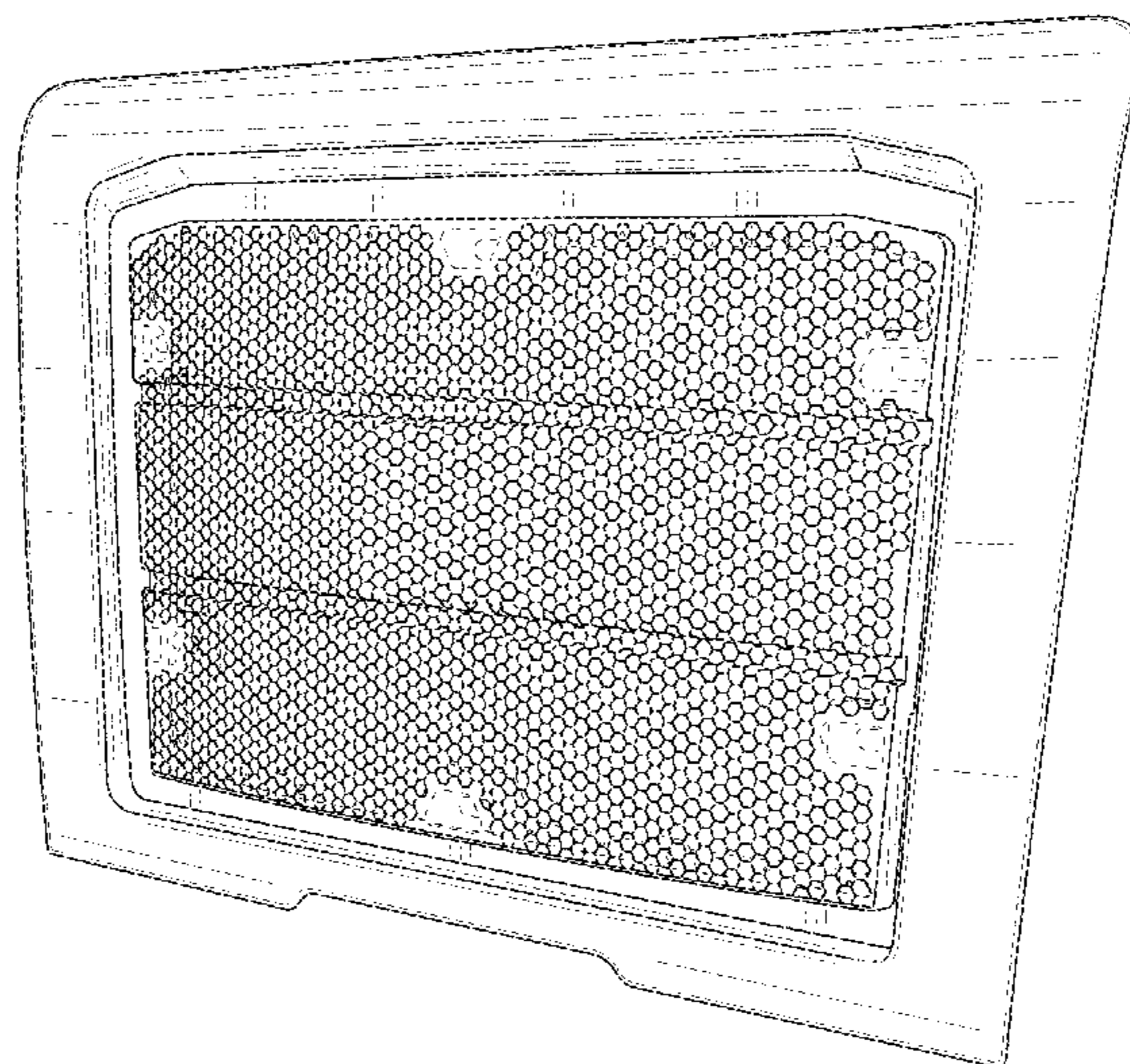
D286,031 S 10/1986 Breitschwerdt et al.
4,813,736 A 3/1989 Schubert et al.
D389,108 S * 1/1998 Norwood et al. D12/163
D405,037 S * 2/1999 Meryman et al. D12/163
5,984,037 A 11/1999 Duhem
D467,202 S 12/2002 Mondragon Sarmiento et al.
6,666,291 B2 12/2003 Hyslop et al.
D530,247 S * 10/2006 Angelo et al. D12/163
D551,133 S * 9/2007 Angelo et al. D12/163
D577,316 S * 9/2008 Rosen et al. D12/163
D601,932 S * 10/2009 Rosen et al. D12/163
D613,648 S * 4/2010 Wong D12/163
D619,049 S 7/2010 Beigel et al.
D623,091 S 9/2010 Beigel et al.
D623,092 S 9/2010 Beigel et al.
D631,800 S * 2/2011 Peltola et al. D12/163

(57) **CLAIM**
The ornamental design for a truck grille and surround, as shown and described.

DESCRIPTION

FIG. 1 is a front and left-side perspective view of a truck grille and surround showing our new design; FIG. 2 is a front elevation view thereof; FIG. 3 is a left-side elevation view thereof, the right-side elevation view being a mirror image thereof; FIG. 4 is a top plan view thereof; and, FIG. 5 is a bottom plan view thereof. The broken lines shown in the drawings illustrate portions of the truck grille and surround that form no part of the claimed design. The rear and bottom of the truck grille and surround are not seen during ordinary use and are not part of the claimed design.

1 Claim, 4 Drawing Sheets






FIG. 1




FIG. 2

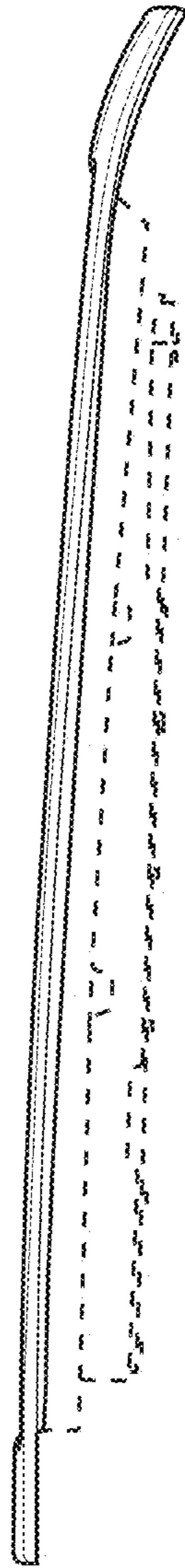


FIG. 3




FIG. 4

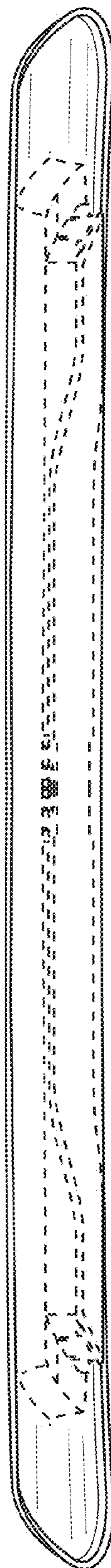


FIG. 5