



US00D746175S

(12) **United States Design Patent**
Wolff et al.

(10) **Patent No.:** **US D746,175 S**

(45) **Date of Patent:** **** Dec. 29, 2015**

(54) **VEHICLE EXTERIOR**

(71) Applicant: **Ford Motor Company**, Dearborn, MI (US)

(72) Inventors: **Max Wolff**, Birmingham, MI (US);
Andrea Di Buduo, Birmingham, MI (US); **John Caswell**, Grosse Pointe, MI (US)

(73) Assignee: **Ford Motor Company**, Dearborn, MI (US)

(**) Term: **14 Years**

(21) Appl. No.: **29/511,805**

(22) Filed: **Dec. 15, 2014**

(51) **LOC (10) Cl.** **12-08**

(52) **U.S. Cl.**
USPC **D12/91**

(58) **Field of Classification Search**
USPC D12/86, 90-92; D21/421, 433, 434;
296/181.1, 181.5
CPC B62D 35/00; B62D 25/00; B62D 25/06;
B62D 25/08; B62D 33/00
See application file for complete search history.

(56) **References Cited**

U.S. PATENT DOCUMENTS

D686,532 S * 7/2013 Lamm D12/91
D697,834 S * 1/2014 Okue D12/91

D705,700 S * 5/2014 Chen D12/91
D714,685 S * 10/2014 Huang D12/91
D715,692 S * 10/2014 Kobayashi D12/91
D718,661 S * 12/2014 Tabata D12/91
D728,426 S * 5/2015 Di Buduo D12/91

* cited by examiner

Primary Examiner — Melody N Brown

(74) *Attorney, Agent, or Firm* — Damian Porcari

(57) **CLAIM**

The ornamental design for a vehicle exterior, as shown and described.

DESCRIPTION

FIG. 1 is a top front and left side perspective view of a vehicle exterior;
FIG. 2 is a top rear and left side perspective view thereof;
FIG. 3 is a front elevational view thereof;
FIG. 4 is a rear elevational view thereof;
FIG. 5 is a left side elevational view thereof;
FIG. 6 is a right side elevational view thereof; and,
FIG. 7 is a top plan view thereof.

1 Claim, 7 Drawing Sheets






Figure 1



Figure 2




Figure 3




Figure 4




Figure 5



Figure 6



Figure 7