



US00D746144S

(12) **United States Design Patent**
Vieira Santos et al.

(10) **Patent No.:** **US D746,144 S**
(45) **Date of Patent:** **** Dec. 29, 2015**

(54) **FLASK WITH CAP**

(71) Applicant: **Natura Cosméticos S.A.**, Itapeceirica da Serra (BR)

(72) Inventors: **Juliana Vieira Santos**, Sao Paulo (BR);
Fernanda Watanuki, Sao Paulo (BR);
Fernanda Saboia Salles, Sao Paulo (BR)

(73) Assignee: **Natura Cosméticos S.A.**, Itapeceirica da Serra (BR)

(**) Term: **14 Years**

(21) Appl. No.: **29/466,732**

(22) Filed: **Sep. 11, 2013**

(30) **Foreign Application Priority Data**

Mar. 12, 2013 (BR) BR302013001047-3

(51) **LOC (10) Cl.** **09-01**

(52) **U.S. Cl.**
USPC **D9/537**

(58) **Field of Classification Search**

USPC D7/518, 521, 576, 582; D9/434, 435,
D9/439, 441, 449, 451, 453, 454, 516, 530,
D9/537, 544, 549, 552, 553, 555, 556, 565,
D9/566, 567, 568, 569, 661, 663, 689, 719,
D9/738, 751; 215/381–385, 396, 398, 370,
215/371, 378, 379; 220/660, 662, 669, 675

See application file for complete search history.

(56) **References Cited**

U.S. PATENT DOCUMENTS

D341,083 S * 11/1993 Bareiss D9/522
D341,084 S * 11/1993 Bareiss D9/522

(Continued)

FOREIGN PATENT DOCUMENTS

JP D1276287 * 7/2006
WO D049259 * 11/1999

Primary Examiner — Susan Bennett Hattan

Assistant Examiner — Leanne Was

(74) *Attorney, Agent, or Firm* — Alston & Bird LLP

(57) **CLAIM**

We claim the ornamental design for a flask with cap, as shown and described.

DESCRIPTION

FIG. 1 is a front elevation view of a flask with cap according to the present invention;

FIG. 2 is a left side elevation view of the flask with cap of FIG. 1;

FIG. 3 is a back elevation view of the flask with cap of FIG. 1;

FIG. 4 is a top elevation view of the flask with cap of FIG. 1;

FIG. 5 is a bottom view elevation of the flask with cap of FIG. 1;

FIG. 6 is a front elevation view of the flask with cap of FIG. 1, showing the flask in isolation without the cap;

FIG. 7 is a left side elevation view of the flask with cap of FIG. 1, showing the flask in isolation without the cap;

FIG. 8 is a back elevation view of the flask with cap of FIG. 1, showing the flask in isolation without the cap;

FIG. 9 is a top elevation view of the flask with cap of FIG. 1, showing the flask in isolation without the cap;

FIG. 10 is a bottom view elevation of the flask with cap of FIG. 1, showing the flask in isolation without the cap;

FIG. 11 is a front elevation view of the flask with cap of FIG. 1, showing the cap in isolation without the flask;

FIG. 12 is a left side elevation view of the flask with cap of FIG. 1, showing the cap in isolation without the flask;

FIG. 13 is a back elevation view of the flask with cap of FIG. 1, showing the cap in isolation without the flask;

FIG. 14 is a top elevation view of the flask with cap of FIG. 1, showing the cap in isolation without the flask;


FIG. 15 is a perspective view elevation from the bottom of the flask with cap of FIG. 1, showing the cap in isolation without the flask;

FIG. 16 is a perspective view elevation from the top of the flask with cap of FIG. 1, showing the cap in isolation without the flask; and,

FIG. 17 is a perspective view elevation thereof, showing the flask with cap in an assembled manner.

The broken lines depict environment only. The broken lines depict portions of the flask with cap that form no part of the claimed design.

1 Claim, 4 Drawing Sheets



(56)

References Cited

U.S. PATENT DOCUMENTS

D341,087 S *	11/1993	Bareiss	D9/544	D347,174 S *	5/1994	Bareiss	D9/529
D341,088 S *	11/1993	Bareiss	D9/572	D432,429 S *	10/2000	Poullain	D9/549
D341,089 S *	11/1993	Bareiss	D9/572	D549,587 S *	8/2007	Lestelle	D9/560
D341,090 S *	11/1993	Bareiss	D9/572	D600,126 S *	9/2009	Lepoitevin	D9/530
D344,677 S *	3/1994	Bareiss	D9/529	D638,328 S *	5/2011	Harshman	D11/146
D344,894 S *	3/1994	Bareiss	D9/522	D649,462 S *	11/2011	Toh et al.	D9/516
D345,104 S *	3/1994	Bareiss	D9/529	D649,474 S *	11/2011	Toh et al.	D9/565
D345,306 S *	3/1994	Bareiss	D9/522	D673,452 S *	1/2013	Handy	D9/500
D345,505 S *	3/1994	Bareiss	D9/529	D673,856 S *	1/2013	Snyder	D9/522
					D677,575 S *	3/2013	Barnard et al.	D9/538
					D711,238 S *	8/2014	Schlies et al.	D9/538

* cited by examiner

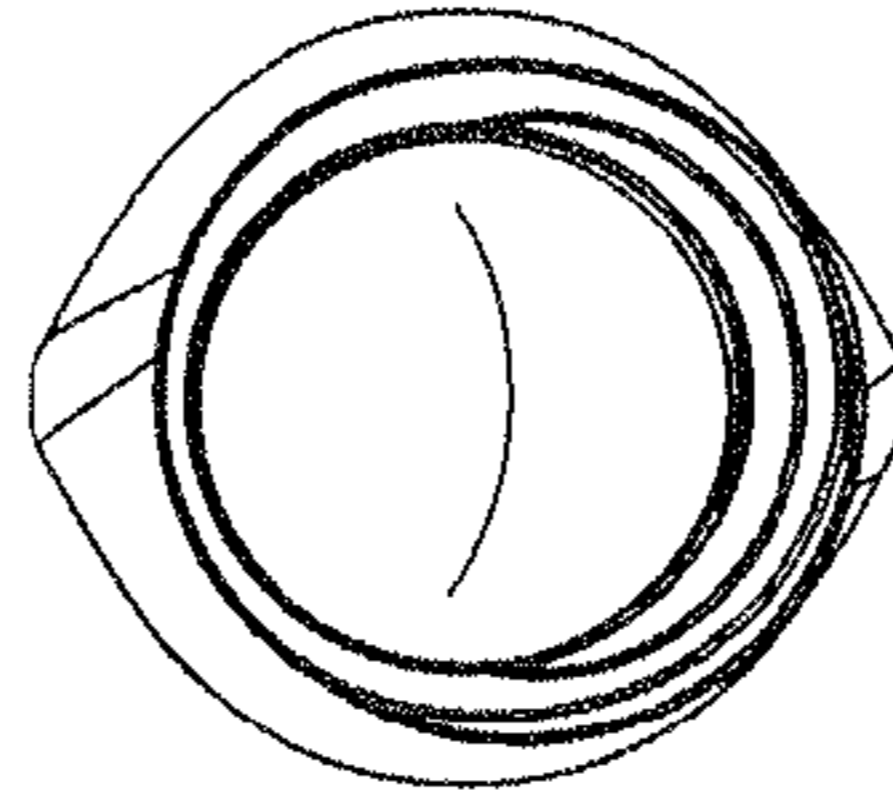


FIG. 4

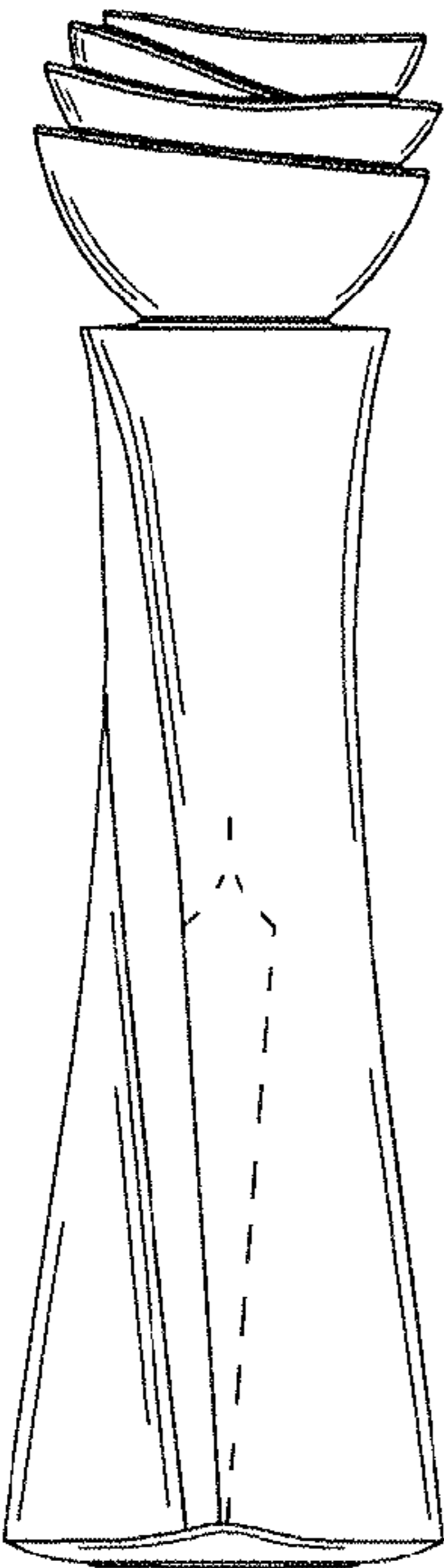


FIG. 1

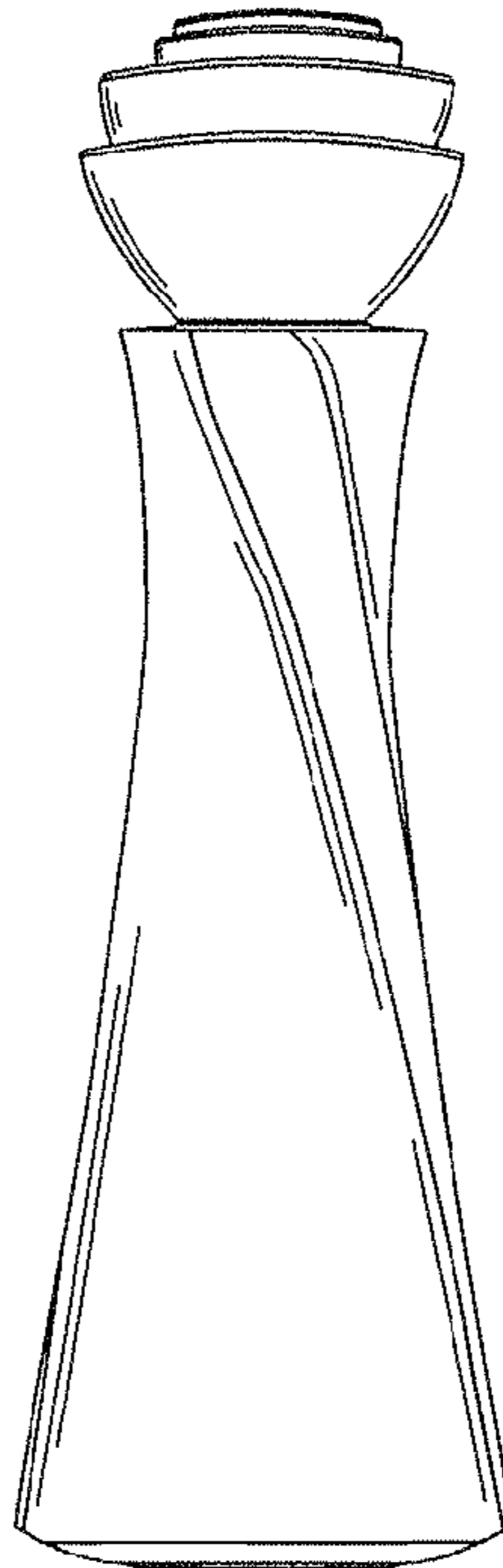


FIG. 2

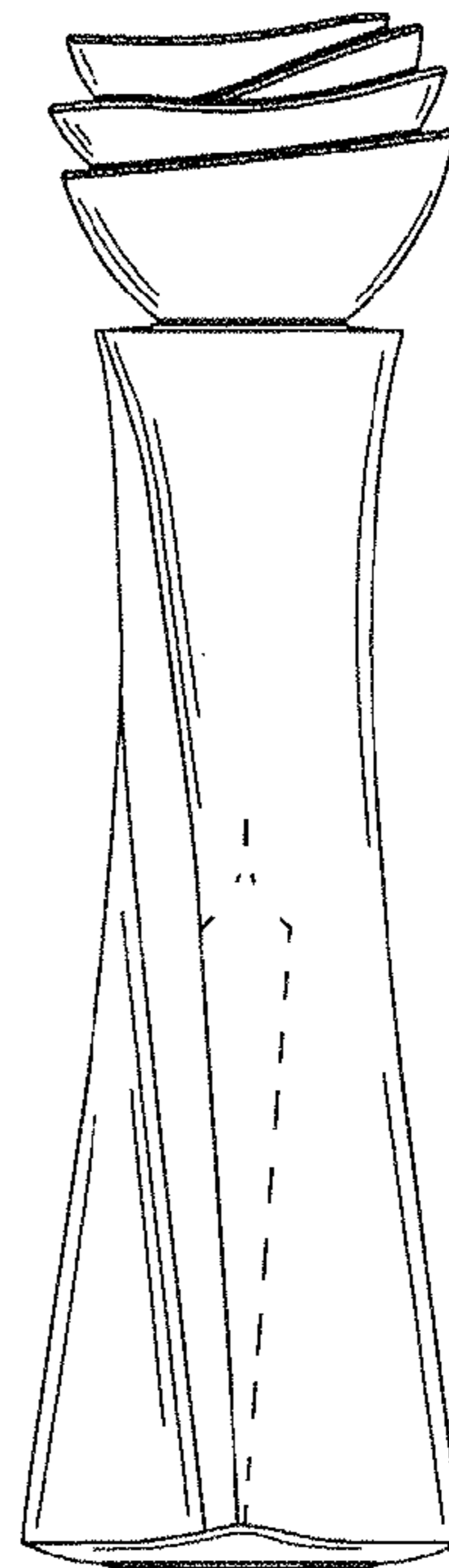


FIG. 3

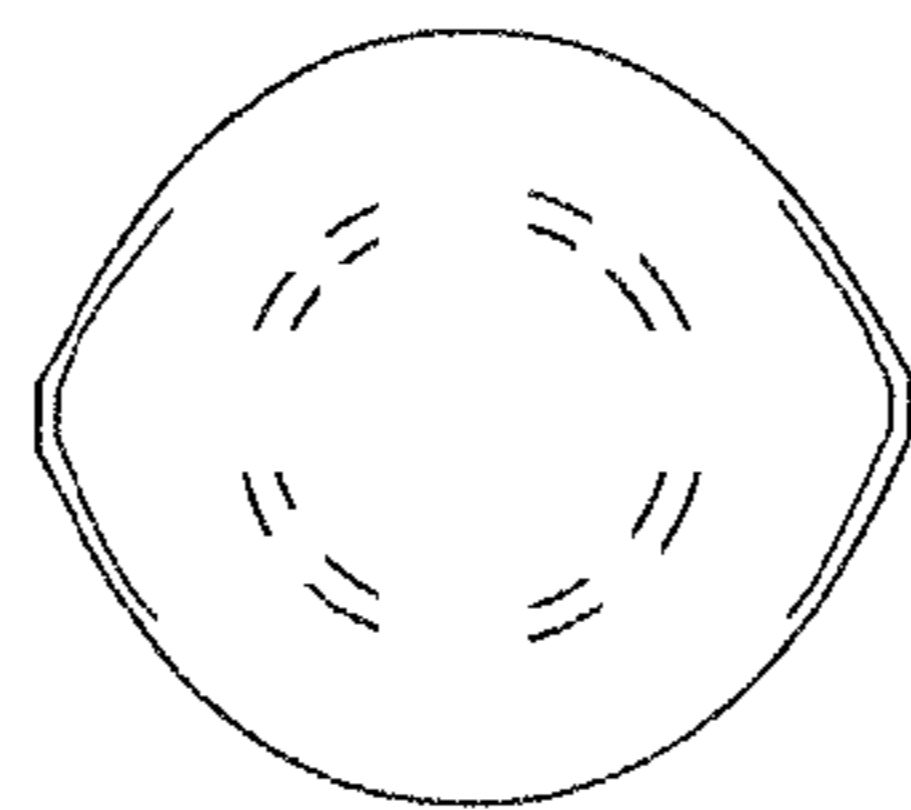


FIG. 5

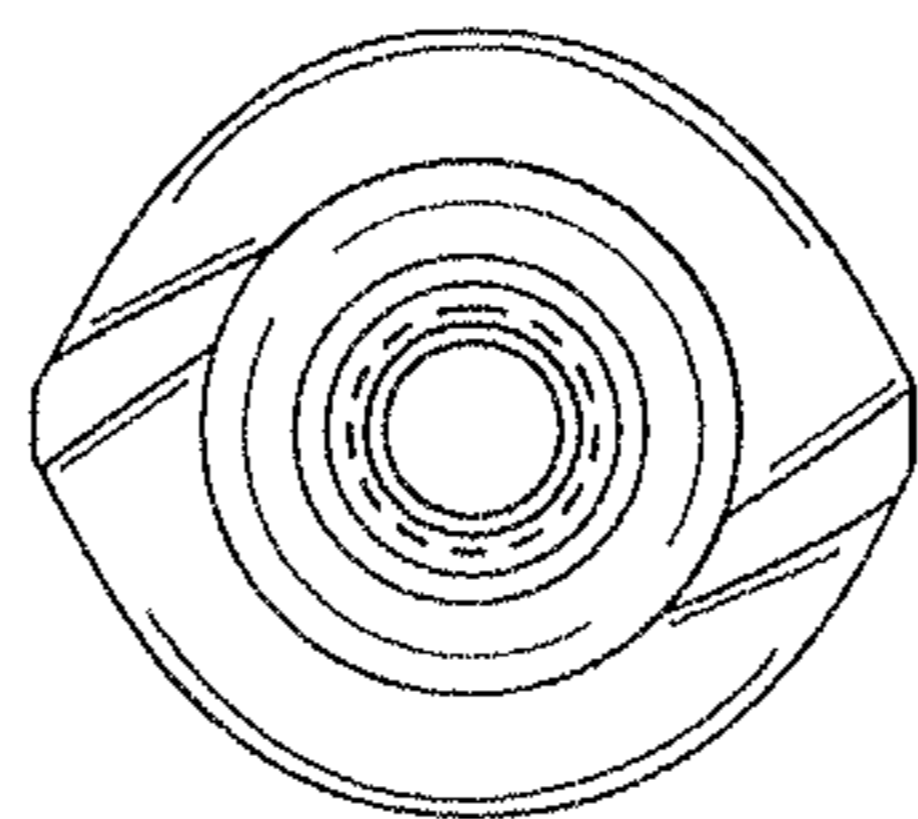


FIG. 9

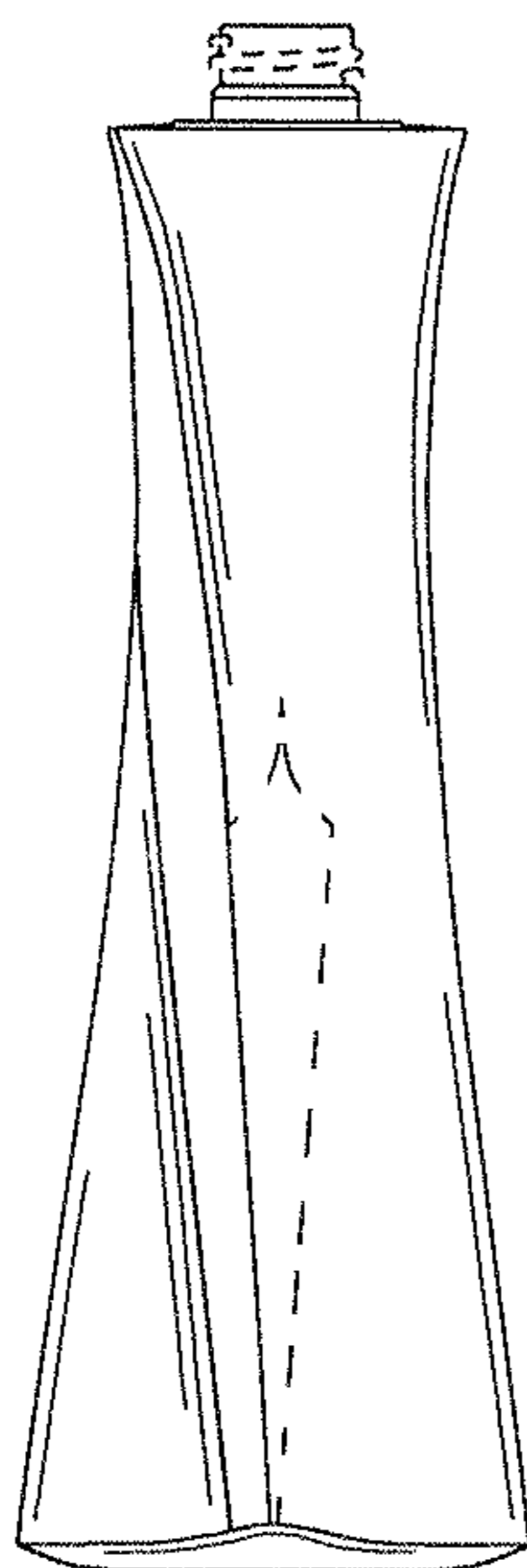


FIG. 6

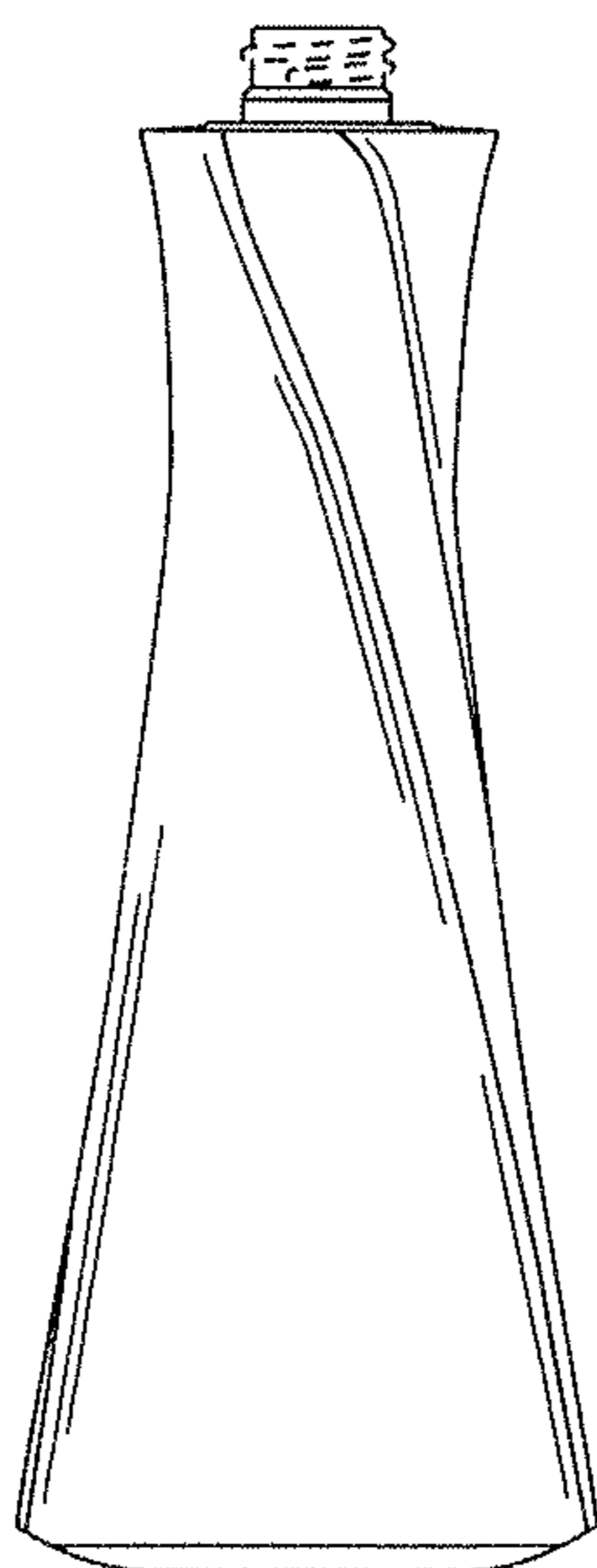


FIG. 7

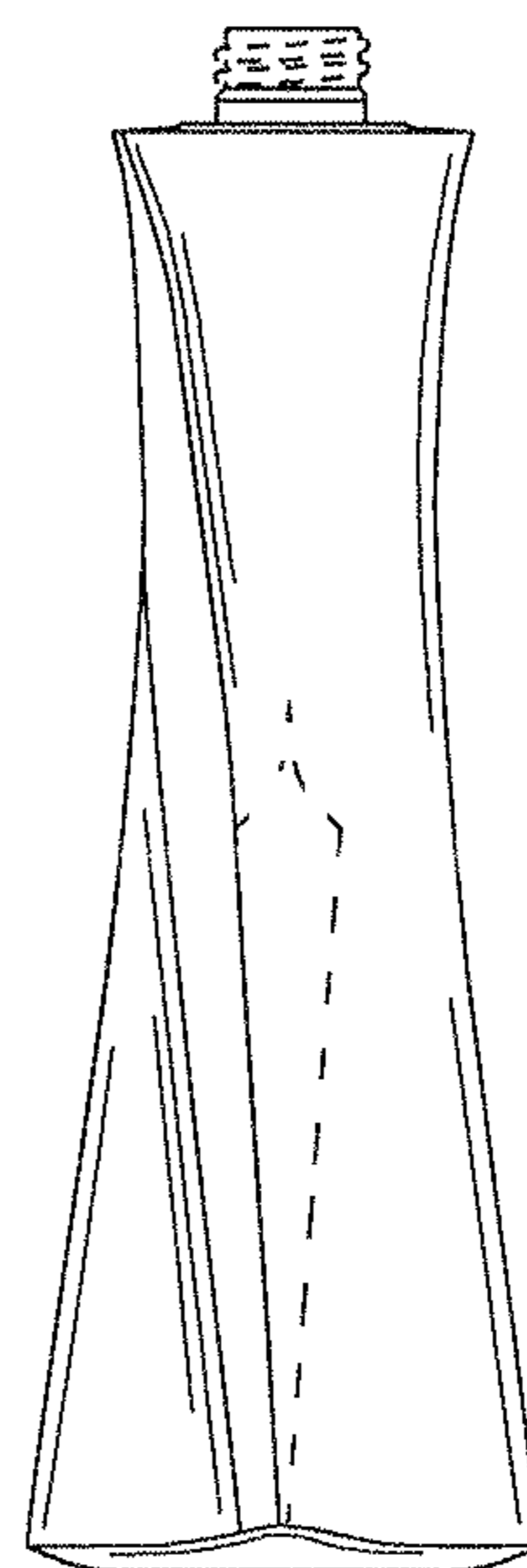


FIG. 8

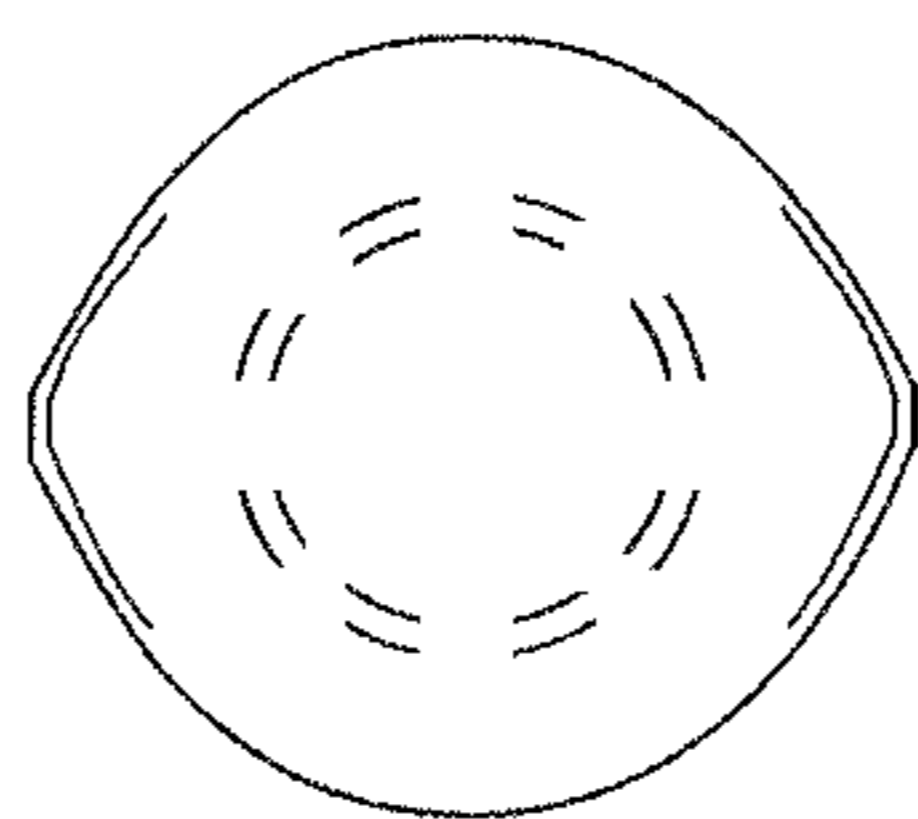


FIG. 10

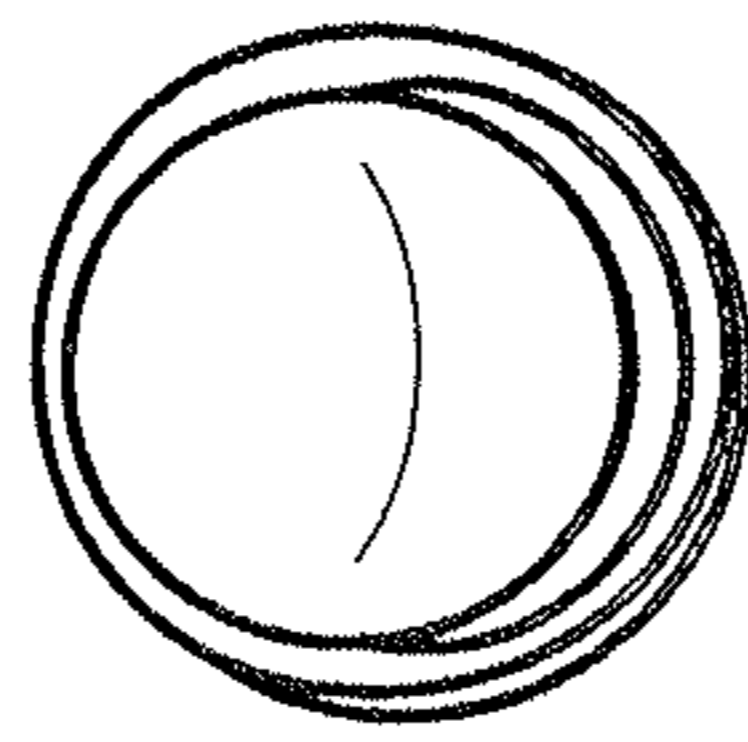


FIG. 14

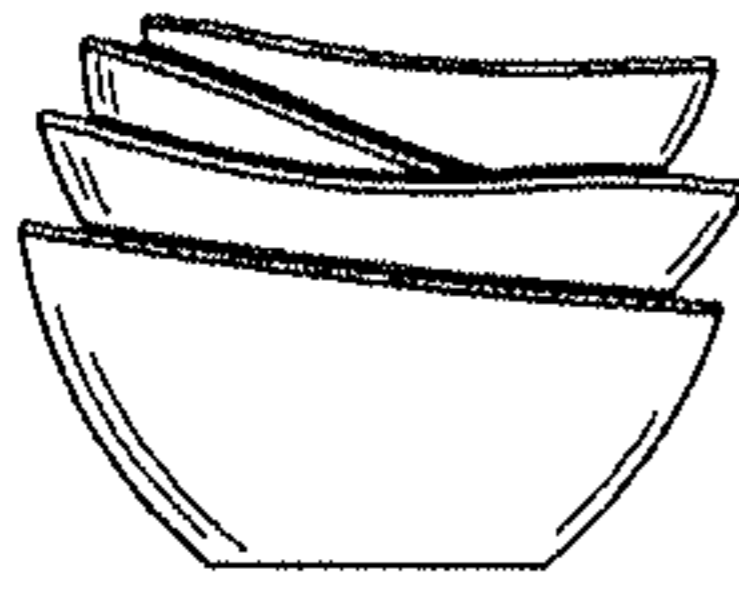


FIG. 11

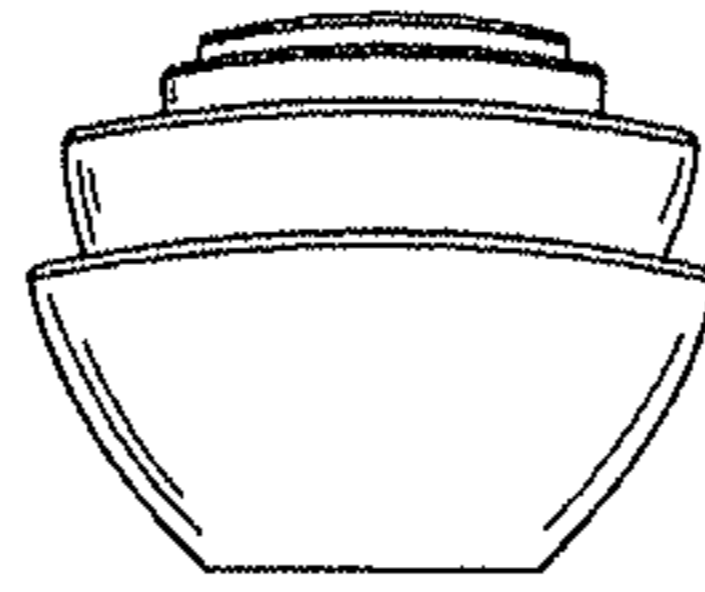


FIG. 12

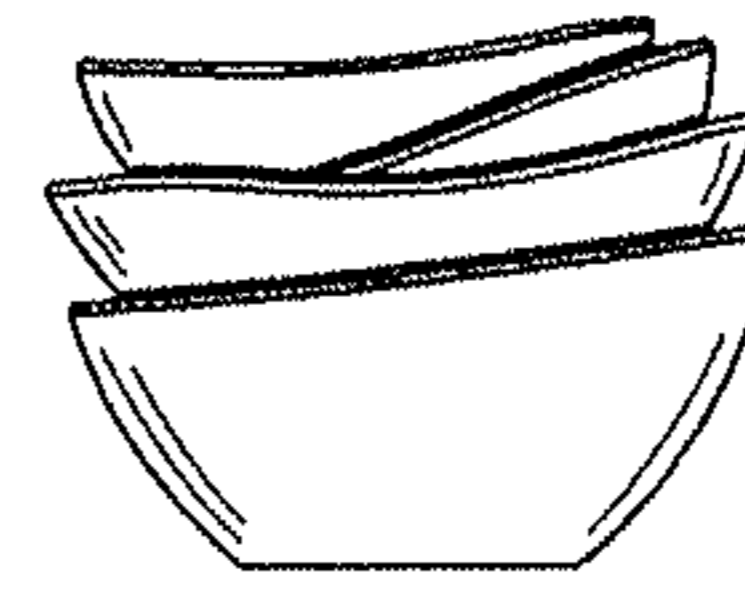


FIG. 13

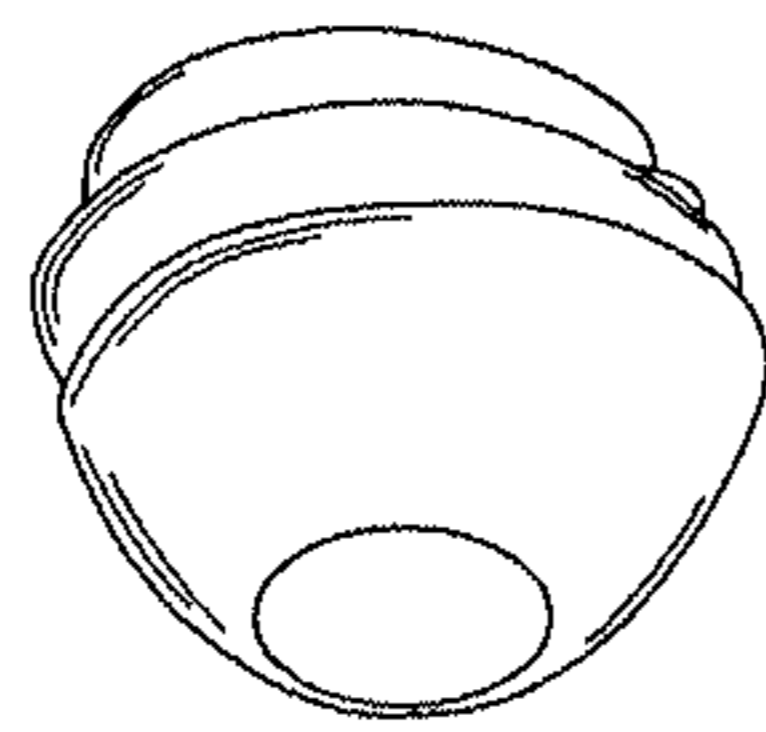


FIG. 15

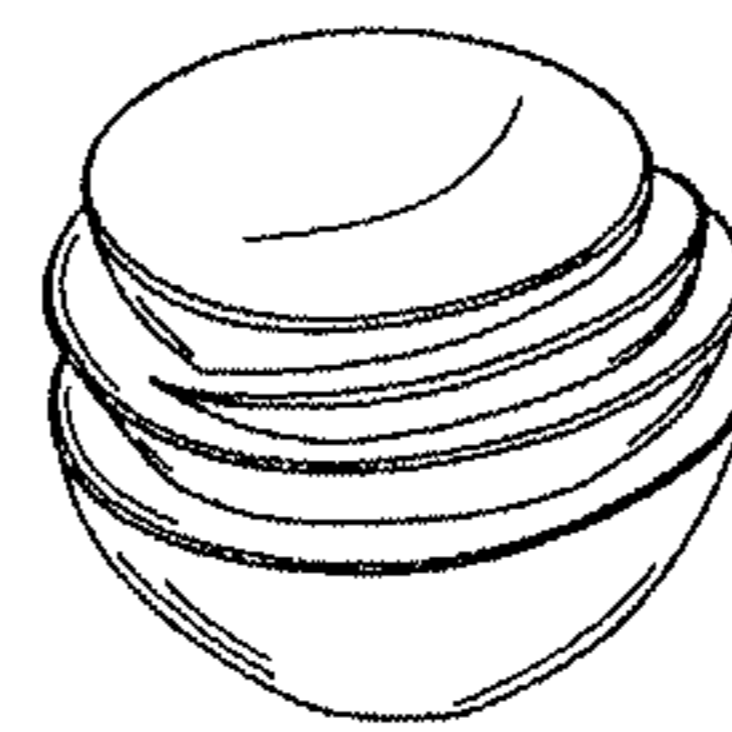


FIG. 16

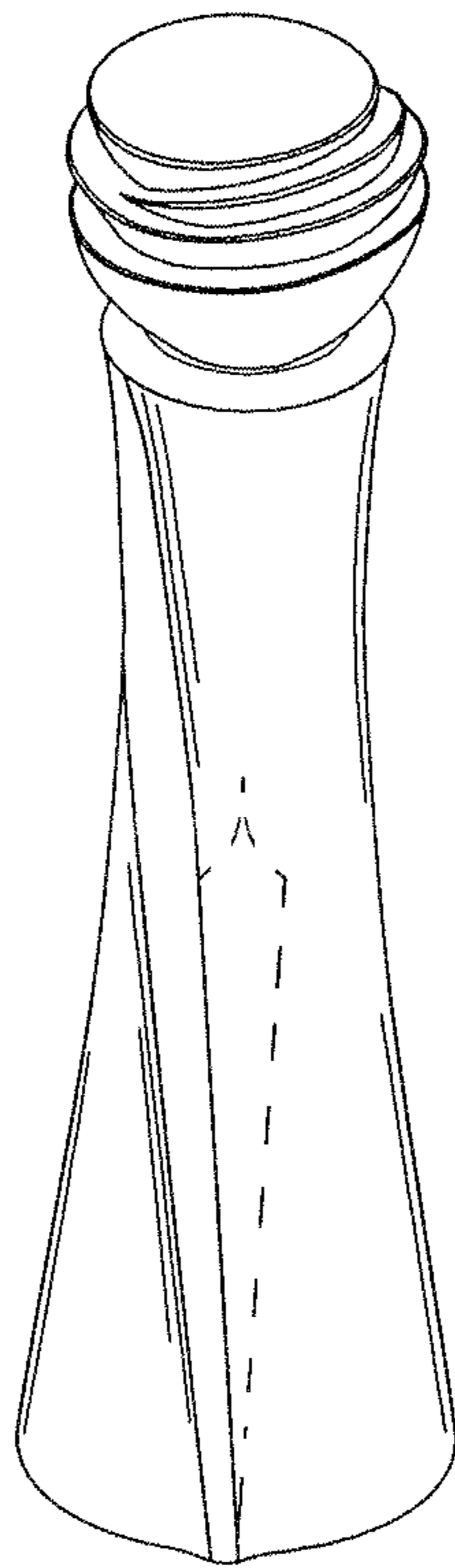


FIG. 17