



US00D746139S

(12) **United States Design Patent**
Watabe et al.

(10) **Patent No.:** **US D746,139 S**
(45) **Date of Patent:** **** Dec. 29, 2015**

- (54) **BOTTLE**
- (71) Applicants: **Kousuke Watabe**, Tokyo (JP); **Naoya Oohata**, Tokyo (JP)
- (72) Inventors: **Kousuke Watabe**, Tokyo (JP); **Naoya Oohata**, Tokyo (JP)
- (73) Assignee: **SHISEIDO CO., LTD.**, Tokyo (JP)
- (**) Term: **14 Years**
- (21) Appl. No.: **29/486,253**
- (22) Filed: **Mar. 27, 2014**
- (51) **LOC (10) Cl.** **09-01**
- (52) **U.S. Cl.**
USPC **D9/503**; D9/504; D9/452
- (58) **Field of Classification Search**
USPC D9/434-435, 444-445, 451-453, 500, D9/503-504, 516, 529, 549, 558, 575, 682, D9/686, 688, 690-691, 715, 719, 723-727, D9/729; D3/203.2, 205; D7/615, 635; D19/66, 71, 162; D27/190; D28/4, 66, D28/76, 86, 88-89, 91.1
CPC B65D 1/00; B65D 1/02; B65D 1/0223; B65D 23/00; B65D 81/00; B65D 2501/00; B65D 2501/0009
See application file for complete search history.

(56) **References Cited**
U.S. PATENT DOCUMENTS

- D85,737 S * 12/1931 De Wagner D9/529
- D163,534 S * 6/1951 Monturo D27/142
- D175,548 S * 9/1955 Kane D19/71
- D186,412 S * 10/1959 Edelstone et al. D9/745

- D199,155 S * 9/1964 Hannon, Jr. D9/439
- D199,461 S * 10/1964 Dalley 215/374
- D223,997 S * 6/1972 Hanamura D9/503
- D225,617 S * 12/1972 Hanamura D9/503
- D229,547 S * 12/1973 Hanamura D9/503
- D240,112 S * 6/1976 O'Neil D9/692
- D269,531 S * 6/1983 Ando D19/66
- D279,511 S * 7/1985 Matsubara D28/91.1
- D285,011 S * 8/1986 Jankewitz D19/901
- D287,168 S * 12/1986 Kingsford D28/77
- D316,371 S * 4/1991 Vola D9/504
- D406,731 S * 3/1999 Lage D7/615
- D429,847 S * 8/2000 Lang D28/7
- D495,599 S * 9/2004 Biesecker D7/391
- D540,987 S * 4/2007 Nobuto D28/89
- D575,591 S * 8/2008 Bonetti D7/615
- D583,678 S * 12/2008 Yamamoto D9/688
- D652,739 S * 1/2012 Komai D9/697
- D717,496 S * 11/2014 Gautier D28/77
- D739,762 S * 9/2015 Nagata D9/572

* cited by examiner

Primary Examiner — Dana L Meyrow
(74) *Attorney, Agent, or Firm* — Manabu Kanesaka

(57) **CLAIM**
The ornamental design for a bottle, as shown and described.

DESCRIPTION

FIG. 1 is a perspective view of a bottle showing our new design;
FIG. 2 is a front view thereof, a rear view being identical to the front view thereof;
FIG. 3 is a plan view thereof;
FIG. 4 is a bottom view thereof; and,
FIG. 5 is a right side view thereof, a left side view being identical to the right view thereof.

1 Claim, 2 Drawing Sheets


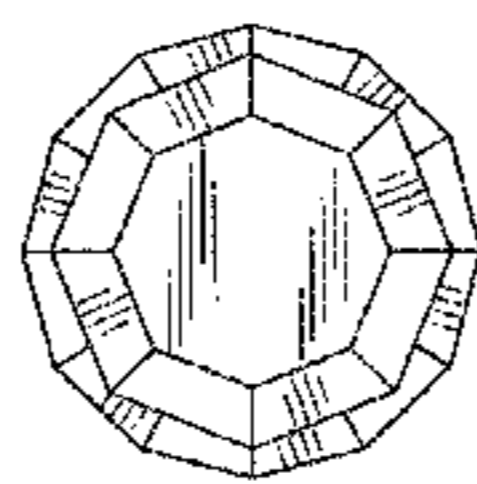


Fig. 1

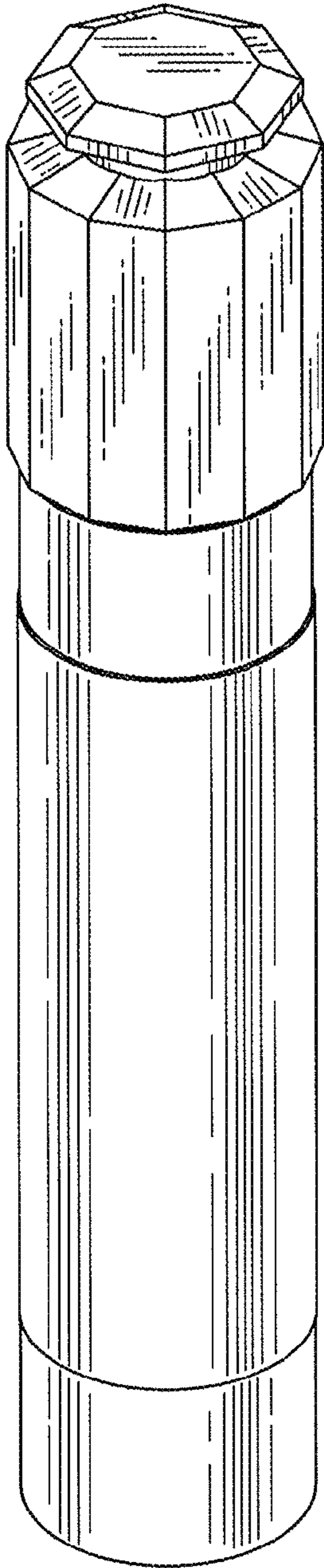


Fig. 2




Fig. 3

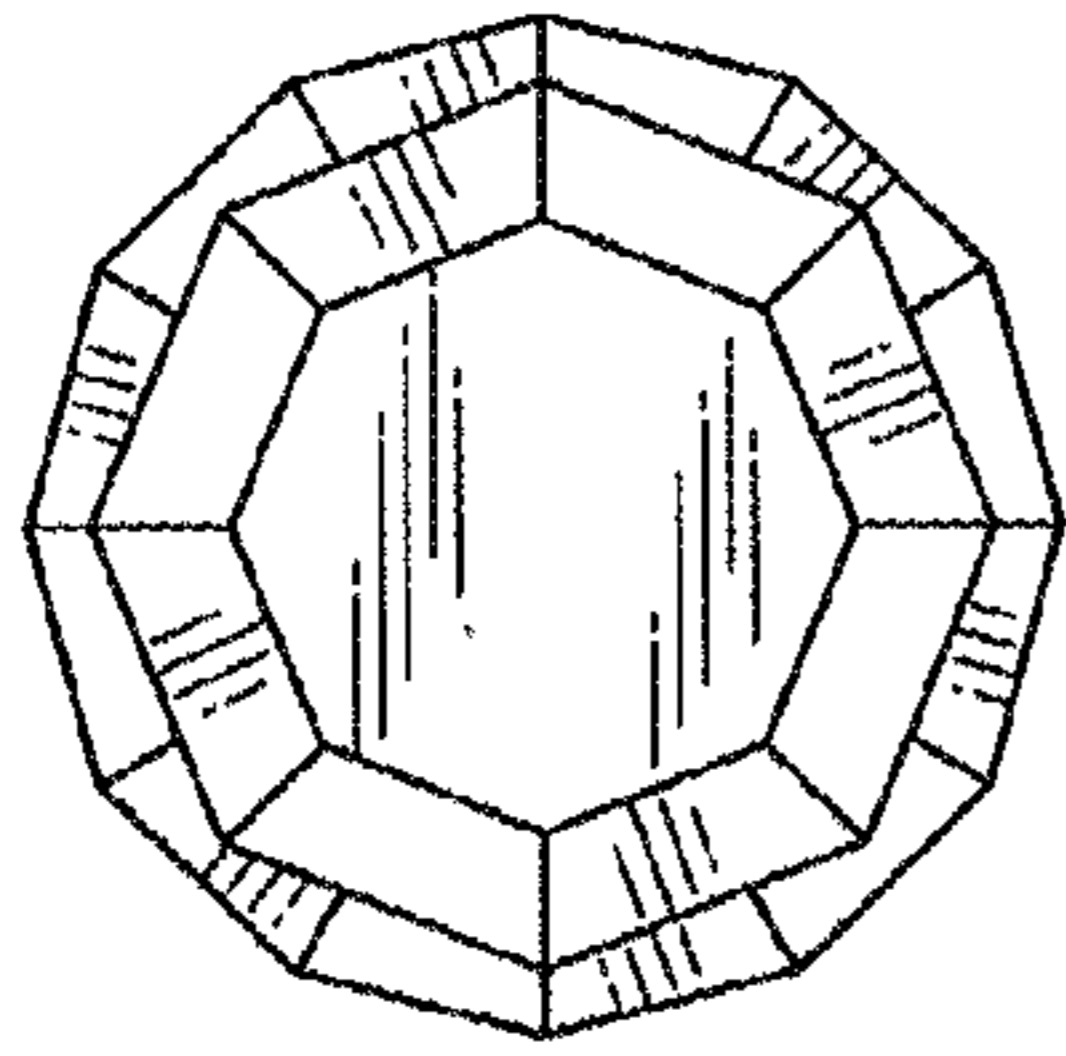


Fig. 4

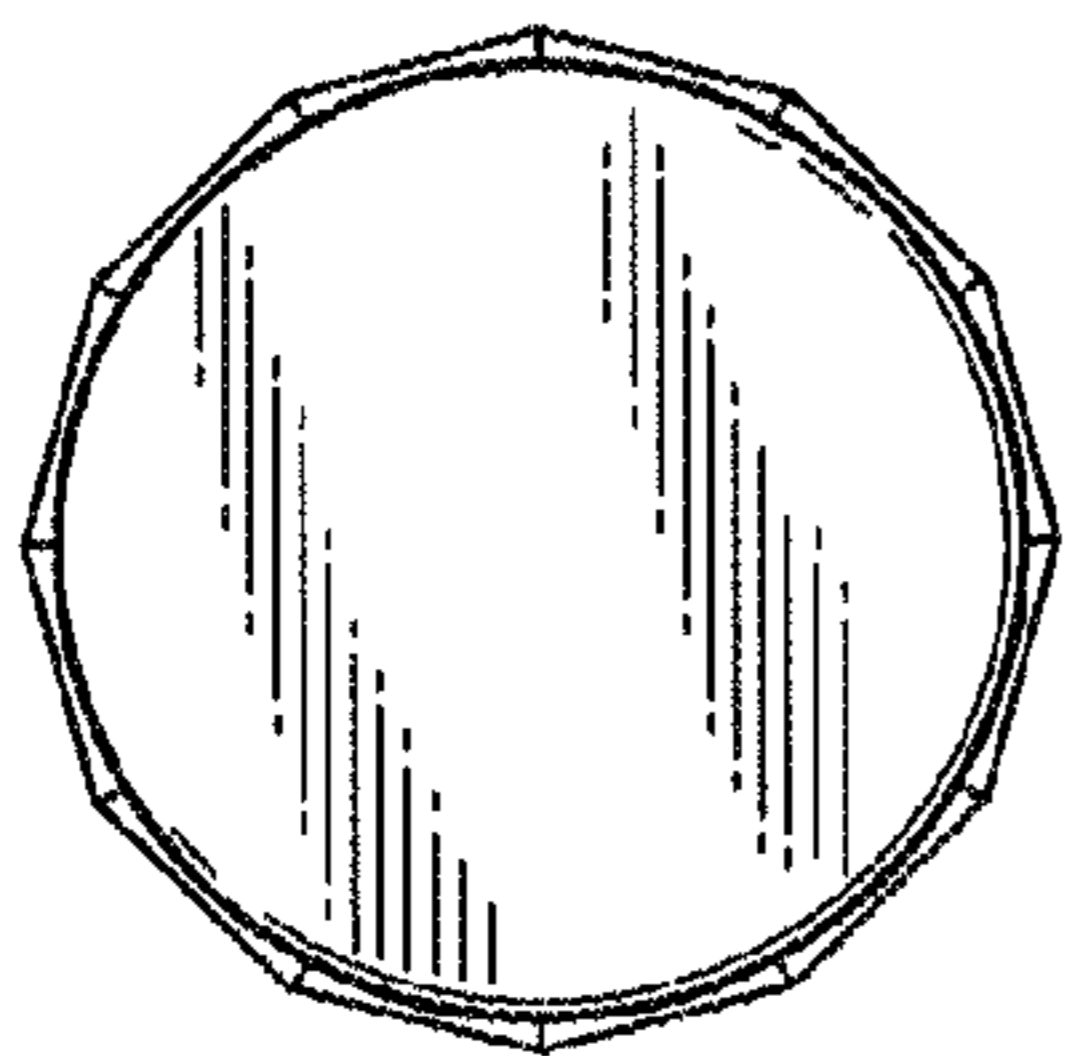


Fig. 5

