



US00D746121S

(12) **United States Design Patent**
Choi et al.

(10) **Patent No.:** **US D746,121 S**
(45) **Date of Patent:** **** Dec. 29, 2015**

(54) **HANDLE**

(71) Applicant: **3M INNOVATIVE PROPERTIES COMPANY**, St. Paul, MN (US)

(72) Inventors: **Joongho Choi**, Seoul (KR); **Taeno Yoon**, Chungcheongnam-do (KR); **Seungyoub Oh**, Gyeonggi-do (KR); **In-Hwan Lee**, Gyeonggi-do (KR)

(73) Assignee: **3M INNOVATIVE PROPERTIES COMPANY**, St. Paul, MN (US)

(**) Term: **14 Years**

(21) Appl. No.: **29/498,103**

(22) Filed: **Jul. 31, 2014**

(51) **LOC (10) Cl.** **08-06**

(52) **U.S. Cl.**
USPC **D8/107**

(58) **Field of Classification Search**
USPC D8/107, 300, 303, 307, 310, 321, 322;
D23/250-254; D7/393, 394, 395, 396,
D7/102, 533, 535, 543, 545, 548;
16/110.1, 412, 413, 415, 419, 421,
16/422, 425, 426, DIG. 19; 15/143.1, 145,
15/146, 147.1
CPC Y10T 16/469; Y10T 16/44; Y10T 16/466;
Y10T 16/4713; Y10T 16/459; Y10T
74/20828; Y10T 29/49826; Y10T 74/20732;
Y10T 16/4559; Y10T 74/20864; Y10T
74/20822; A46B 5/026; A46B 2200/302;
A46B 5/021; A47L 13/022; A47L 1/06;
A47L 13/20; A47L 11/4075; B25G 1/10;
B25G 1/00; B25G 3/04; B25G 3/00; Y10S
16/12; Y10S 16/19; Y10S 16/41; Y10S 16/90;
Y10S 16/40

See application file for complete search history.

(56) **References Cited**

U.S. PATENT DOCUMENTS

D143,644	S	*	1/1946	Chandler	D7/395
2,834,037	A	*	5/1958	Schumann	15/160
D193,202	S	*	7/1962	Eckersberg	D7/395
6,065,188	A	*	5/2000	Wold et al.	16/430
D432,354	S	*	10/2000	Wagner	D7/395
D474,646	S	*	5/2003	Zemel	D7/395
D481,610	S	*	11/2003	Neumann et al.	D8/107
D520,296	S	*	5/2006	Brownell	D7/395
D565,348	S	*	4/2008	Tetreault et al.	D7/395
D581,244	S	*	11/2008	Berti	D8/321
D584,022	S	*	12/2008	Sampaio	D32/50
D597,269	S	*	7/2009	McNeil et al.	D32/45

(Continued)

FOREIGN PATENT DOCUMENTS

KR	10-1257620	4/2013
KR	10-1272212	6/2013

(Continued)

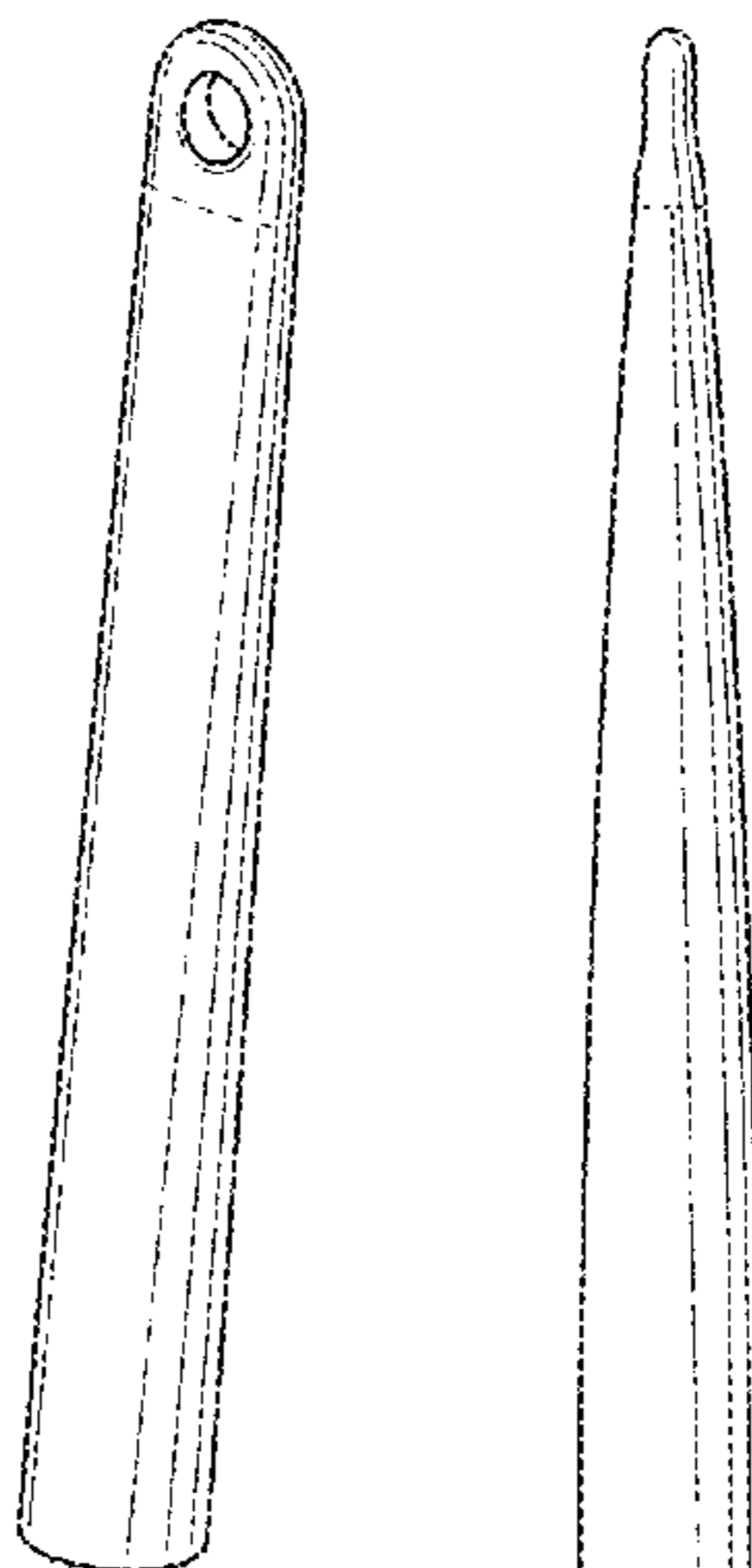
Primary Examiner — Derrick Holland
Assistant Examiner — Lauren Calve
(74) *Attorney, Agent, or Firm* — Irina Hass

(57) **CLAIM**
The ornamental design for a handle, as shown and described.

DESCRIPTION

FIG. 1 is a perspective view of a handle showing the new design;
FIG. 2 is a front view thereof;
FIG. 3 is a rear view thereof;
FIG. 4 is a right side view thereof, a left side view being a mirror image thereof;
FIG. 5 is a top view thereof;
FIG. 6 is a bottom view thereof; and,
FIG. 7 is a perspective view thereof shown in environmental use.
The broken lines shown represent unclaimed subject matter and form no part of the claimed design.

1 Claim, 2 Drawing Sheets



US D746,121 S

Page 2

(56)

References Cited

FOREIGN PATENT DOCUMENTS

U.S. PATENT DOCUMENTS

D648,088 S * 11/2011 Raven D32/40
8,578,564 B2 * 11/2013 Policicchio et al. 16/422

KR 10-1306878 9/2013
KR 19-1304132 9/2013

* cited by examiner




FIG. 1




FIG. 2




FIG. 3




FIG. 4

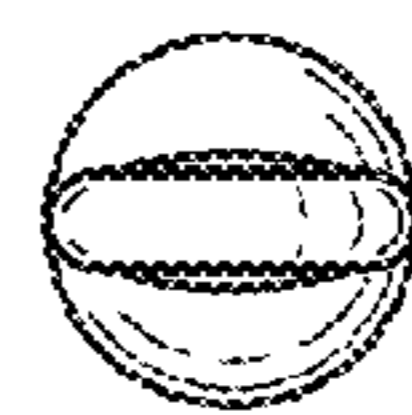


FIG. 5

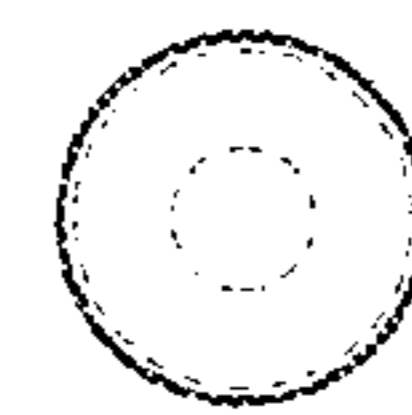


FIG. 6

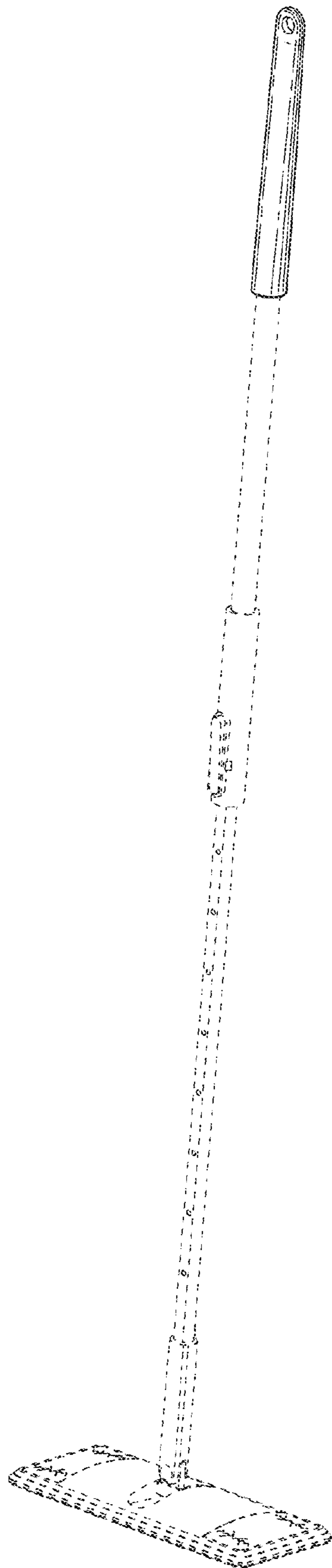


FIG. 7