



US00D746098S

(12) **United States Design Patent**
Glupker

(10) **Patent No.:** **US D746,098 S**

(45) **Date of Patent:** **** Dec. 29, 2015**

- (54) **INSTANT NOODLE HOLDER**
- (71) Applicant: **BRADSHAW INTERNATIONAL, INC.**, Rancho Cucamonga, CA (US)
- (72) Inventor: **Christopher W. Glupker**, Rancho Cucamonga, CA (US)
- (73) Assignee: **Bradshaw International, Inc.**, Rancho Cucamonga, CA (US)

4,127,211 A	11/1978	Zerbey
4,158,464 A	6/1979	Bowen et al.
D294,100 S	2/1988	Ross
4,832,212 A	5/1989	Askinazi
4,900,886 A	2/1990	Bridges
4,928,848 A	5/1990	Ballway
4,948,499 A	8/1990	Peranio
5,005,717 A	4/1991	Oilar
D333,067 S	2/1993	Feltman, III
5,217,141 A	6/1993	Ross
5,315,083 A	5/1994	Green
5,353,926 A	10/1994	Yeh

(**) Term: **14 Years**

(Continued)

(21) Appl. No.: **29/489,803**

FOREIGN PATENT DOCUMENTS

(22) Filed: **May 2, 2014**

EP	1349789 A2	10/2003
FR	2828395 A1	2/2003
WO	WO 2009/137798 A1	11/2009

(51) **LOC (10) Cl.** **07-02**

(52) **U.S. Cl.**
USPC **D7/354**

(58) **Field of Classification Search**
USPC D7/317-323, 354-363, 391, 393-399, D7/409, 412
CPC A47G 19/12; A47J 27/00; A47J 27/002; A47J 27/08; A47J 27/21; A47J 27/58; A47J 36/025; A47J 36/06; A47J 36/12; A47J 37/00; A47J 37/10; A47J 37/101; A47J 37/103; A47J 37/12; A47J 37/1204; A47J 45/061; A47J 45/071; A47J 45/08; H05B 6/12
See application file for complete search history.

Primary Examiner — Ricky Pham

(74) *Attorney, Agent, or Firm* — Birch, Stewart, Kolasch & Birch, LLP

(57) **CLAIM**

The ornamental design for an instant noodle holder, as shown and described.

DESCRIPTION

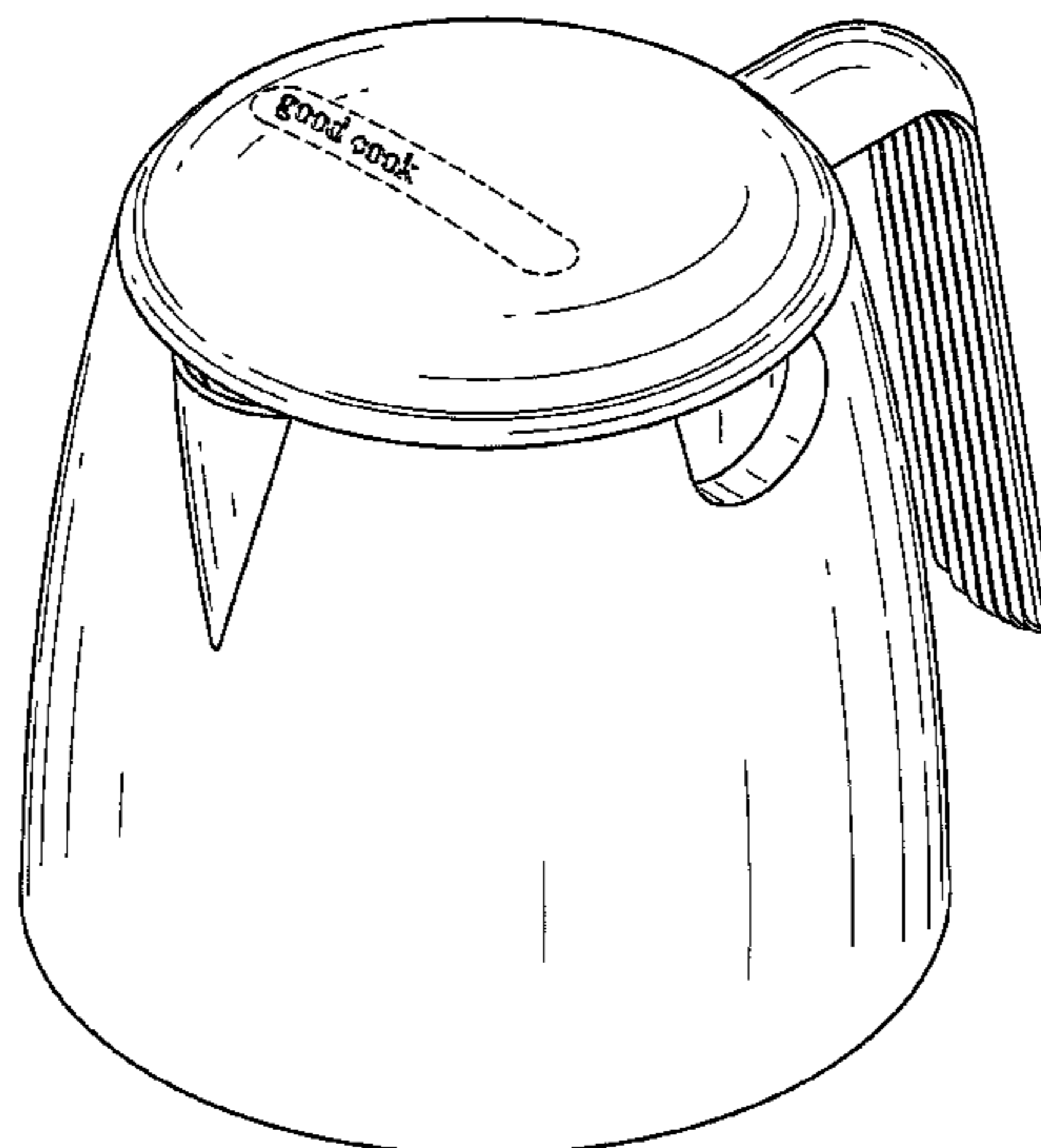
FIG. 1 is a top perspective view of the instant noodle holder, shown without a cover for ease of illustration; FIG. 2 is a front view thereof; FIG. 3 is a left side view thereof; FIG. 4 is a rear view thereof; FIG. 5 is a right side view thereof; FIG. 6 is a top view thereof; FIG. 7 is a bottom view thereof; and, FIG. 8 is a top perspective view of the instant noodle holder with a cover in place on the top of the instant noodle holder. The broken lines shown in the drawings are for illustrative purposes only and form no part of the claimed design.

(56) **References Cited**

U.S. PATENT DOCUMENTS

D153,330 S *	4/1949	Wemyss	D7/321
2,554,086 A	5/1951	Block		
2,784,577 A	3/1957	Beaham, III		
2,963,256 A	12/1960	Borah		
2,968,888 A	1/1961	Borah		
3,028,702 A	4/1962	St. Cyr		
3,443,715 A	5/1969	Edwards		
4,018,904 A	4/1977	Muraoka		
4,040,549 A	8/1977	Sadler		

1 Claim, 8 Drawing Sheets



(56)

References Cited

U.S. PATENT DOCUMENTS

5,454,470	A	10/1995	Bricker				
5,465,891	A	11/1995	Bridges				
D378,264	S	3/1997	Lage et al.				
5,904,267	A	5/1999	Thompson				
5,984,156	A	11/1999	Bridges				
6,131,755	A	10/2000	Soyka, Jr. et al.				
6,528,105	B1	3/2003	Gerhart et al.				
6,536,453	B2	3/2003	Vanden Dries et al.				
D475,233	S *	6/2003	De Visser	D7/317			
6,649,891	B1	11/2003	Kitko et al.				
D490,639	S *	6/2004	Kling	D7/318			
6,889,455	B2	5/2005	Giraud				
D555,427	S *	11/2007	Picozza et al.	D7/412			
D558,508	S *	1/2008	Picozza et al.	D7/317			
7,820,214	B2	10/2010	Groenke				
D630,882	S *	1/2011	Cohen	D7/318			
7,909,187	B2	3/2011	Montgomery				
D643,242	S *	8/2011	Butler	D7/319			
8,051,996	B1	11/2011	Amaya et al.				
D659,913	S	5/2012	Spectre et al.				
D669,307	S *	10/2012	Makhanlall et al.	D7/397			
D685,219	S *	7/2013	Ciampa	D7/319			
D686,034	S *	7/2013	Bodum	D7/318			
8,701,914	B1	4/2014	Buck				
8,720,712	B1	5/2014	Faber				
D719,397	S *	12/2014	Krooshof	D7/354			
D726,485	S *	4/2015	Mullen	D7/317			
D729,003	S *	5/2015	Manly et al.	D7/399			
2001/0050285	A1	12/2001	Morris				
2003/0029876	A1	2/2003	Giraud				
2005/0039690	A1	2/2005	Sage, Jr.				
2008/0011235	A1	1/2008	Bahnean et al.				
2009/0277812	A1	11/2009	Driscoll				
2010/0038368	A1	2/2010	Larreau				
2010/0180827	A1	7/2010	Becattini, Jr. et al.				
2011/0095038	A1	4/2011	Williams, Jr.				
2012/0165170	A1	6/2012	Wischusen, III				
2013/0019808	A1	1/2013	Lathim				
2013/0273218	A1	10/2013	Caligiuri				

* cited by examiner

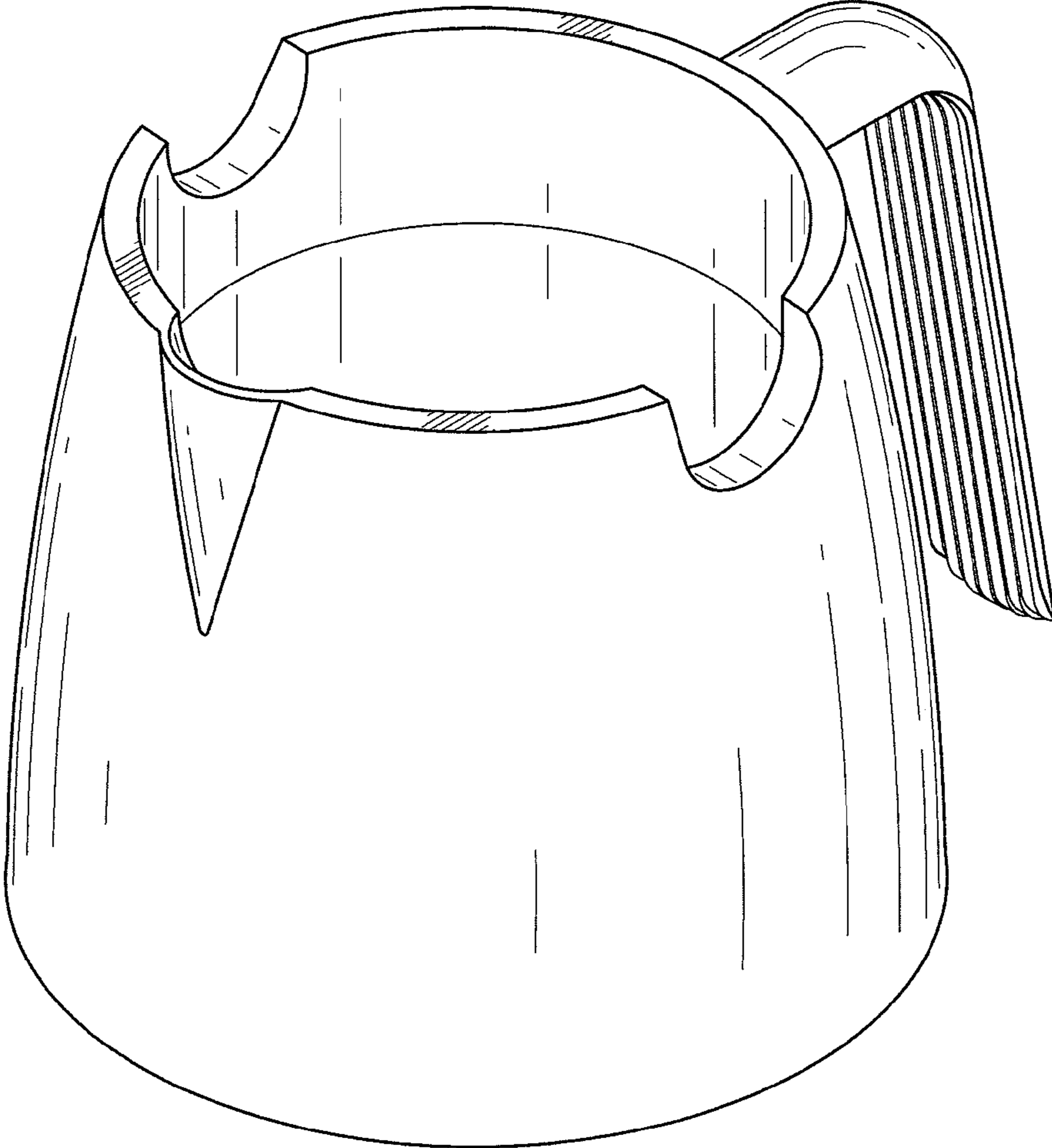


FIG. 1

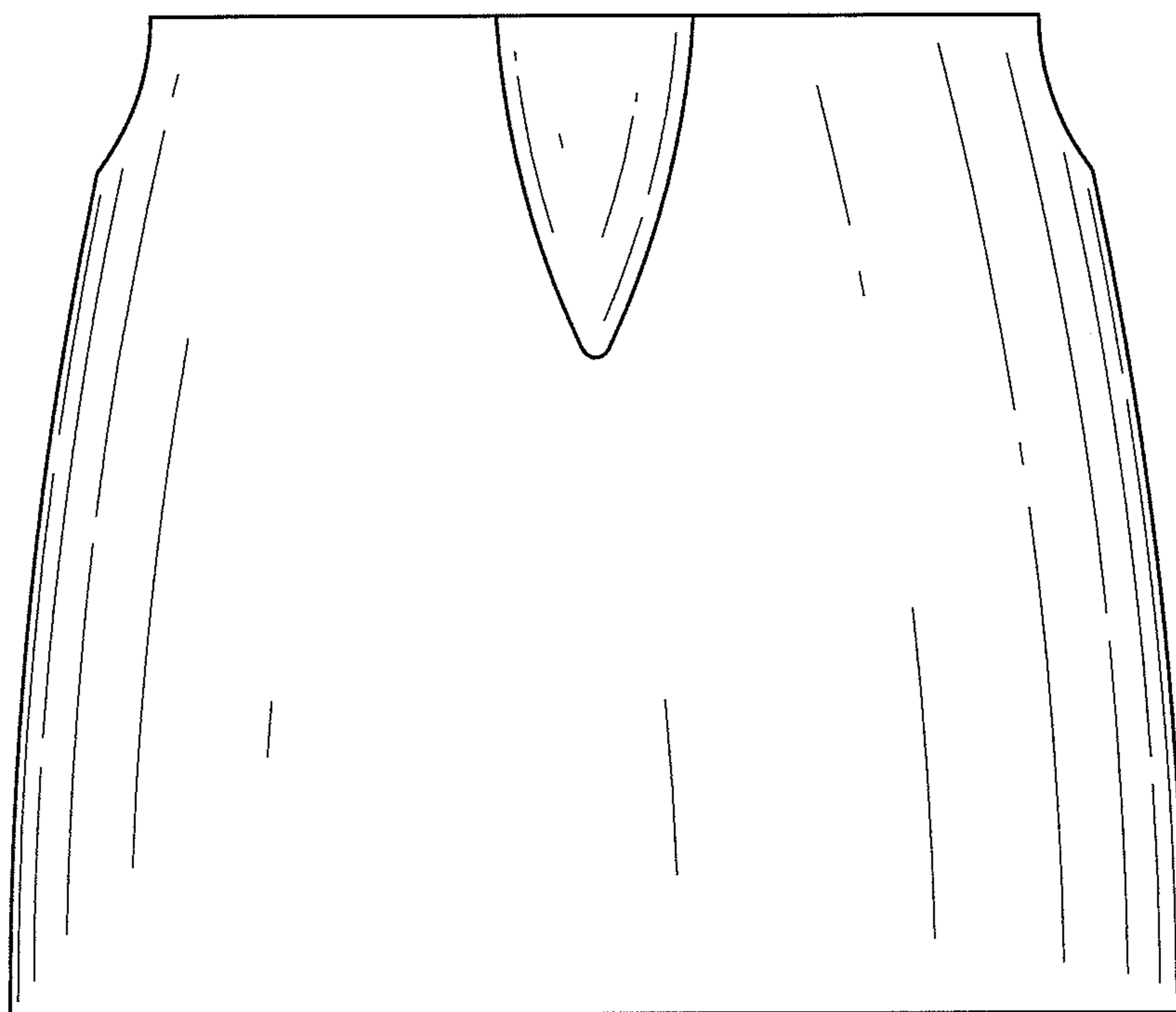


FIG.2

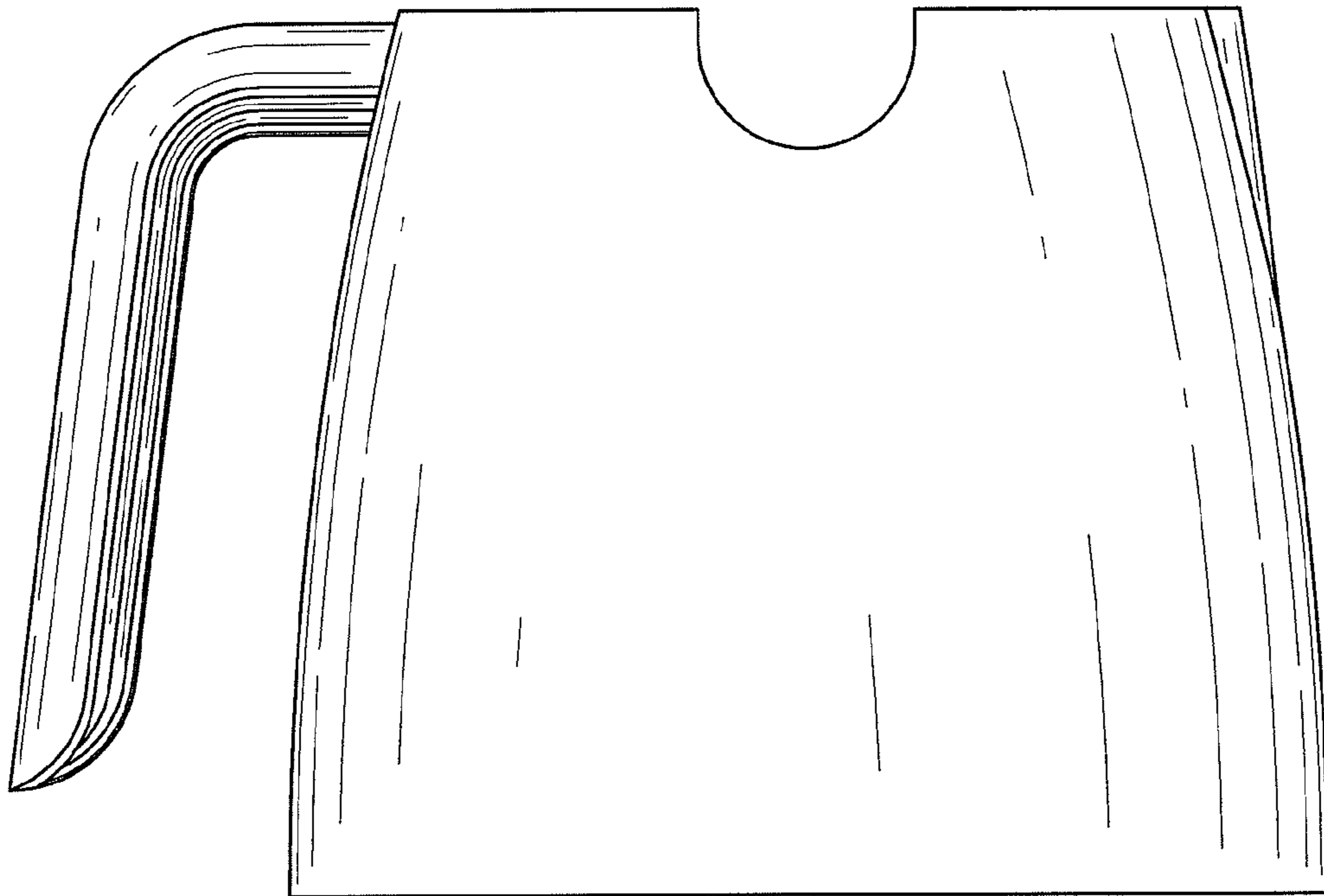


FIG. 3




FIG.4

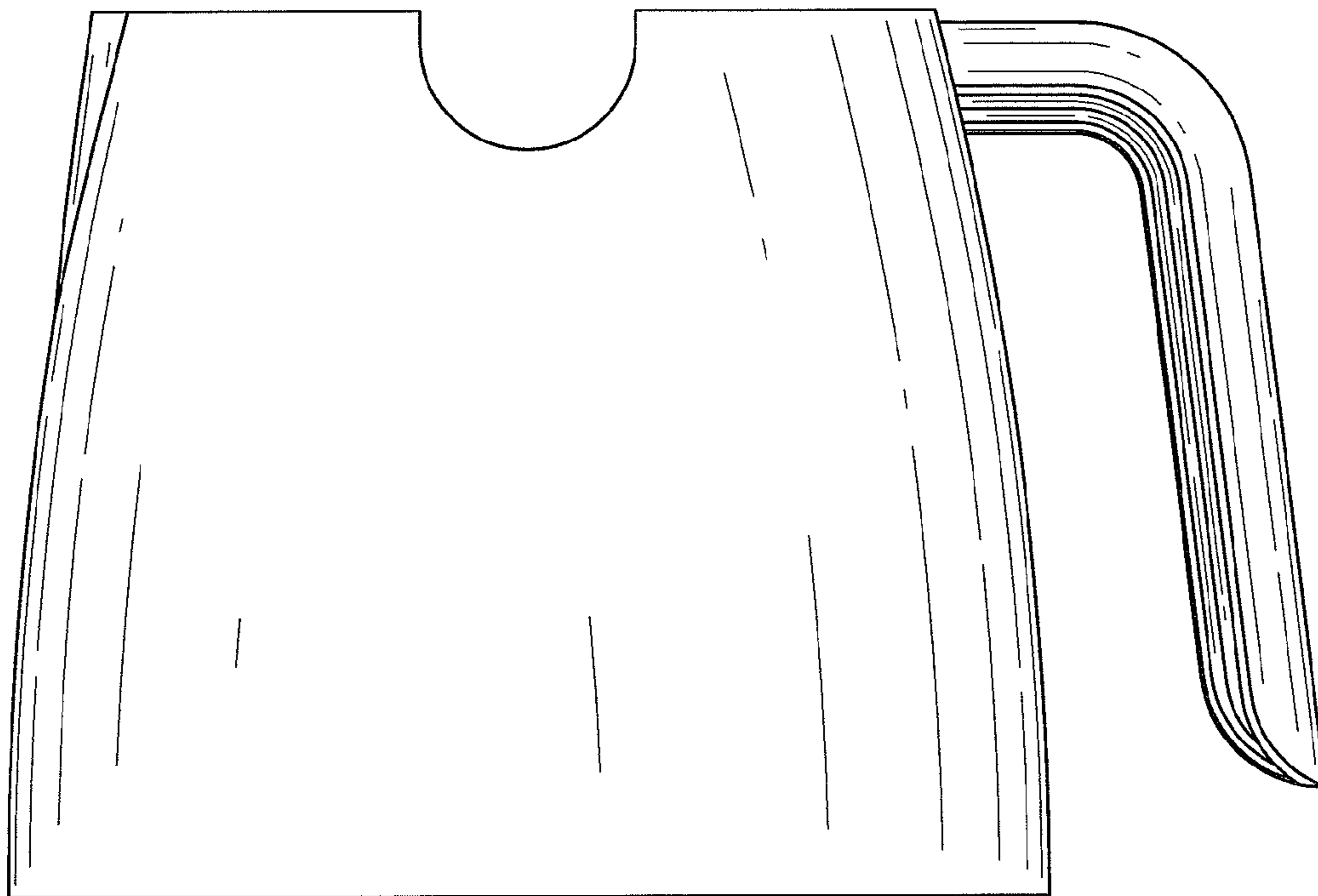


FIG.5

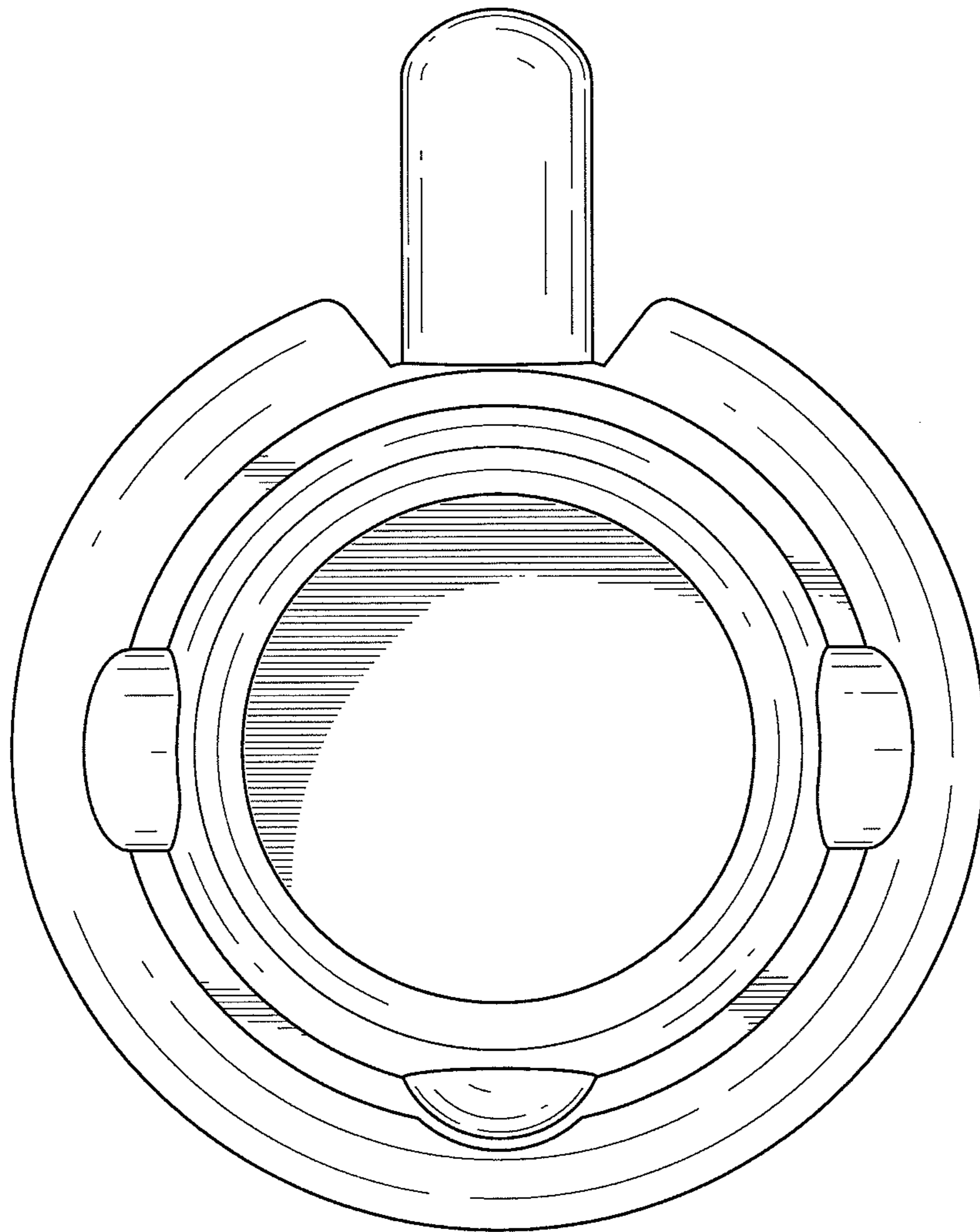


FIG.6




FIG. 7




FIG.8