



US00D746085S

(12) **United States Design Patent**
Jensen et al.

(10) **Patent No.:** **US D746,085 S**
(45) **Date of Patent:** **** Dec. 29, 2015**

- (54) **MATTRESS COVER ASSEMBLY**
- (71) Applicants: **Ida T. Jensen**, København N (DK);
Kara W. Johnson, San Francisco, CA (US); **Thomas D. C. Overthun**, San Francisco, CA (US); **Elger Oberwelz**, San Francisco, CA (US); **Thomas Brisebras**, San Francisco, CA (US)
- (72) Inventors: **Ida T. Jensen**, København N (DK);
Kara W. Johnson, San Francisco, CA (US); **Thomas D. C. Overthun**, San Francisco, CA (US); **Elger Oberwelz**, San Francisco, CA (US); **Thomas Brisebras**, San Francisco, CA (US)
- (73) Assignee: **Tempur-Pedic Management, LLC**, Lexington, KY (US)
- (**) Term: **14 Years**
- (21) Appl. No.: **29/478,169**
- (22) Filed: **Dec. 31, 2013**
- (51) **LOC (10) Cl.** **06-09**
- (52) **U.S. Cl.**
USPC **D6/606**
- (58) **Field of Classification Search**
USPC D6/305, 382, 383, 391, 393, 394, 395,
D6/406.6, 595, 596, 601, 602, 603, 604,
D6/605, 606, 607, 622, 690, 718.31;
D5/55, 56, 57, 58, 59, 60, 61; 5/497,
5/499, 500, 501, 502, 626, 646, 647, 655,
5/665, 668, 675, 677, 689, 690, 691, 693,
5/696, 698, 700, 702, 703, 705, 706, 709,
5/712, 717, 719, 720, 721, 727, 733, 737,
5/739, 740
See application file for complete search history.

D352,634	S	*	11/1994	Canning	D6/596
D437,722	S	*	2/2001	Ierino et al.	D6/596
D665,615	S	*	8/2012	Frame et al.	D6/606
D673,411	S	*	1/2013	Roberts et al.	D6/605
D673,412	S	*	1/2013	Roberts et al.	D6/605
D674,229	S	*	1/2013	Roberts et al.	D6/605
8,359,689	B2	*	1/2013	Warren et al.	5/740
D677,964	S	*	3/2013	Agarwall	D6/602
D690,962	S	*	10/2013	Danileson	D6/605
D691,399	S	*	10/2013	Jalan	D6/602
D693,604	S	*	11/2013	Asklof	D6/605
D703,977	S	*	5/2014	Roberts et al.	D6/605
D704,478	S	*	5/2014	Arnold	D6/605
D704,965	S	*	5/2014	Arnold	D6/605
2006/0075569	A1	*	4/2006	Giori et al.	5/709
2011/0173758	A1	*	7/2011	Fontaine	5/709
2013/0205506	A1	*	8/2013	Lachenbruch et al.	5/691

* cited by examiner

Primary Examiner — Eric Goodman
Assistant Examiner — Bao-Yen Nguyen

(57) **CLAIM**

The ornamental design for a mattress cover assembly, as shown and described.

DESCRIPTION

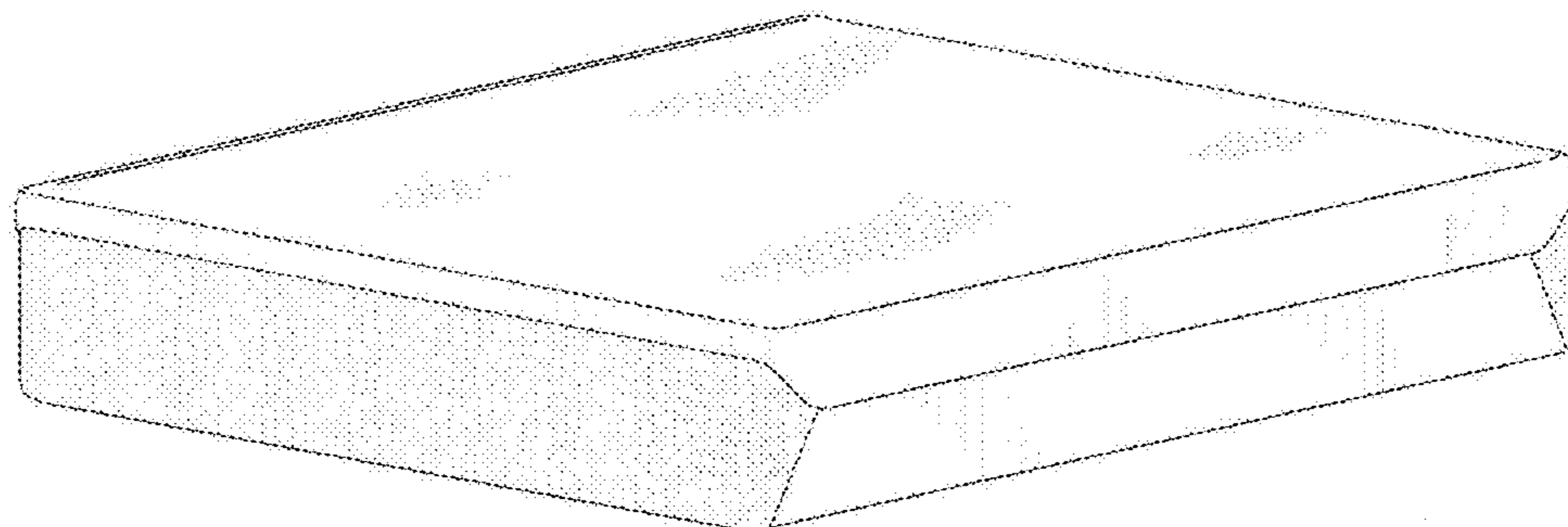
FIG. 1 is a front elevational view of the mattress cover assembly of the present invention;
 FIG. 2 is a rear elevational view of the mattress cover assembly of FIG. 1;
 FIG. 3 is a left side elevational view of the mattress cover assembly of FIG. 1;
 FIG. 4 is a right side elevational view of the mattress cover assembly of FIG. 1;
 FIG. 5 is a top view of the mattress cover assembly of FIG. 1;
 FIG. 6 is a bottom view of the mattress cover assembly of FIG. 1; and,
 FIG. 7 is a perspective view of the mattress cover assembly of FIG. 1.
 Portions drawn in broken lines represent parts of the mattress cover assembly that form no part of the claimed design.

1 Claim, 5 Drawing Sheets

(56) **References Cited**

U.S. PATENT DOCUMENTS

1,528,153	A	*	3/1925	Kerr	5/655.7
D282,037	S	*	1/1986	Lawson et al.	D6/606






FIG. 1




FIG. 2




FIG. 3




FIG. 4




FIG. 5




FIG. 6

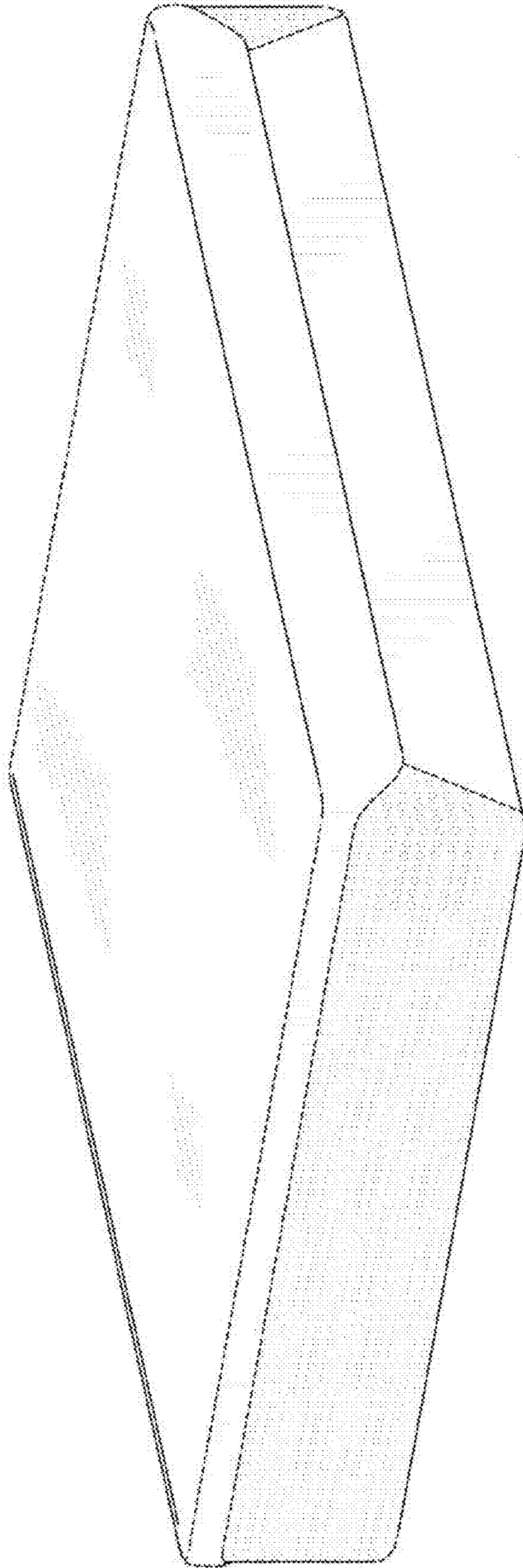


FIG. 7