



US00D746079S

(12) **United States Design Patent**
Boyette-Kirtley et al.

(10) **Patent No.:** **US D746,079 S**
(45) **Date of Patent:** **** Dec. 29, 2015**

(54) **STADIUM SEAT CUSHION**

(71) Applicants: **Mary Beth Boyette-Kirtley**, Wetumpka,
AL (US); **Carole B. Crews**,
Montgomery, AL (US)

(72) Inventors: **Mary Beth Boyette-Kirtley**, Wetumpka,
AL (US); **Carole B. Crews**,
Montgomery, AL (US)

(73) Assignee: **Mary Beth Boyette-Kirtley**

(**) Term: **14 Years**

(21) Appl. No.: **29/463,328**

(22) Filed: **Oct. 15, 2013**

(51) **LOC (10) Cl.** **06-09**

(52) **U.S. Cl.**
USPC **D6/601**

(58) **Field of Classification Search**
USPC D6/595-601, 604, 605; D21/803, 809;
D24/183, 190-193; 5/420, 630-651,
5/652, 655.3, 655.9, 656, 706, 710,
5/690-692, 900, 902, 910, 922, 928-930,
5/932, 935, 948, 953; 128/202.18;
441/40, 66, 80-81, 127; D7/553.2,
D7/553.5; 297/180.11, 219.1

CPC A47G 9/10; A47G 9/1009; A47G
2009/1018; A47G 9/1027; A47G 9/1036;
A47G 9/1045; A47G 9/1063; A47G 9/1072;
A47G 9/1081; A47G 9/109

See application file for complete search history.

(56) **References Cited**

U.S. PATENT DOCUMENTS

2,580,904	A *	1/1952	Faulkner, Jr.	5/490
3,253,861	A	5/1966	Howard	
3,608,966	A *	9/1971	Kredenser	297/452.41
3,761,131	A *	9/1973	Oliver	297/452.16
4,275,473	A *	6/1981	Poirier	441/128
4,649,896	A *	3/1987	Formosa	126/319
4,685,163	A *	8/1987	Quillen et al.	5/710
D396,981	S	8/1998	Laidlaw	
D401,736	S *	12/1998	Shaw	D2/719
D503,867	S *	4/2005	Bennette et al.	D6/601
D542,404	S	5/2007	Boyette	
D648,167	S *	11/2011	Colon	D6/601
D706,061	S *	6/2014	Evans	D6/601
8,899,677	B2 *	12/2014	Hurlburt	297/219.1
2005/0039260	A1 *	2/2005	Tyler	5/417
2006/0059628	A1	3/2006	Hamilton et al.	
2007/0152479	A1	7/2007	Howman et al.	
2013/0027112	A1	1/2013	Hsu et al.	

* cited by examiner


Primary Examiner — Sheryl Lane
Assistant Examiner — Nathaniel D Buckner

(57) **CLAIM**
We claim the ornamental design for a stadium seat cushion, as shown and described.

DESCRIPTION

FIG. 1 is a front perspective view of a stadium seat cushion showing our new design;
FIG. 2 is a right side perspective view thereof, shown in an alternate position of use; the left side view being a mirror image thereof;
FIG. 3 is a front perspective view in a flat position thereof; and,
FIG. 4 is a back perspective view thereof.

1 Claim, 4 Drawing Sheets








FIG 2




FIG 3




FIG 4