



US00D746074S

(12) **United States Design Patent**
Chipman

(10) **Patent No.:** **US D746,074 S**
(45) **Date of Patent:** **** Dec. 29, 2015**

(54) **BAR STOOL**

(71) Applicant: **LANDSCAPE FORMS, INC.**,
Kalamazoo, MI (US)

(72) Inventor: **Robert G. Chipman**, Austin, TX (US)

(73) Assignee: **LANDSCAPE FORMS, INC.**,
Kalamazoo, MI (US)

(**) Term: **14 Years**

(21) Appl. No.: **29/510,002**

(22) Filed: **Nov. 24, 2014**

(51) **LOC (10) Cl.** **06-01**

(52) **U.S. Cl.**
USPC **D6/360; D6/375**

(58) **Field of Classification Search**
USPC D6/334–336, 360, 371, 373, 374, 375,
D6/376, 379, 380, 716, 716.1, 716.4
CPC A47C 3/04; A47C 4/03; A47C 71/06;
A47C 5/12; A47C 3/12; A47C 9/007

See application file for complete search history.

(56) **References Cited**

U.S. PATENT DOCUMENTS

D592,873 S *	5/2009	Olano Jauregui	D6/373
D666,015 S *	8/2012	Morrison	D6/360
D726,433 S *	4/2015	Starck	D6/360
D728,953 S *	5/2015	Lievore	D6/360

* cited by examiner

Primary Examiner — Mimoso De

(74) *Attorney, Agent, or Firm* — Heslin Rothenberg Farley & Mesiti P.C.

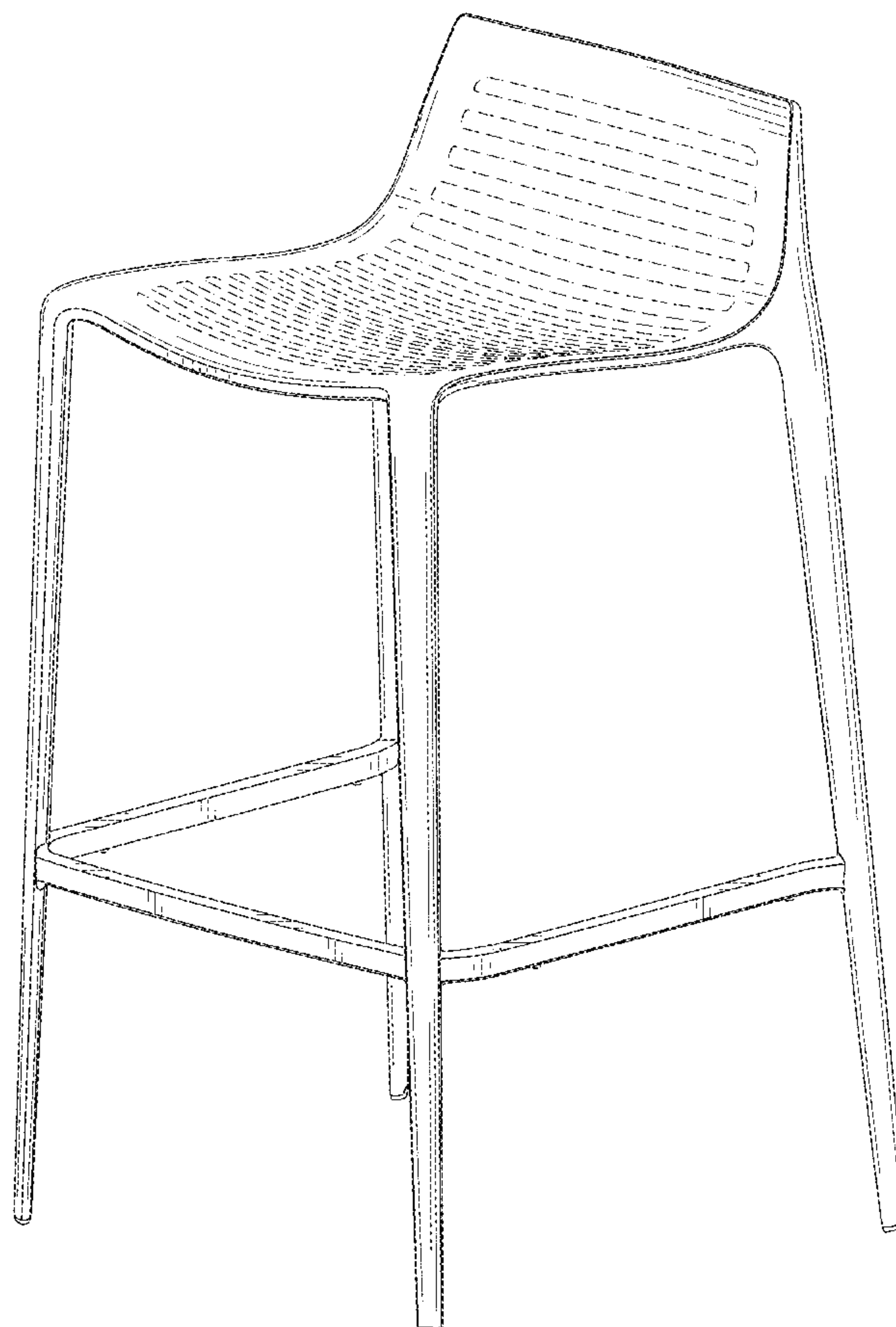
(57) **CLAIM**

The ornamental design for a bar stool, as shown and described.

DESCRIPTION

FIG. 1 is a perspective view of the bar stool of the present design;
FIG. 2 is a front elevation view thereof;
FIG. 3 is a right side elevation view thereof; the left side elevation view being a mirror image thereof;
FIG. 4 is a rear elevation view thereof;
FIG. 5 is a top plan view thereof; and,
FIG. 6 is a bottom plan view thereof.
The broken lines shown in the drawings depict features that form no part of the claimed design.

1 Claim, 6 Drawing Sheets



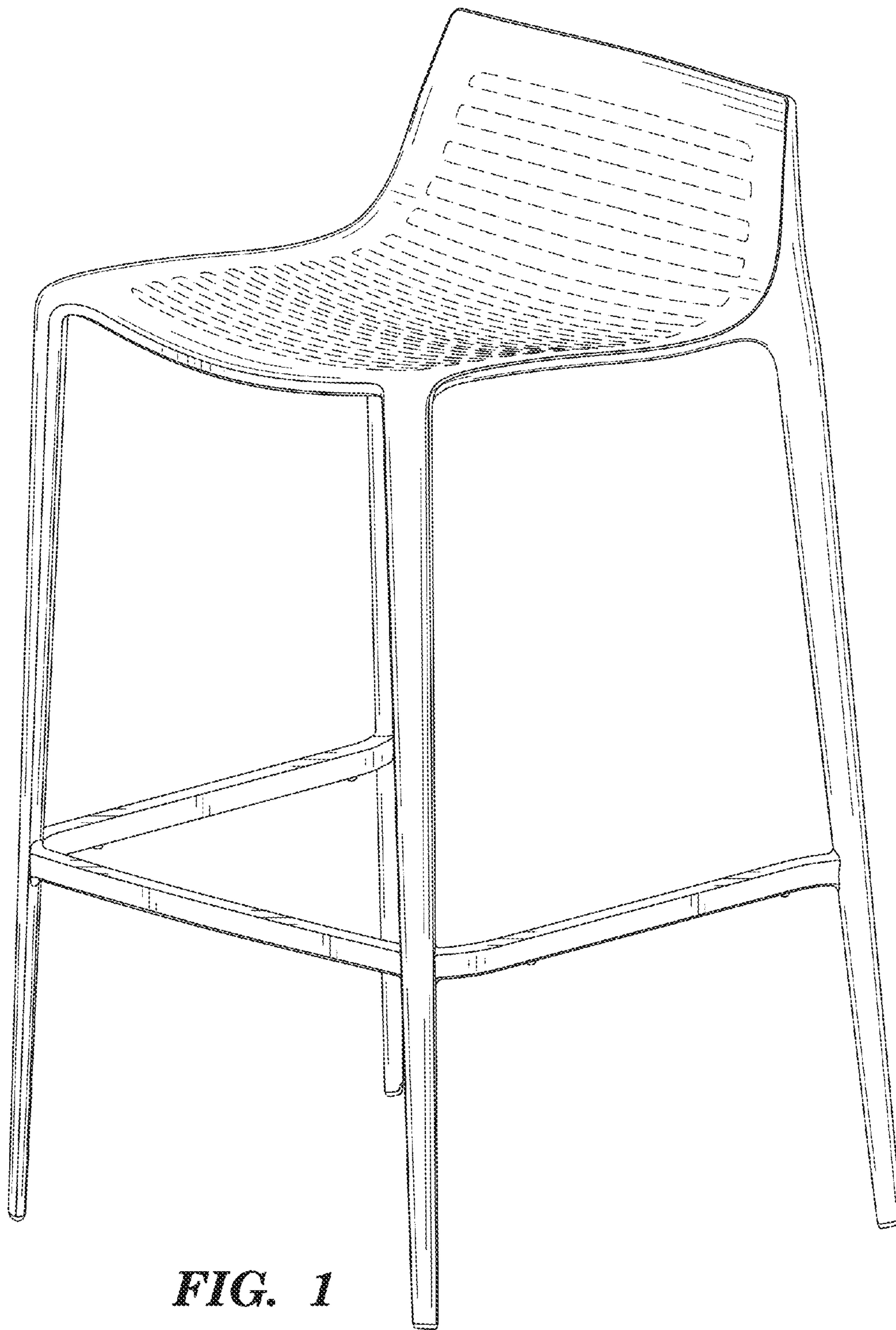


FIG. 1




FIG. 2

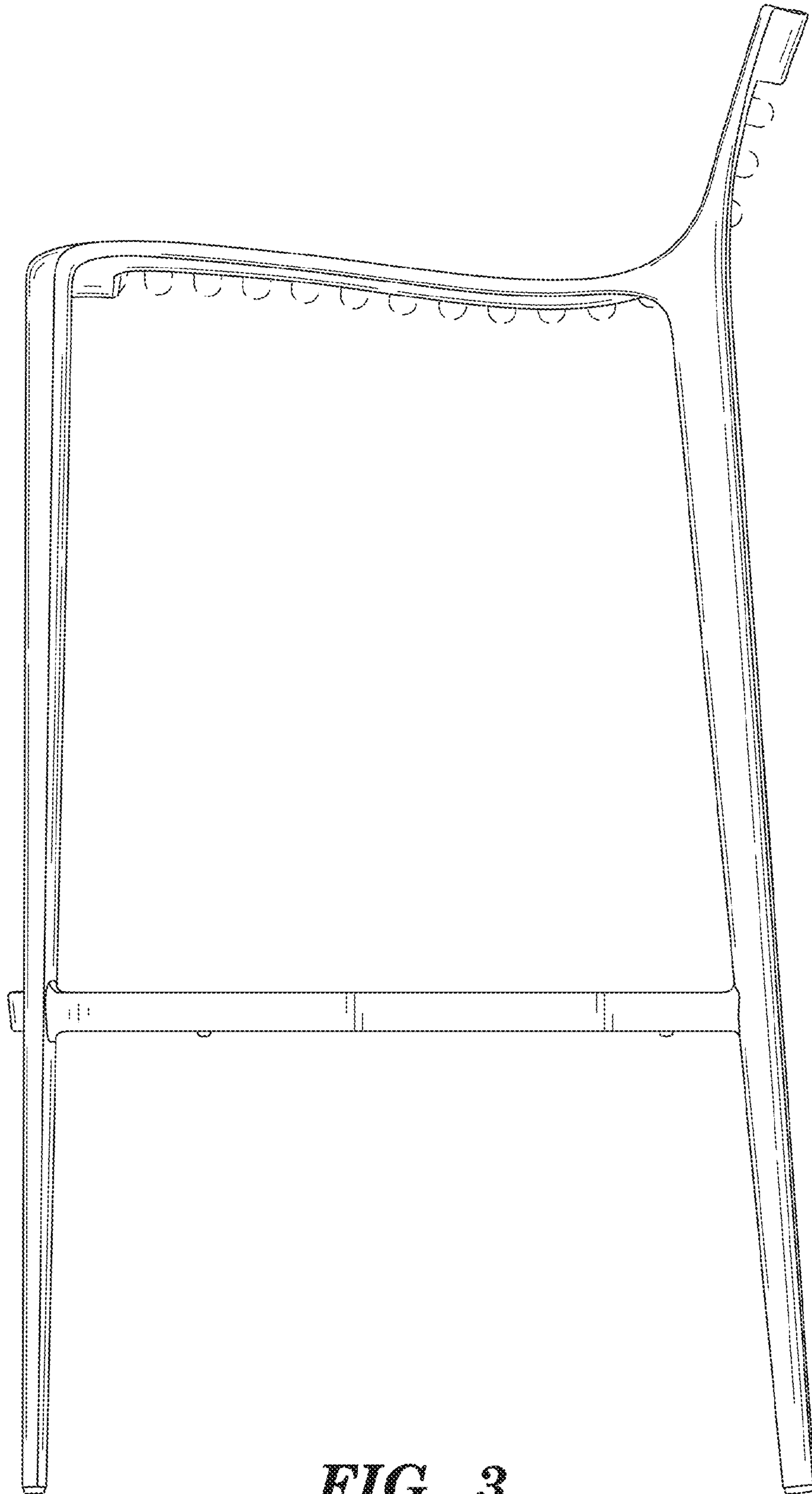


FIG. 3

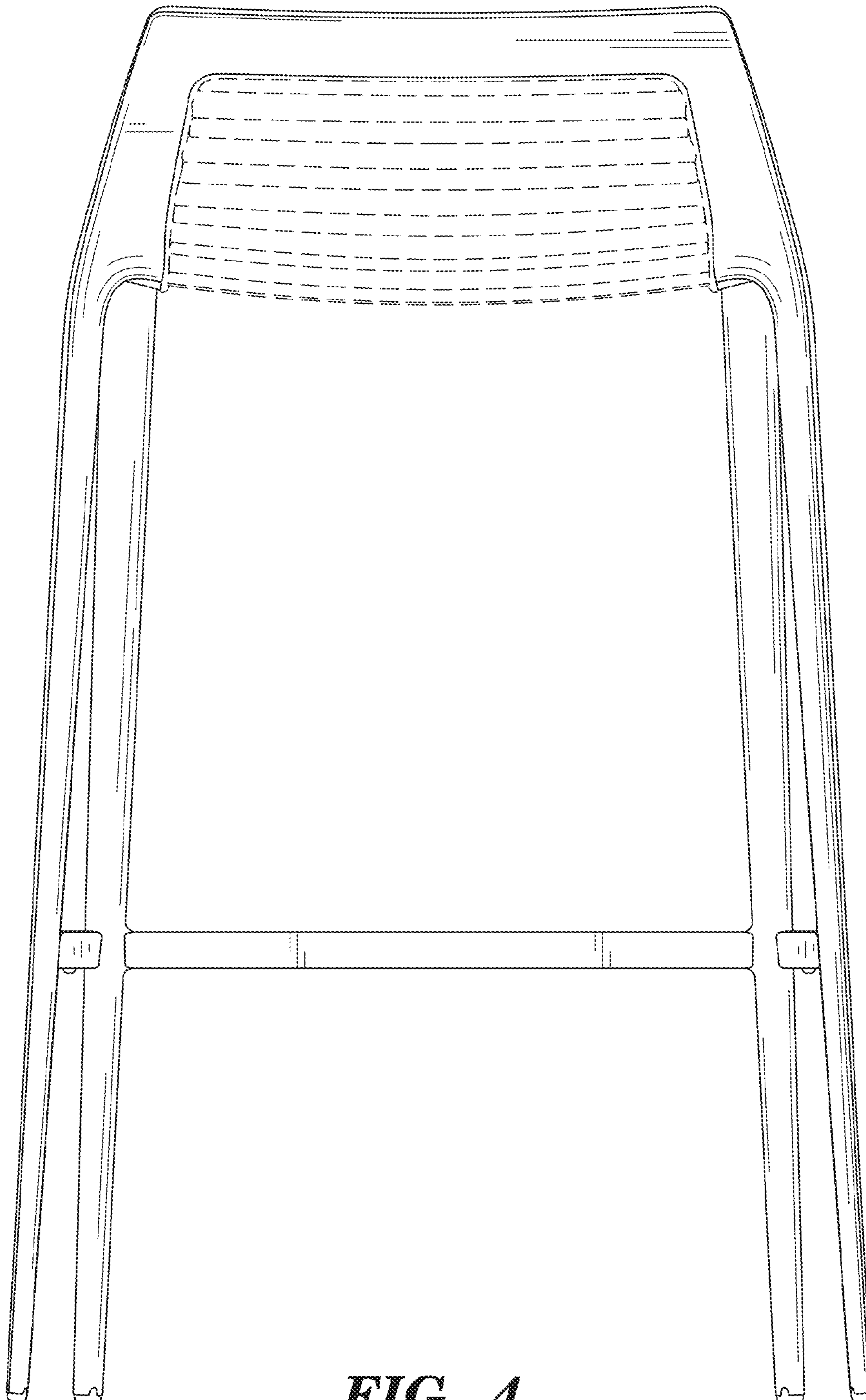


FIG. 4




FIG. 5




FIG. 6