



US00D746069S

(12) **United States Design Patent**  
**Cheng**

(10) **Patent No.:** **US D746,069 S**

(45) **Date of Patent:** **\*\* \*Dec. 29, 2015**

(54) **SUPPORTING PLATE FOR A DISPLAY FRAME**

(76) Inventor: **Chun Che Cheng**, Kaohsiung (TW)

(\*) Notice: This patent is subject to a terminal disclaimer.

(\*\*) Term: **14 Years**

(21) Appl. No.: **29/398,929**

(22) Filed: **Aug. 8, 2011**

(51) **LOC (10) Cl.** ..... **06-07**

(52) **U.S. Cl.**  
USPC ..... **D6/300**

(58) **Field of Classification Search**  
USPC ..... D6/300-314; 40/700, 711, 745, 591,  
40/209, 757; D8/354; D13/156; D34/27;  
D14/457; D12/193, 162, 223; 280/503,  
280/517, 511

See application file for complete search history.

(56) **References Cited**

**U.S. PATENT DOCUMENTS**

2,624,966	A *	1/1953	Baumgartner	.....	40/209
3,755,945	A *	9/1973	McEwen et al.	.....	40/209
D247,962	S *	5/1978	Hunter	.....	D12/193
D318,645	S *	7/1991	Farber	.....	D12/193
D396,679	S *	8/1998	Findel, II	.....	D12/193

D399,805	S *	10/1998	Donalies	.....	D12/162
D406,576	S *	3/1999	Klein	.....	D14/457
D417,162	S *	11/1999	Thweatt	.....	D10/64
6,035,571	A *	3/2000	Hsu	.....	40/757
D462,939	S *	9/2002	Dinh	.....	D13/156
D492,829	S *	7/2004	Babkes et al.	.....	D34/27
D531,010	S *	10/2006	Vrame	.....	D8/354
D598,731	S *	8/2009	Dinh	.....	D8/354
2008/0115397	A1 *	5/2008	Reinold et al.	.....	40/711
2010/0229440	A1 *	9/2010	Bevers	.....	40/711
2012/0090212	A1 *	4/2012	Chen et al.	.....	40/745
2012/0210616	A1 *	8/2012	Laraque	.....	40/591

\* cited by examiner

*Primary Examiner* — Cathron Brooks  
*Assistant Examiner* — Sydney R Buffalow

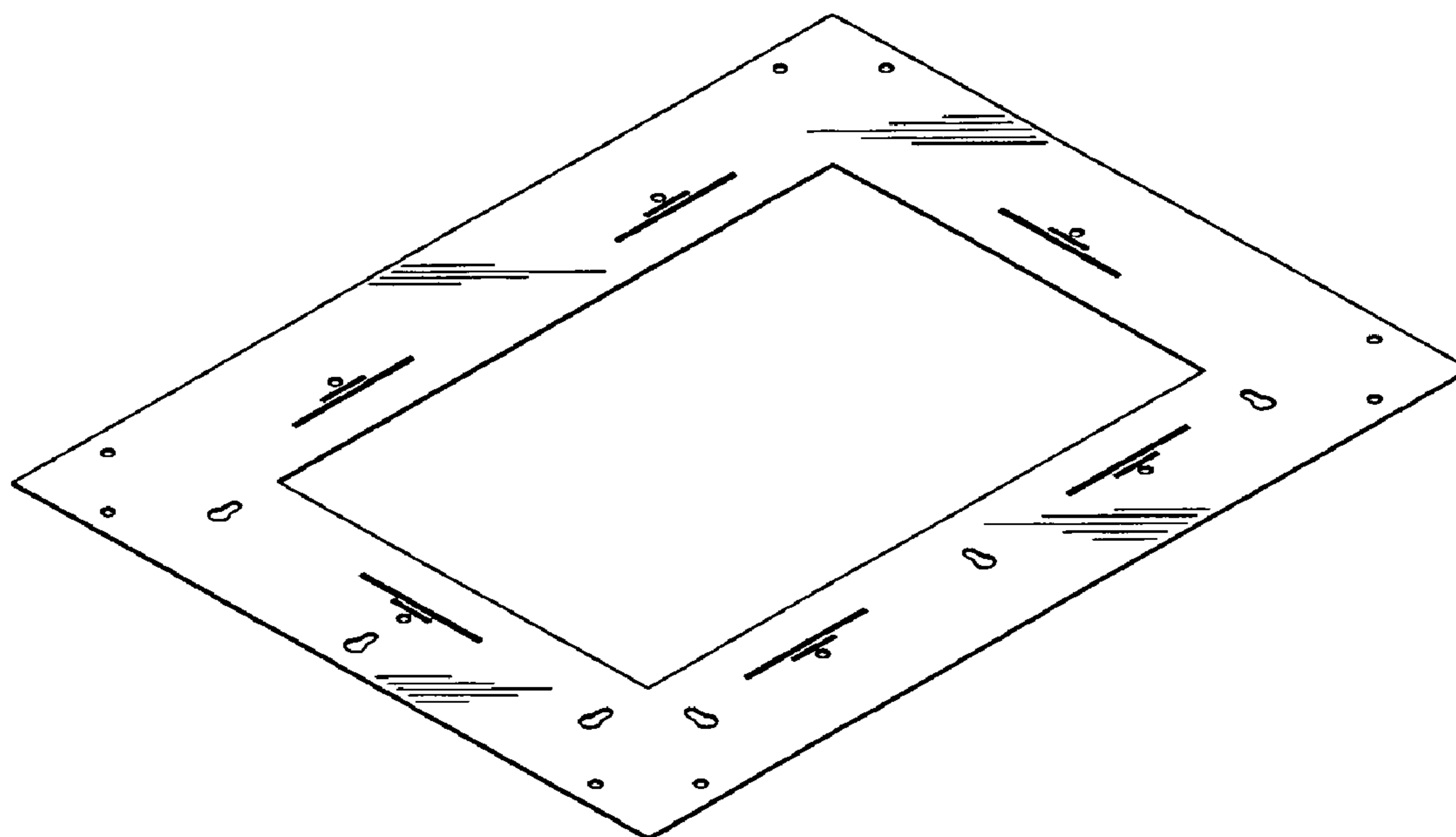
(57) **CLAIM**

The ornamental design for a supporting plate for a display frame, as shown and described.

**DESCRIPTION**

FIG. 1 is a bottom perspective view of a supporting plate for a display frame showing my new design; FIG. 2 is a front elevational view thereof; FIG. 3 is a rear elevational view thereof; FIG. 4 is a left side view thereof; FIG. 5 is a right side view thereof; FIG. 6 is a top plan view thereof; and, FIG. 7 is a bottom plan view thereof.

**1 Claim, 5 Drawing Sheets**



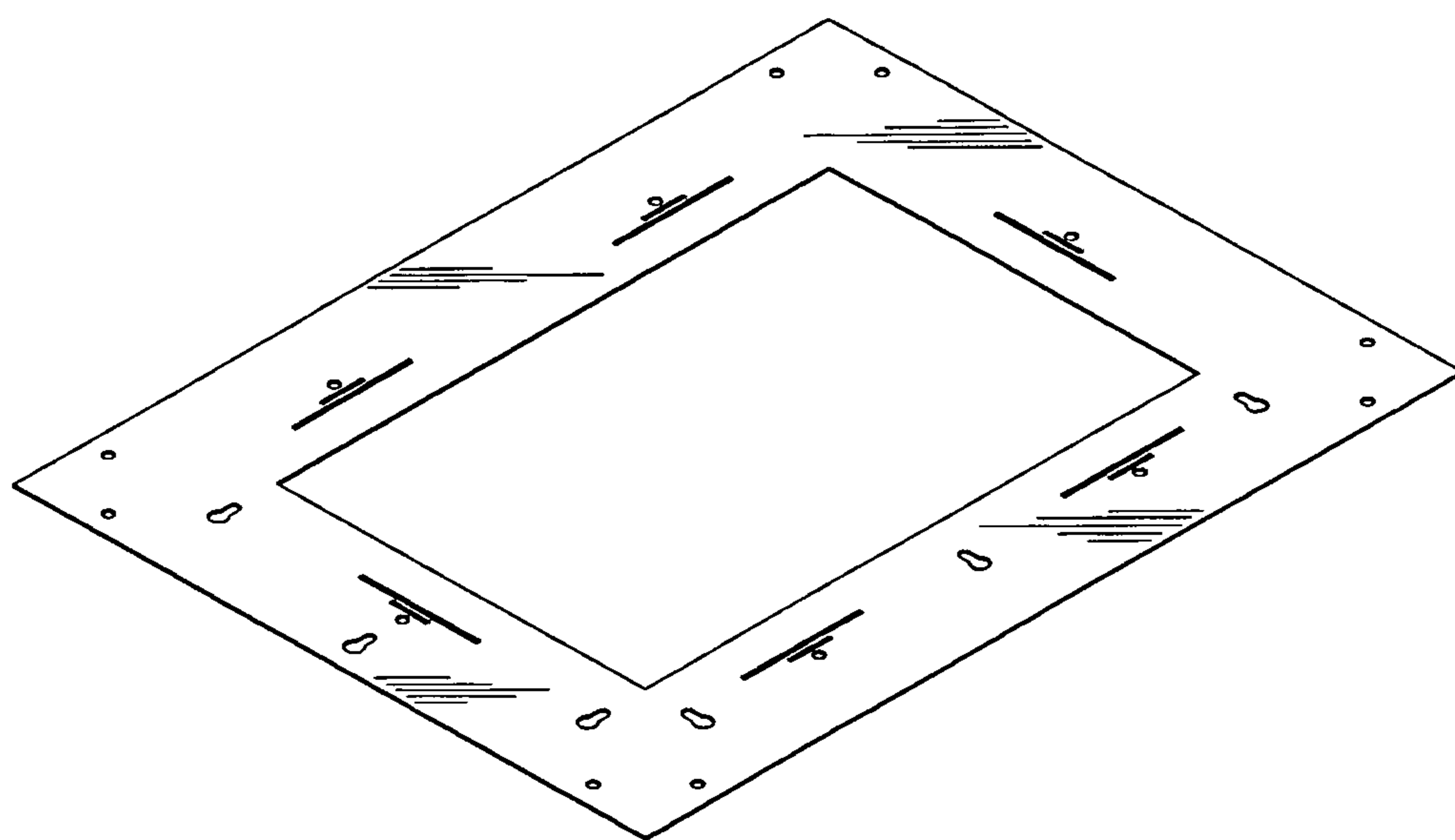


Fig. 1



**Fig. 2**



**Fig. 3**



Fig. 4



Fig. 5

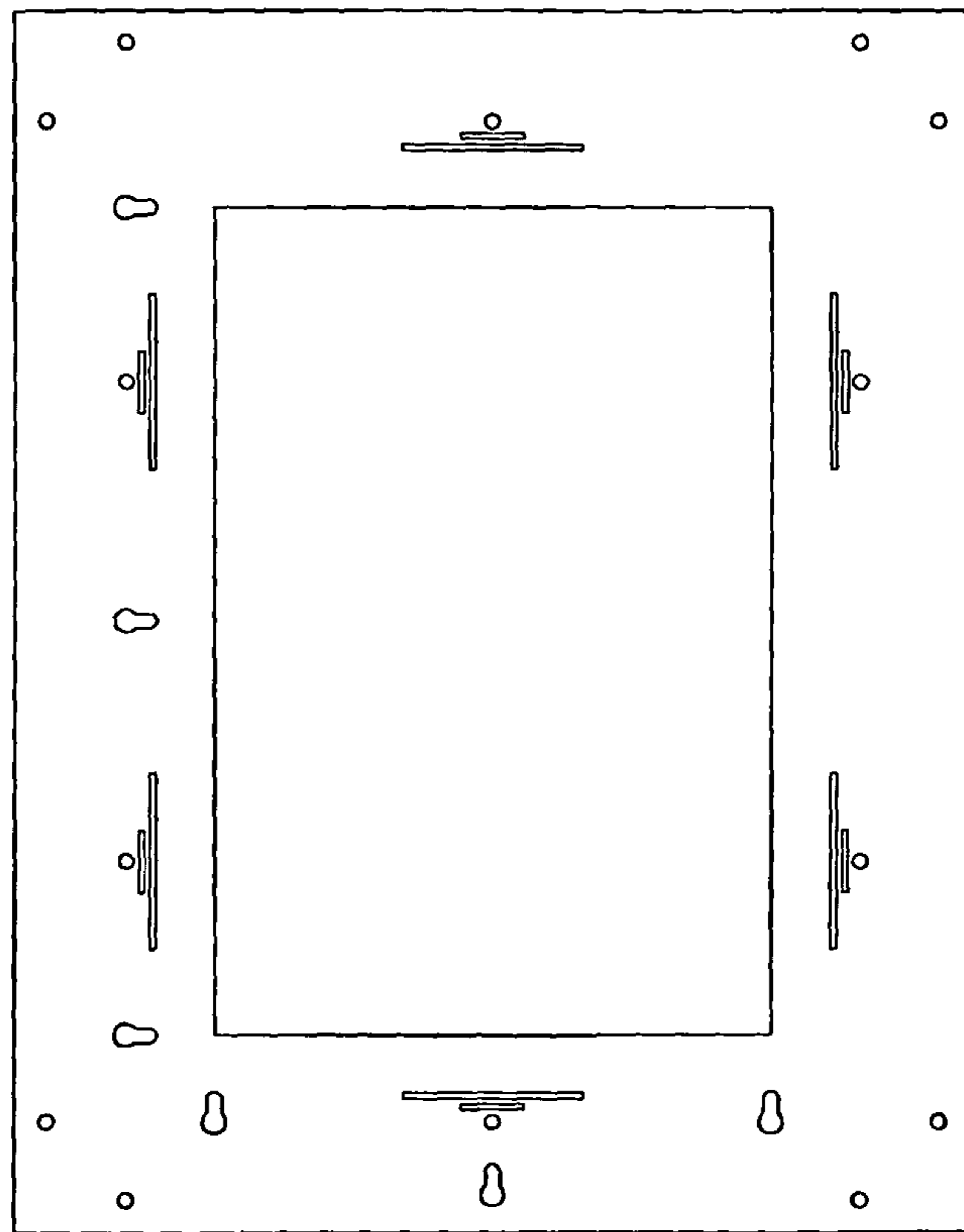


Fig. 6

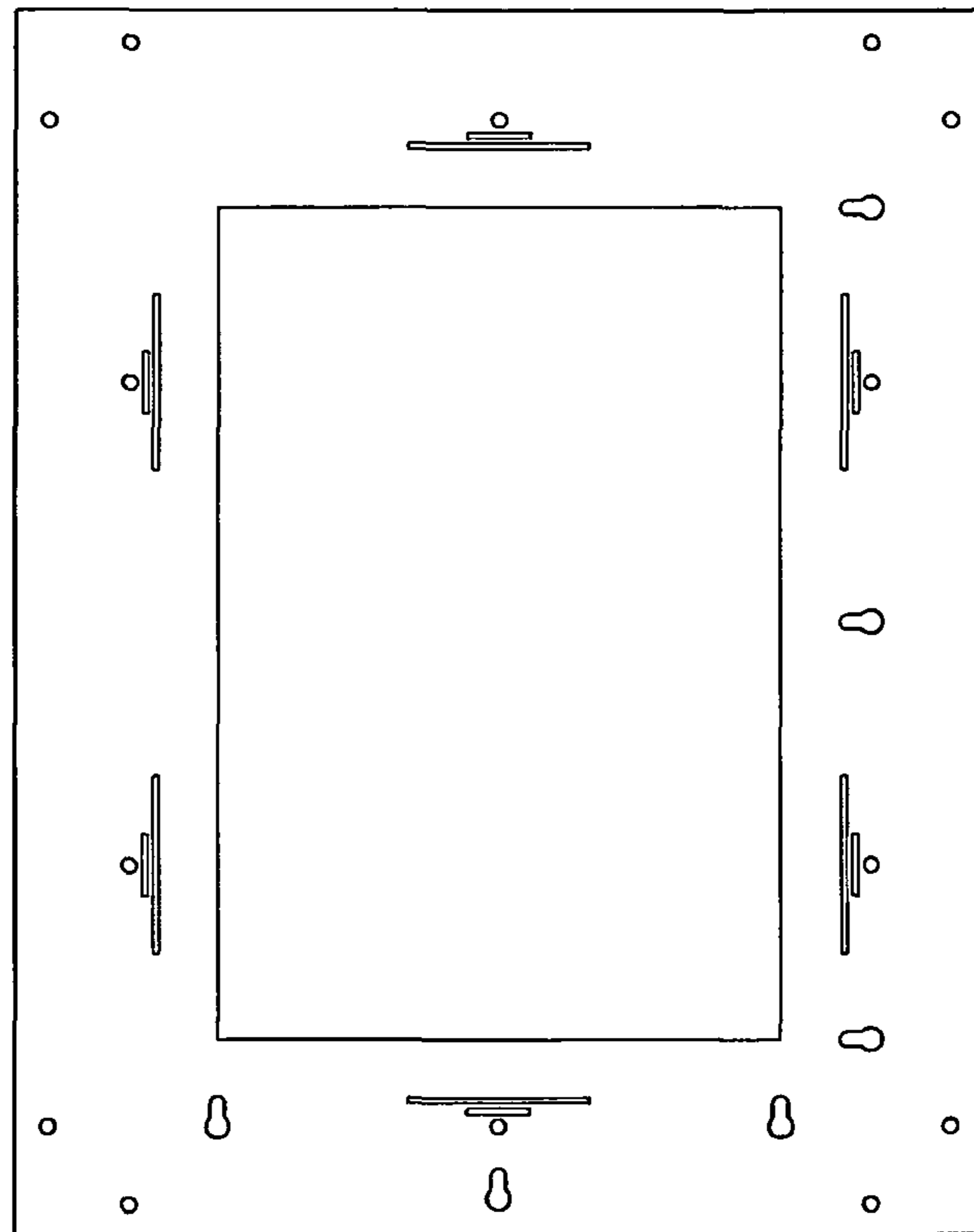


Fig. 7