



US00D746062S

(12) **United States Design Patent**  
**Pan et al.**

(10) **Patent No.:** **US D746,062 S**  
(45) **Date of Patent:** **\*\* Dec. 29, 2015**

(54) **SCALP BRUSH**

FOREIGN PATENT DOCUMENTS

- (71) Applicant: **The Procter & Gamble Company**,  
Cincinnati, OH (US)
- (72) Inventors: **Guohua Pan**, Singapore (SG); **Prachee Jain**, Singapore (SG)
- (73) Assignee: **The Procter & Gamble Company**,  
Cincinnati, OH (US)
- (\*\*) Term: **14 Years**
- (21) Appl. No.: **29/451,241**
- (22) Filed: **Mar. 29, 2013**
- (51) **LOC (10) Cl.** ..... **04-02**
- (52) **U.S. Cl.**  
USPC ..... **D4/127; D4/136**
- (58) **Field of Classification Search**  
USPC ..... D4/127, 129, 130, 136; D24/200, 211,  
D24/214, 215; D28/63; 15/110, 186–188,  
15/DIG. 15; 401/28; 601/134–137  
CPC ..... A46B 1/00; A46B 3/00; A46B 3/005;  
A46B 3/06; A46B 3/22; A46B 9/00; A46B  
9/005; A46B 9/02; A46B 9/023; A46B 9/028;  
A46B 2200/00; A46B 2200/10; A46B  
2200/1006; A46B 2200/1013; A46B  
2200/102; A46B 2200/104; A46B 2200/1093;  
A61H 7/002; A61H 7/003; A61H 2205/021  
See application file for complete search history.

CN	300694821	10/2007
CN	301041265	10/2009
CN	301340037	9/2010
CN	301467017	2/2011
CN	301601320	7/2011
EM	001194344-0001	2/2010
EM	001194344-0002	2/2010
JP	D1015555	7/1998
JP	D1071605	5/2000
JP	D1071606	5/2000
JP	D1071607	5/2000
JP	D1072096	5/2000
JP	D1072097	5/2000
JP	D1102627	3/2001
JP	D1105693	4/2001
JP	D1107634	5/2001
JP	D1114343	7/2001
JP	D1115808	7/2001
JP	D1149155	8/2002
JP	D1180903	8/2003
JP	D1213329	8/2004

(Continued)

*Primary Examiner* — Prabhakar Deshmukh  
*Assistant Examiner* — Lavone D Tabor  
 (74) *Attorney, Agent, or Firm* — James T. Fondriest

(57) **CLAIM**  
 The ornamental design for scalp brush, as shown and described.

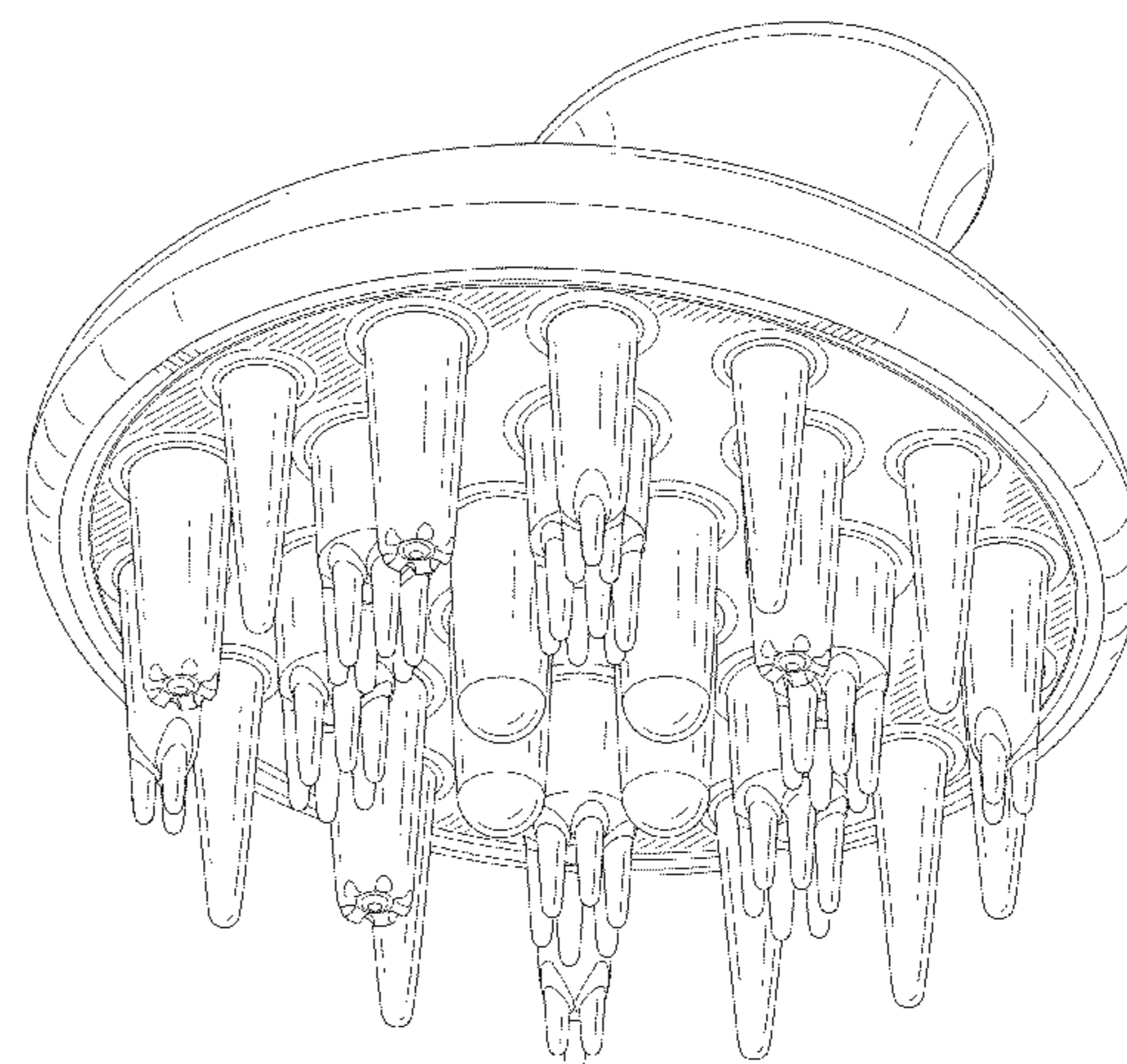
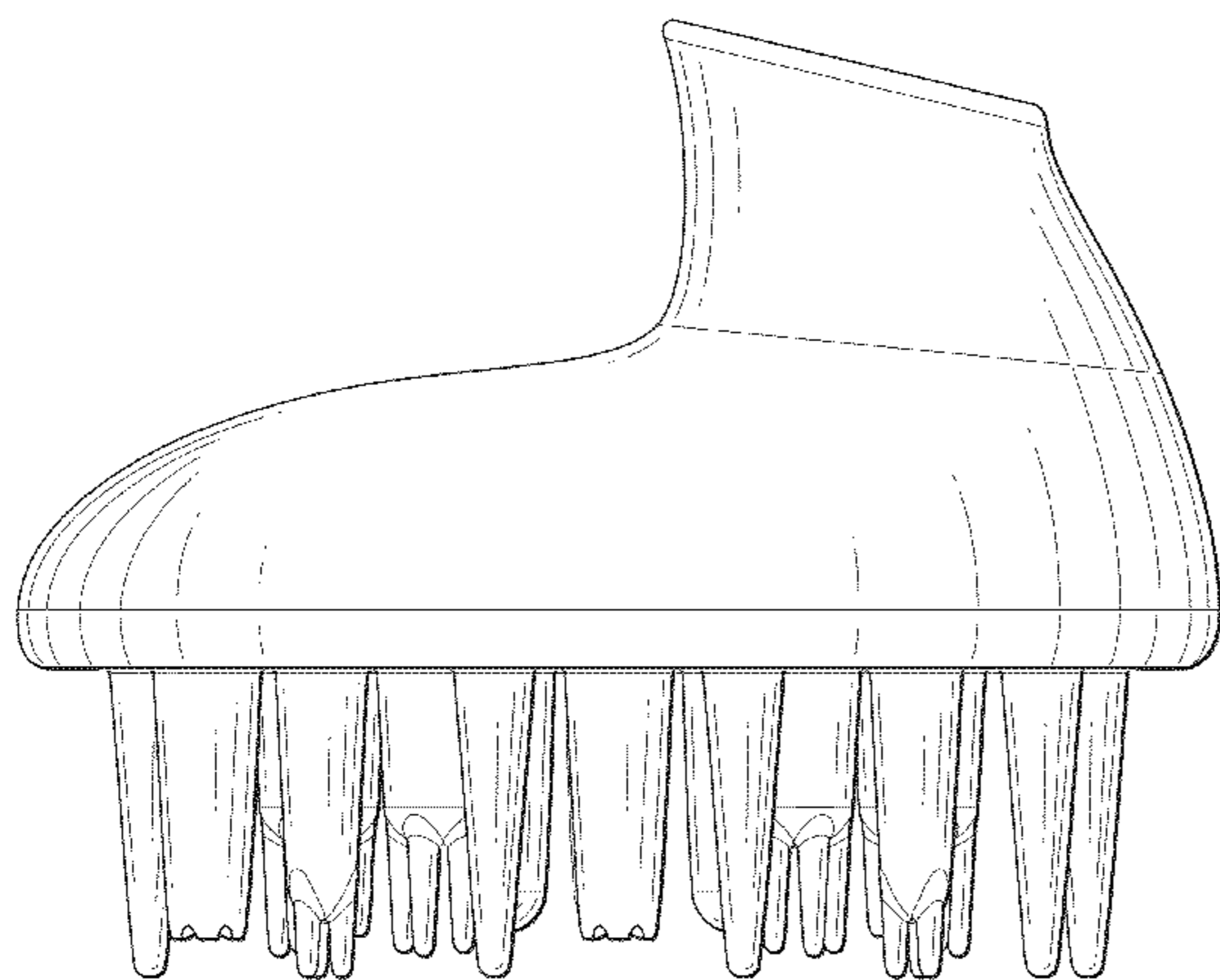
**DESCRIPTION**

FIG. 1 is a perspective view of scalp brush, embodying our new design;  
 FIG. 2 is a front view thereof;  
 FIG. 3 is a back view thereof;  
 FIG. 4 is a right side view thereof;  
 FIG. 5 is a left side view thereof;  
 FIG. 6 is a top plan view thereof;  
 FIG. 7 is a bottom view thereof; and,  
 FIG. 8 is another perspective view from below thereof.

**1 Claim, 8 Drawing Sheets**

(56) **References Cited**  
 U.S. PATENT DOCUMENTS

D514,328 S *	2/2006	Huang	.....	D4/121
D632,486 S	2/2011	Watanabe et al.		
D632,487 S	2/2011	Watanabe et al.		
8,533,894 B2	9/2013	Watanabe et al.		
D724,752 S *	3/2015	Huang	.....	D24/215



(56)

**References Cited**

FOREIGN PATENT DOCUMENTS

JP D1219588 10/2004  
 JP D1255521 11/2005  
 JP D1283447 10/2006  
 JP D1297432 4/2007  
 JP D1308201 8/2007  
 JP D1312158 10/2007  
 JP 2007282681 A \* 11/2007  
 JP D1314264 11/2007  
 JP D1314266 11/2007  
 JP D1314267 11/2007  
 JP D1314565 11/2007  
 JP D1314566 11/2007  
 JP D1354705 3/2009  
 JP D1354706 3/2009  
 JP D1363661 6/2009

JP 2009240768 A \* 10/2009  
 JP D1370778 10/2009  
 JP D1370779 10/2009  
 JP 4416239 B2 \* 2/2010  
 JP D1383932 3/2010  
 JP D1383933 3/2010  
 JP 2011010979 A \* 1/2011  
 JP D1406025 1/2011  
 JP D1384238 3/2011  
 JP D1384239 3/2011  
 JP D1410249 3/2011  
 JP D1410250 3/2011  
 JP D1410251 3/2011  
 JP D1420837 8/2011  
 JP D1422638 9/2011  
 JP D1427624 11/2011  
 JP 2012030063 A \* 2/2012  
 JP 1453041 S \* 10/2012

\* cited by examiner

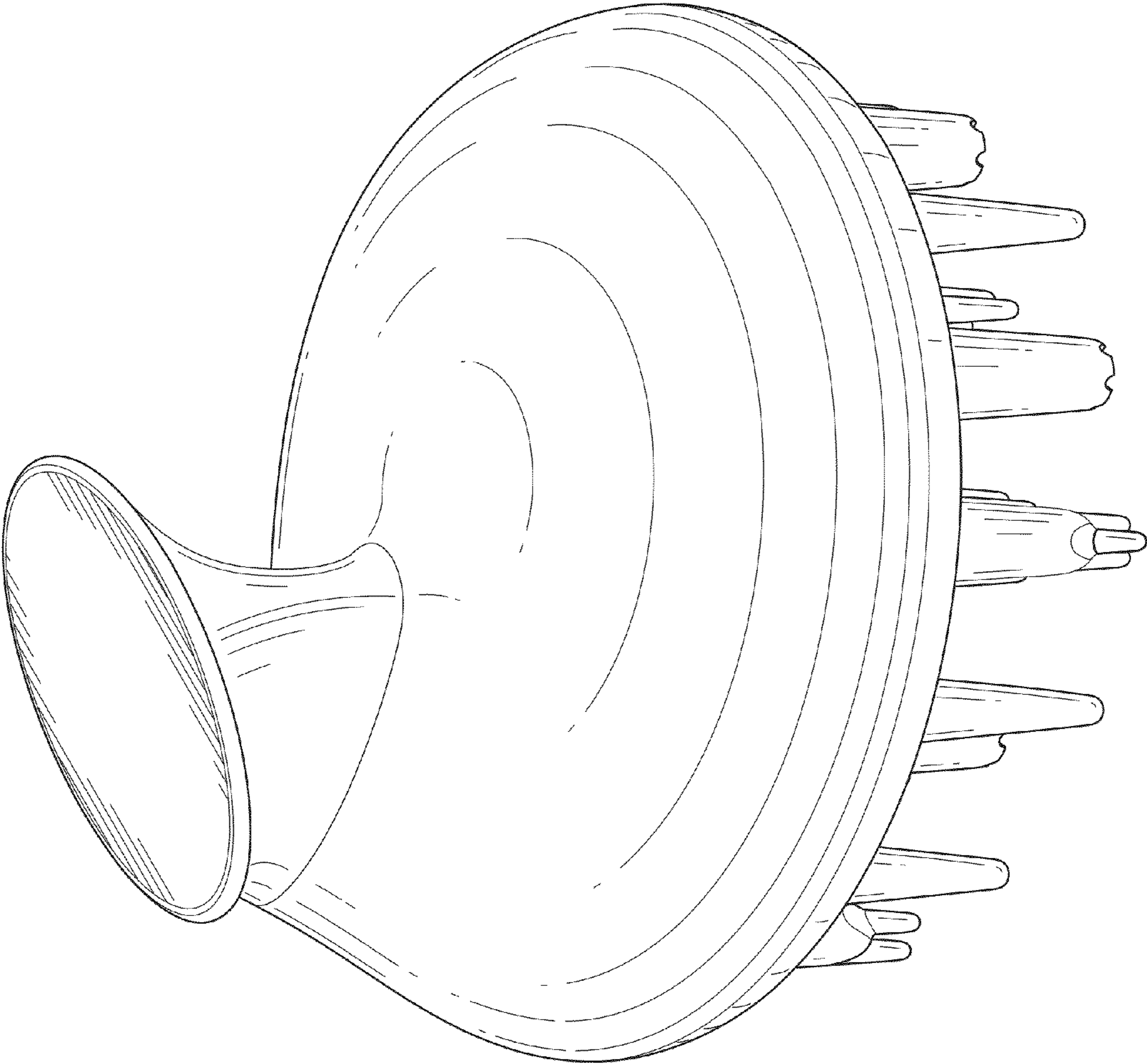


FIG. 1

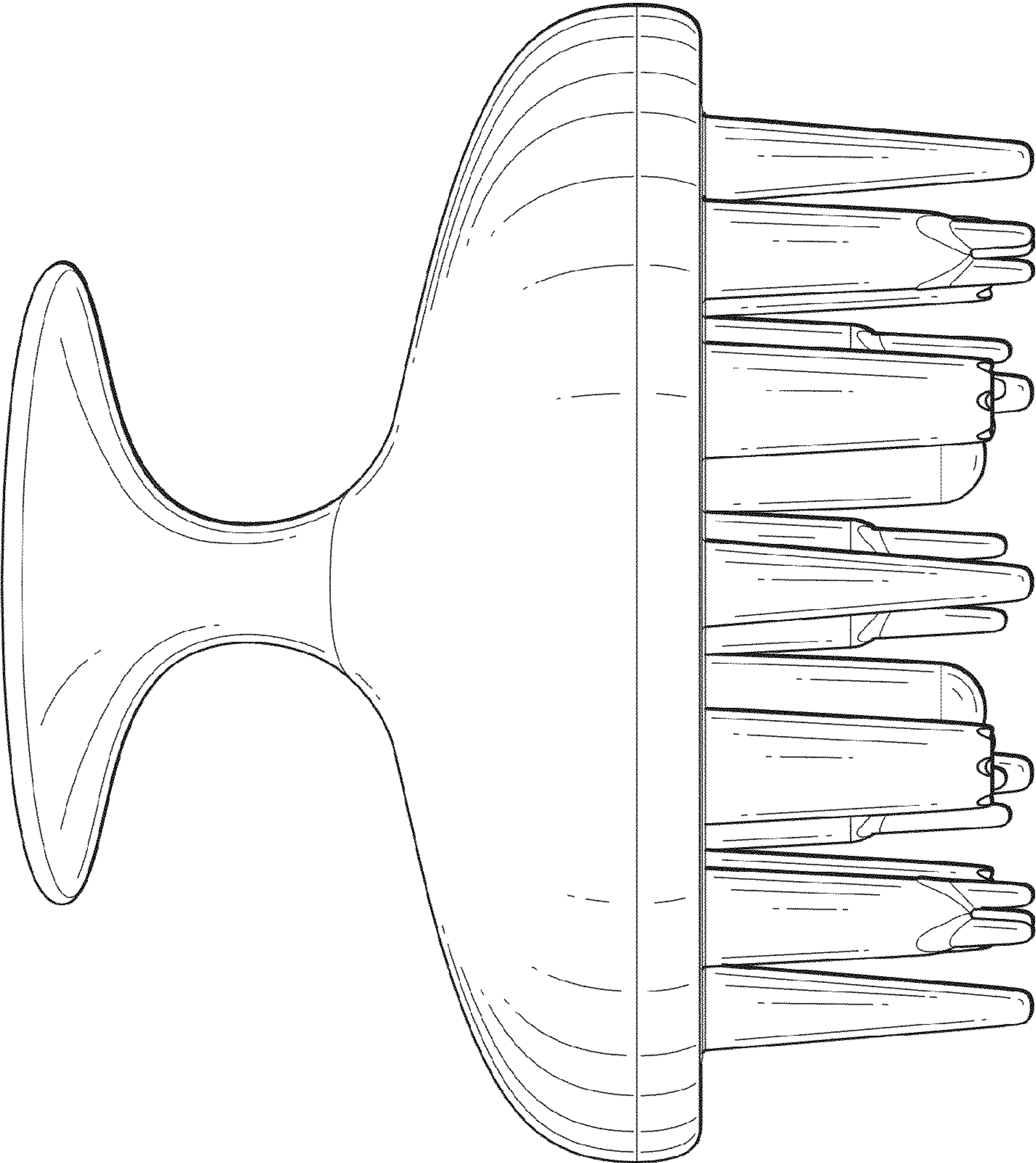


FIG. 2

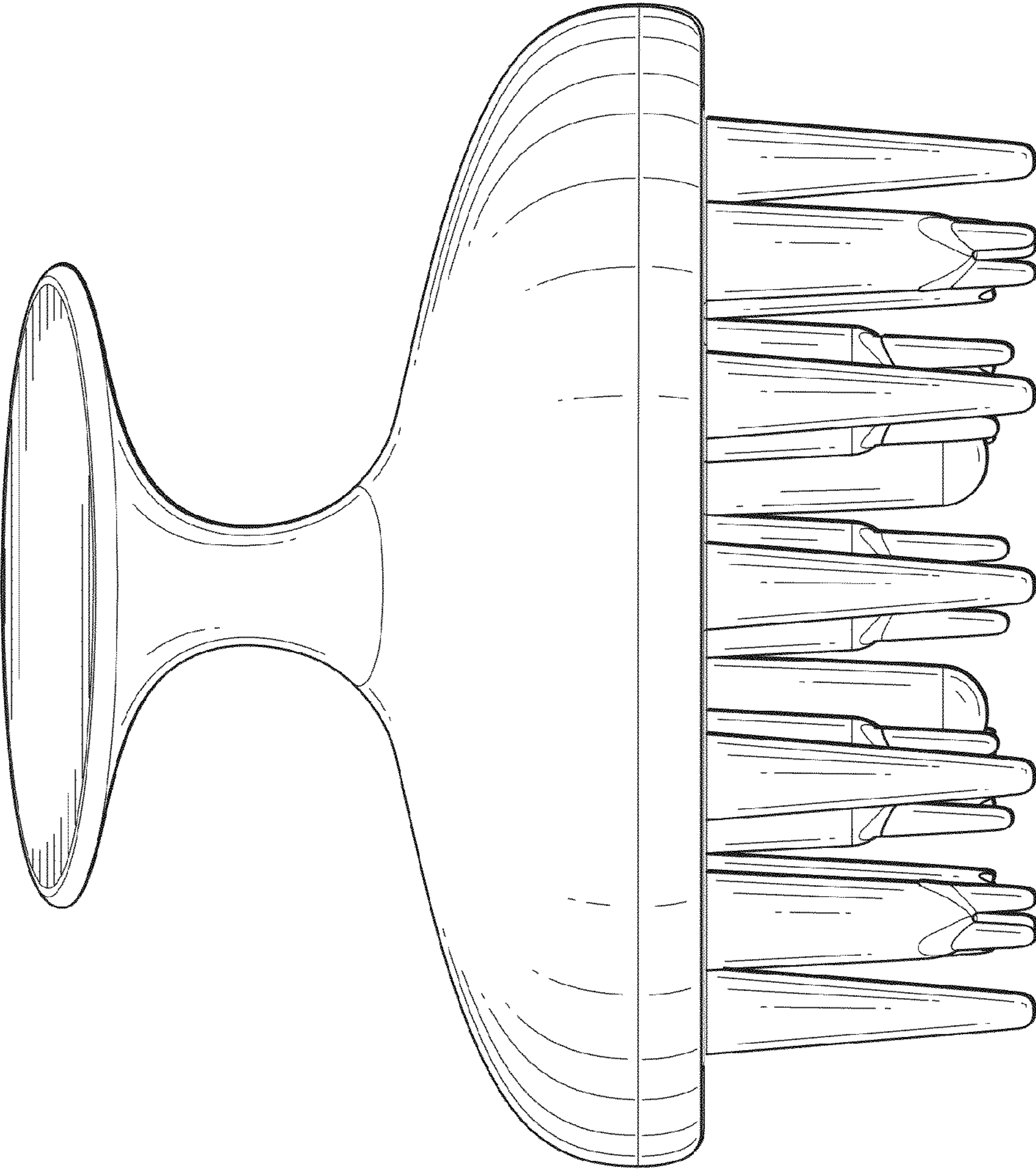


FIG. 3

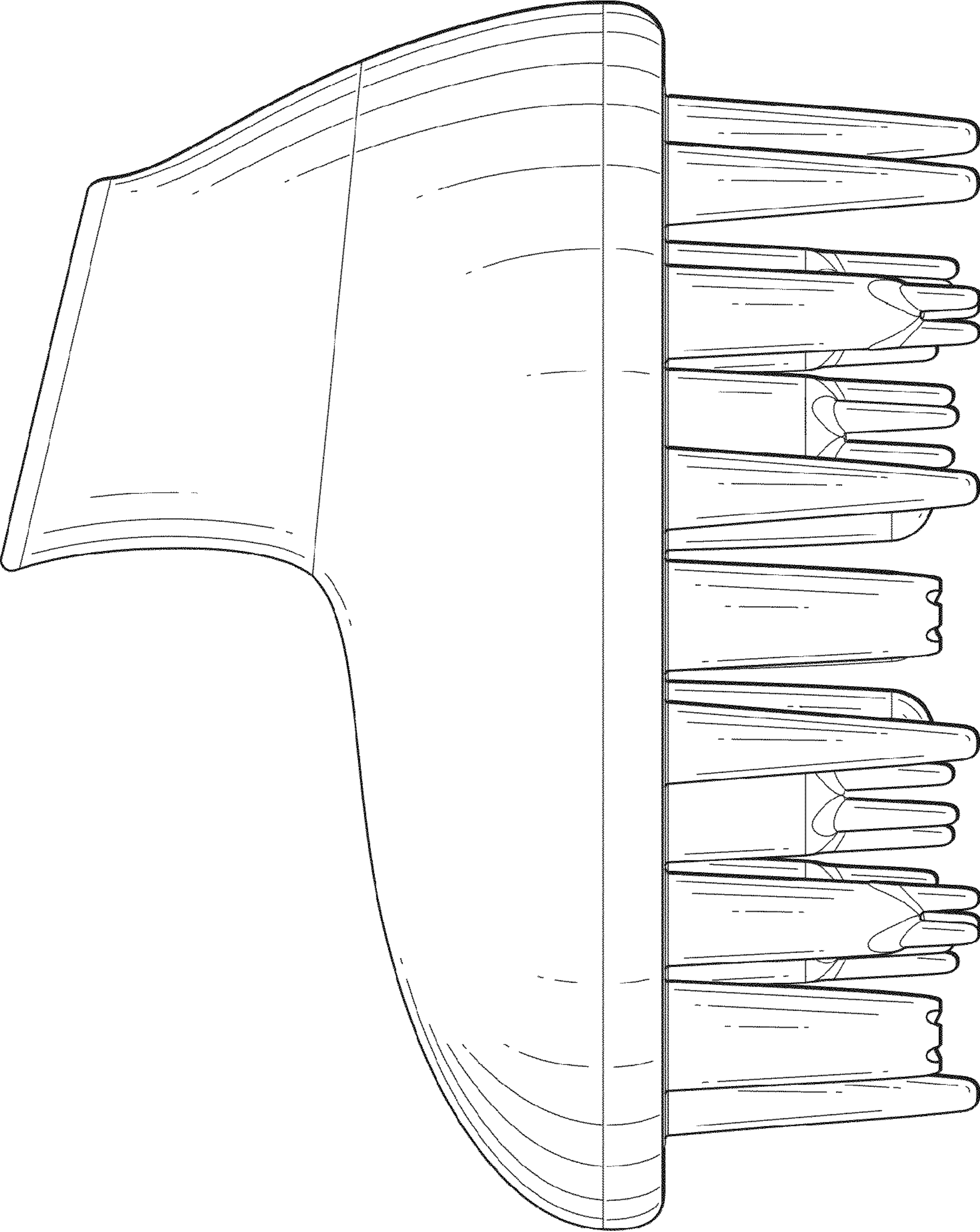


FIG. 4

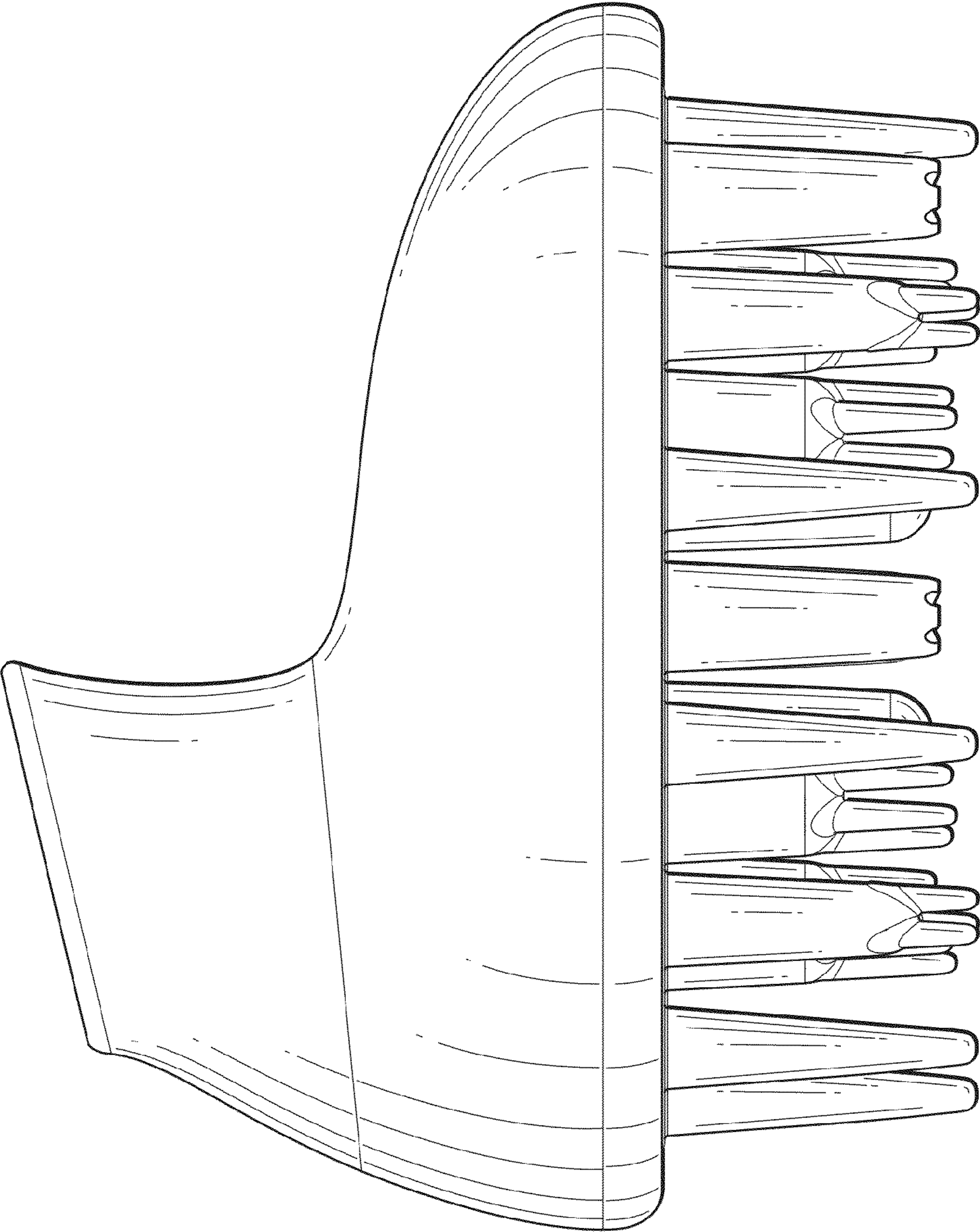


FIG. 5

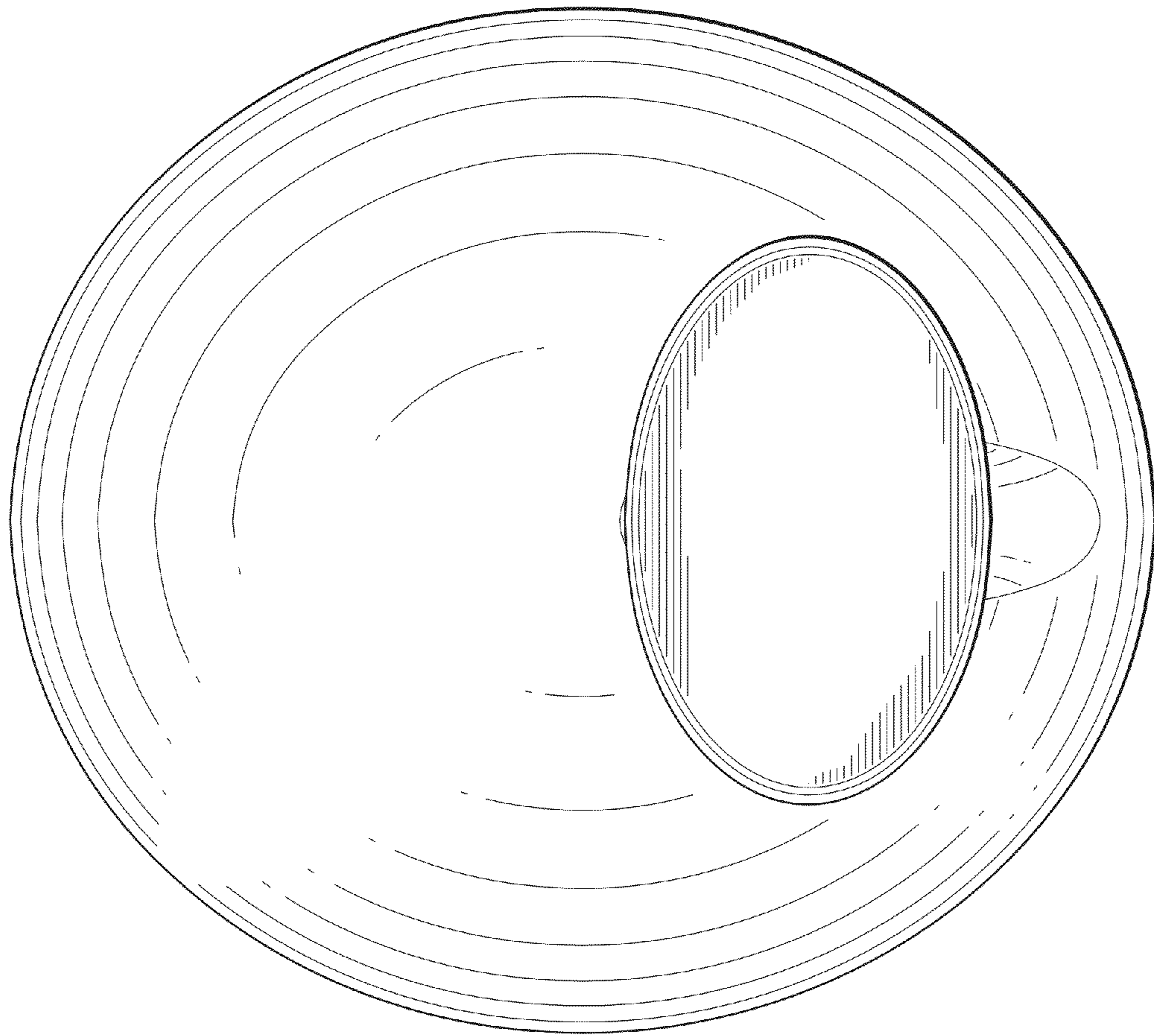


FIG. 6






FIG. 7

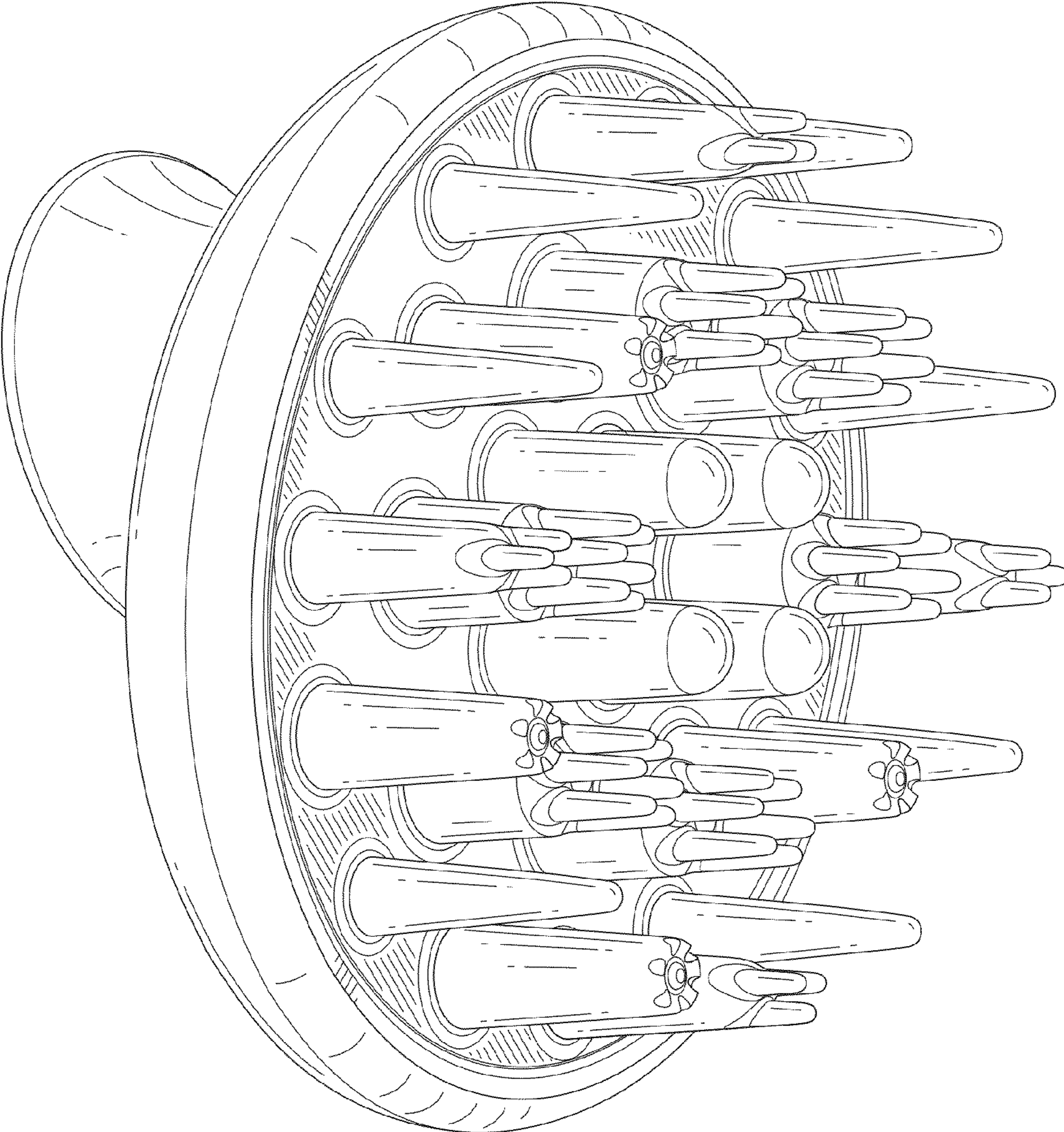


FIG. 8