



US00D746048S

(12) **United States Design Patent**
Lee

(10) **Patent No.:** **US D746,048 S**
(45) **Date of Patent:** **** Dec. 29, 2015**

(54) **DOUBLE DECKER BUS LED KEYCHAIN**

(71) Applicant: **Kikkerland Design, Inc.**, New York, NY (US)

(72) Inventor: **Jaeyu Lee**, New York, NY (US)

(73) Assignee: **Kikkerland Design, Inc.**, New York, NY (US)

(**) Term: **14 Years**

(21) Appl. No.: **29/504,222**

(22) Filed: **Oct. 2, 2014**

(51) **LOC (10) Cl.** **11-01**

(52) **U.S. Cl.**
USPC **D3/211**

(58) **Field of Classification Search**
USPC D11/1-2, 14, 26-29, 89-92, 44, 48, 81, D11/99; 63/26-28, 32; D3/207-212; D8/16, D8/38, 347, 348; 70/456 B, 457, 458, 70/456 R; 206/37.1, 37; D14/434, 435, D14/435.1, 436, 439, 480.3, 480.1, 480.5, D14/480.7; D24/174, 173, 480.3; 296/178
CPC A45C 11/32; A47G 29/10; A44B 15/00; B62D 31/04

See application file for complete search history.

(56) **References Cited**

U.S. PATENT DOCUMENTS

1,350,601 A * 8/1920 Fuller B62D 31/04
296/178
D126,374 S * 4/1941 Calichio D3/211

2,694,844 A * 11/1954 Grumbach G09F 3/00
24/3.6
5,884,513 A * 3/1999 Norris A44B 15/005
206/0.81
D413,433 S * 9/1999 Robertson D3/211
D423,052 S * 4/2000 Chan D19/59
D543,692 S * 6/2007 Lee D3/211
D703,428 S * 4/2014 Lee D3/211
D710,460 S * 8/2014 Hattori D21/552

* cited by examiner

Primary Examiner — Ralf Seifert

(74) *Attorney, Agent, or Firm* — Cascio & Zervas

(57) **CLAIM**


The ornamental design for a double decker bus LED key-chain, as shown and described.

DESCRIPTION

FIG. 1 is a left side elevational view thereof of the double decker bus LED keychain showing my design; FIG. 2 is a right side elevational view thereof; FIG. 3 is a front elevational view thereof; FIG. 4 is a rear elevational view thereof; FIG. 5 is a top plan view thereof; FIG. 6 is a bottom plan view thereof; and, FIG. 7 is a front perspective view thereof shown supporting a tablet.

The broken lines in the Fig. 6 showing the button to activate the LED and in FIG. 7 showing the chain are for illustration purposes only and form no part of the claimed design.

1 Claim, 2 Drawing Sheets



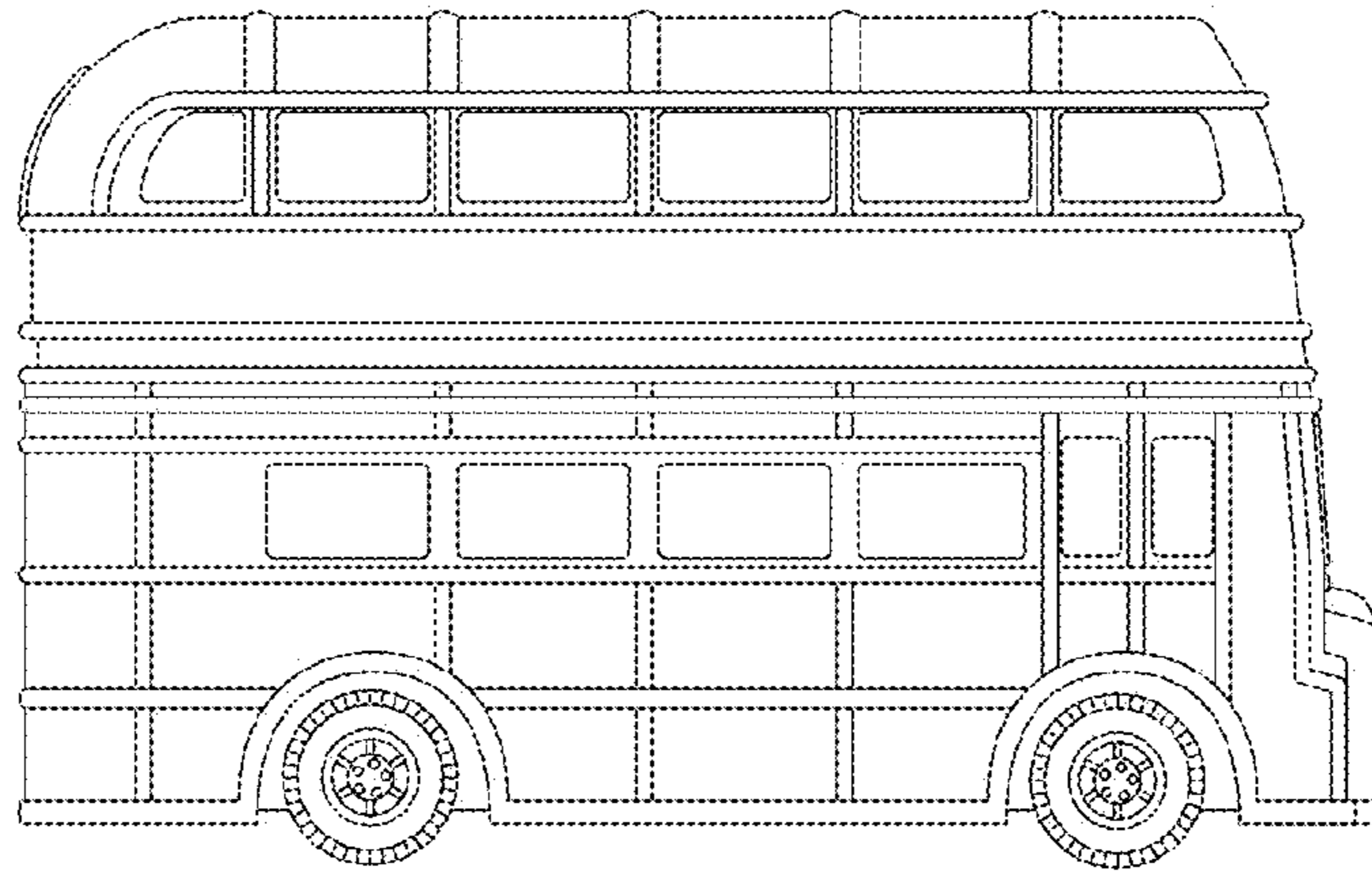


FIG. 1

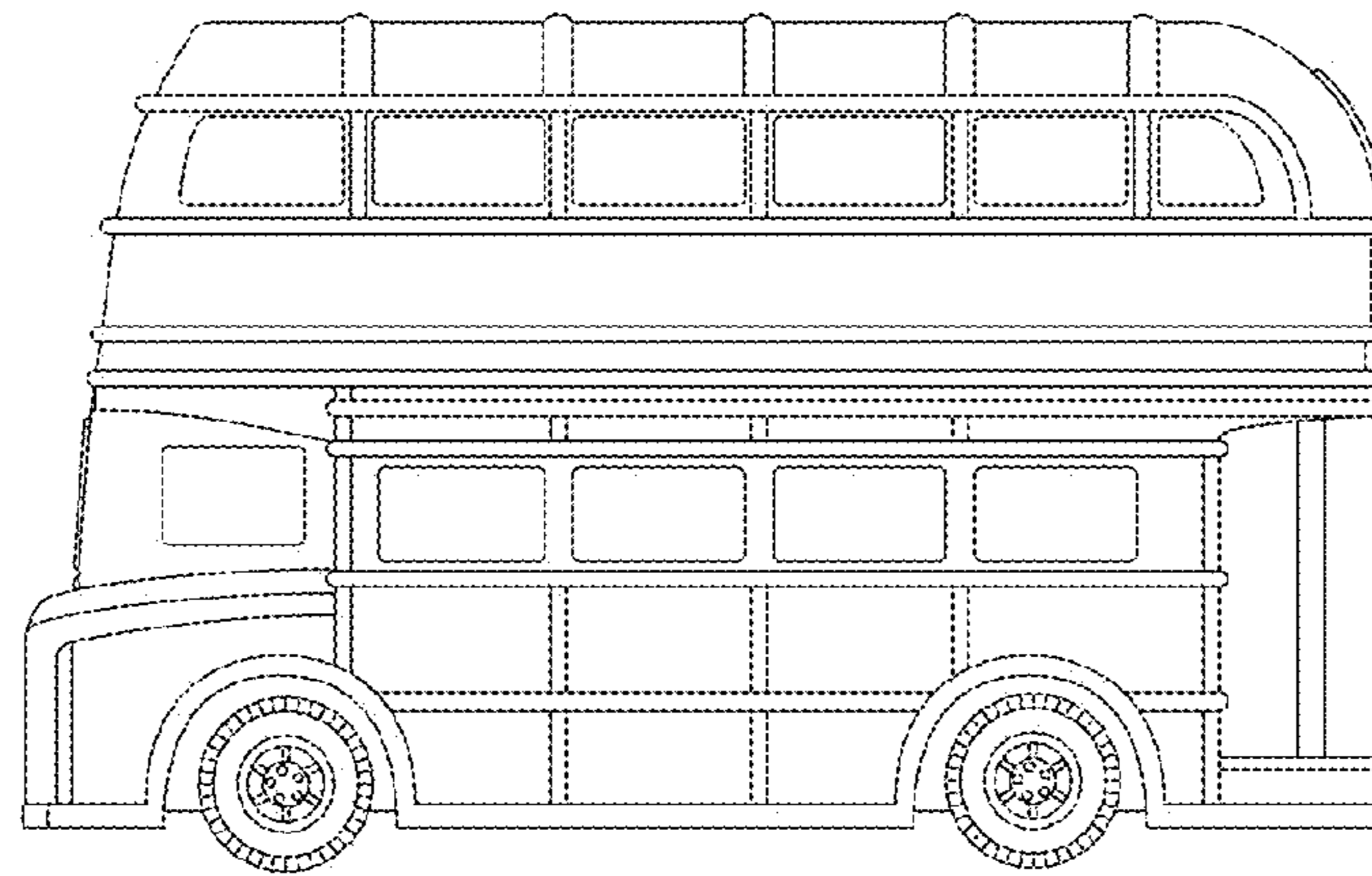


FIG. 2

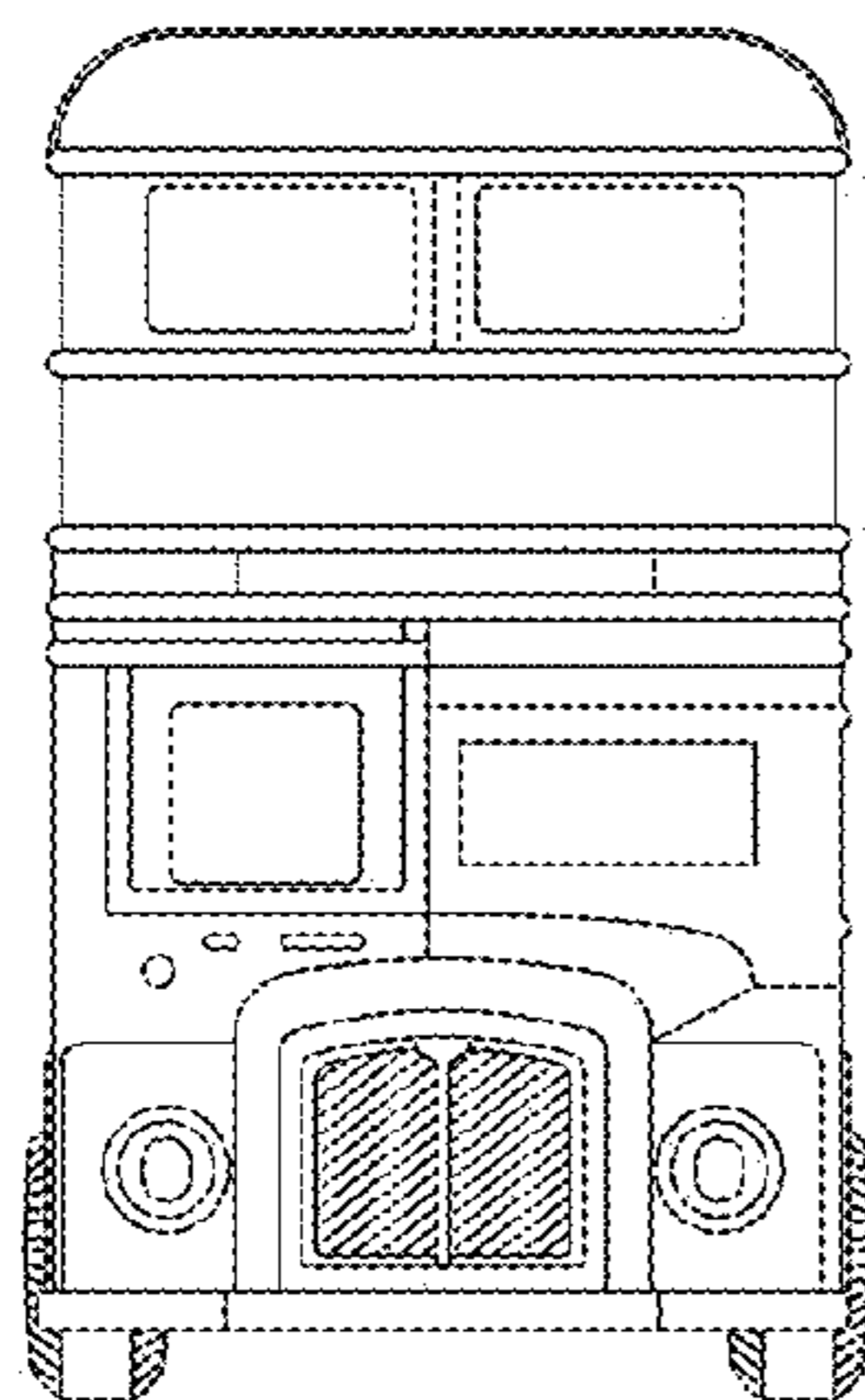


FIG. 3

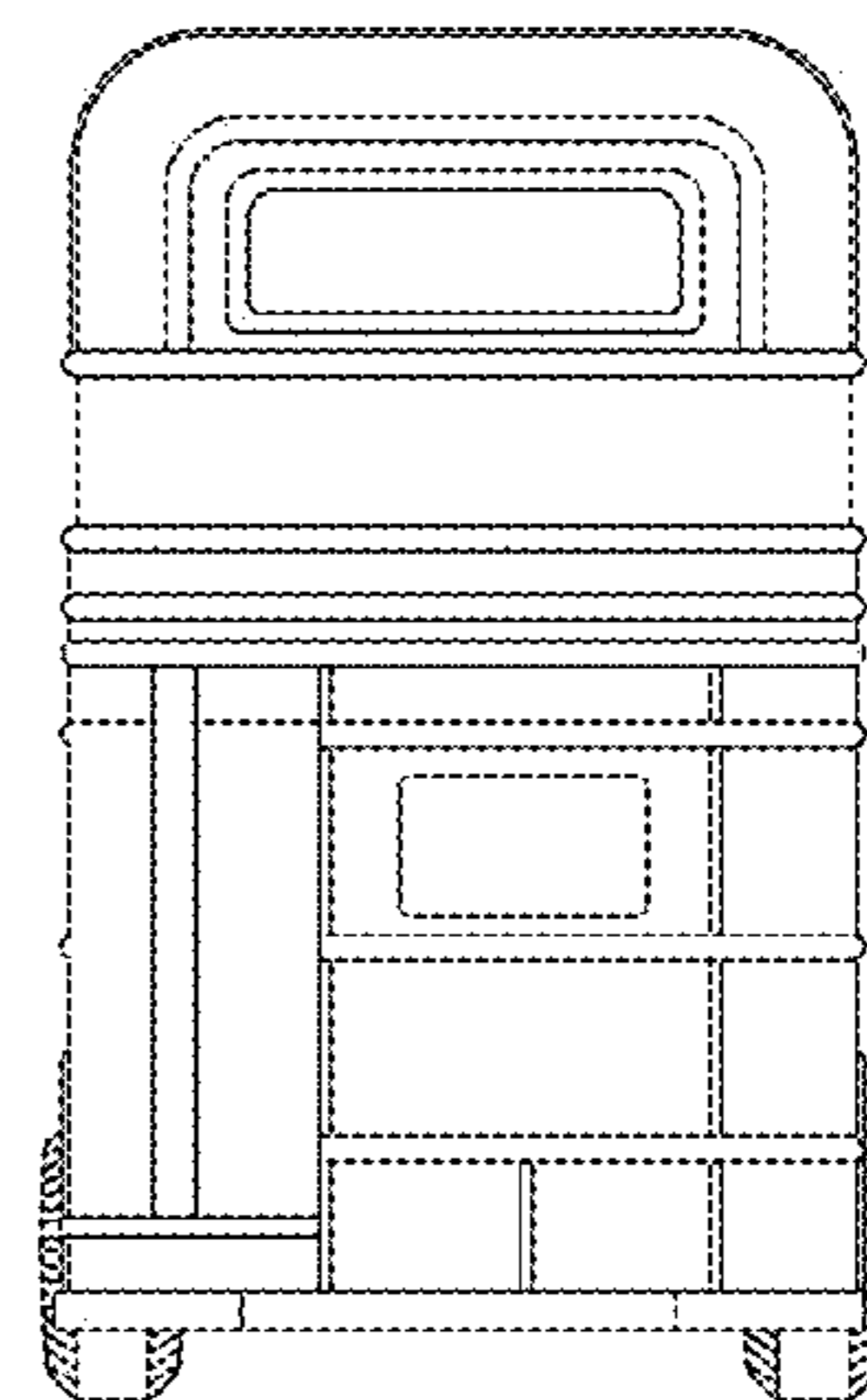


FIG. 4

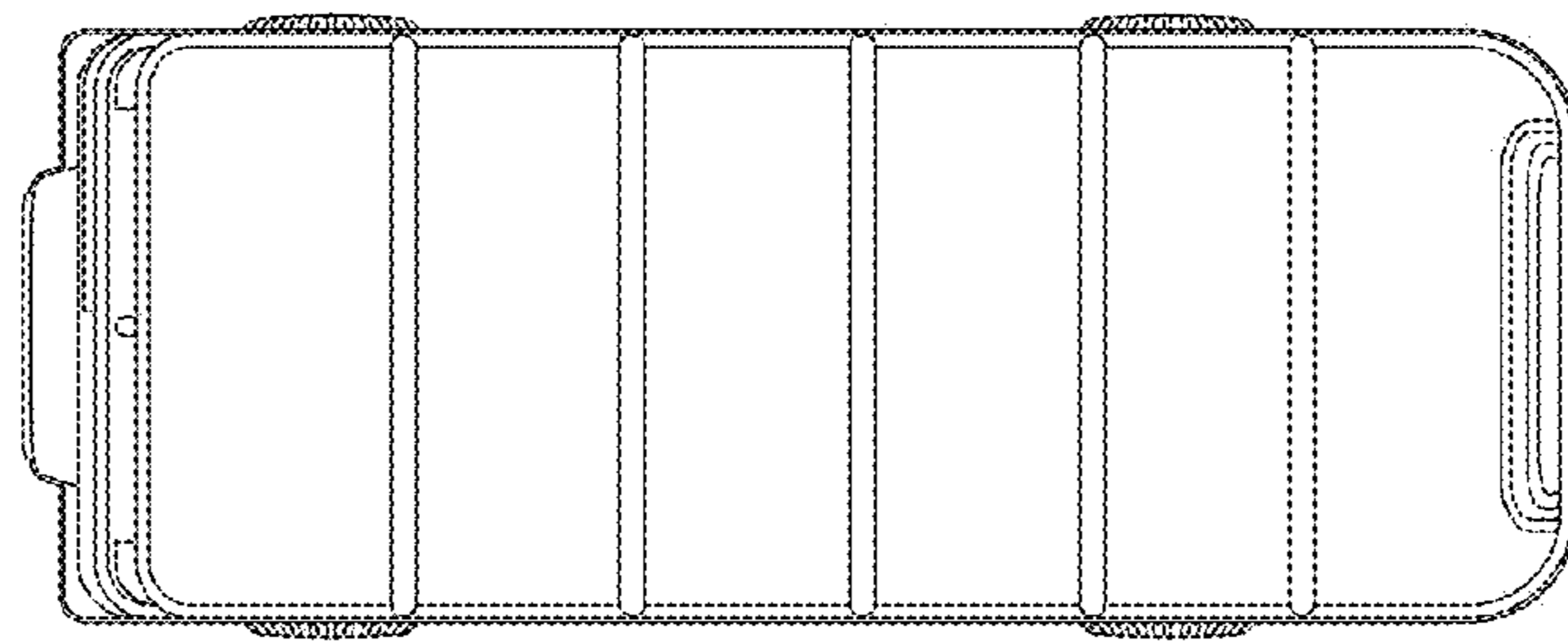


FIG. 5

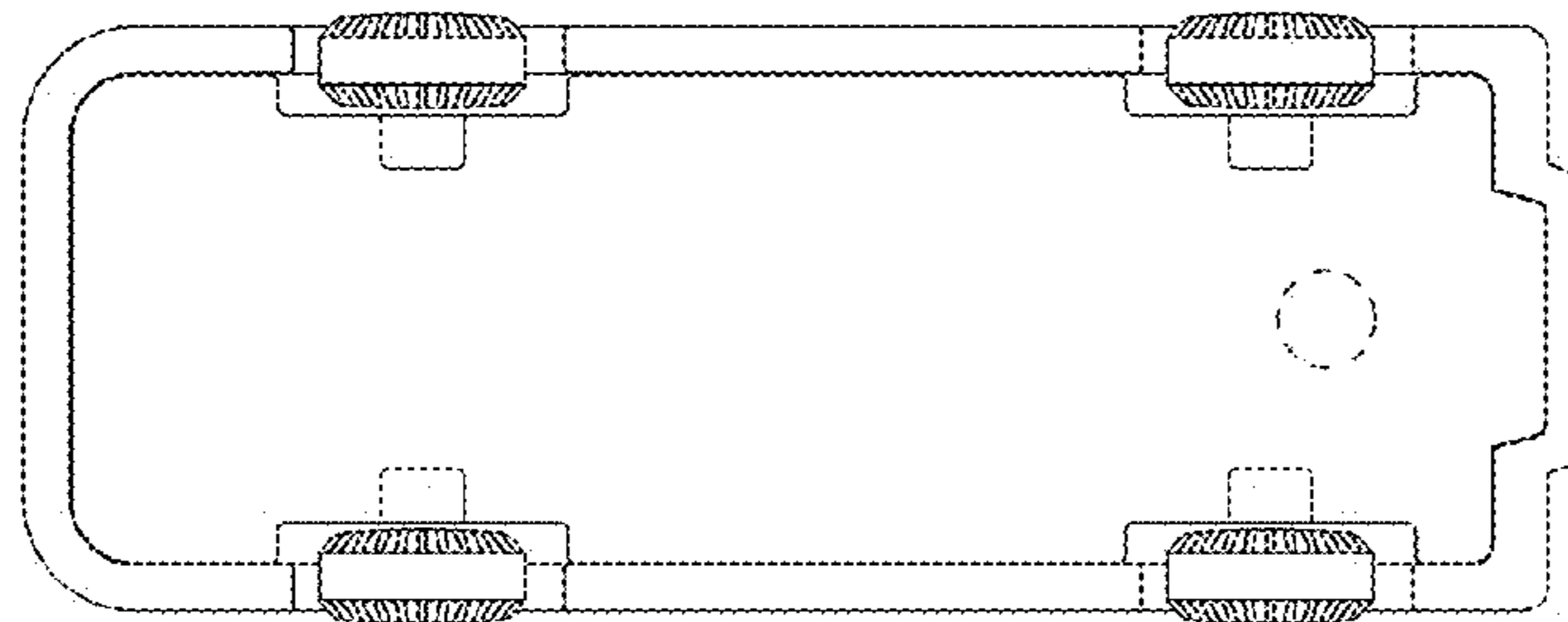


FIG. 6




FIG. 7