



US00D746047S

(12) **United States Design Patent**  
**Hungate**

(10) **Patent No.:** **US D746,047 S**  
(45) **Date of Patent:** **\*\* Dec. 29, 2015**

(54) **INSTRUMENT CASE**  
(71) Applicant: **Eric Hungate**, Austin, TX (US)  
(72) Inventor: **Eric Hungate**, Austin, TX (US)  
(\*\*) Term: **14 Years**  
(21) Appl. No.: **29/495,645**  
(22) Filed: **Jul. 2, 2014**  
(51) **LOC (10) Cl.** ..... **03-01**  
(52) **U.S. Cl.**  
USPC ..... **D3/204**  
(58) **Field of Classification Search**  
USPC ..... D3/203.5, 203.6, 204, 272, 282, 307,  
D3/315; 190/100, 110, 115; 206/14, 314;  
224/910  
CPC ..... G10G 5/005; G10D 9/023; G01G 7/005;  
A45C 5/00; A45C 13/02; A45C 3/02; A45C  
13/262  
See application file for complete search history.

6,670,536 B2 \* 12/2003 Godin ..... G10G 7/005  
206/314  
D484,681 S \* 1/2004 Eldon, III ..... D3/203.5  
D499,653 S \* 12/2004 Karim ..... D28/76  
6,951,280 B1 \* 10/2005 Lee ..... A45C 9/00  
206/14  
D570,097 S \* 6/2008 Chen ..... D3/204  
D600,014 S \* 9/2009 Moss ..... D3/282  
D637,175 S \* 5/2011 Terry ..... D14/168  
D642,373 S \* 8/2011 Decarlo ..... D3/204  
D684,762 S \* 6/2013 Cho ..... D3/204  
D703,944 S \* 5/2014 Marks ..... D3/203.5  
D733,427 S \* 7/2015 Yanuszk ..... D3/274  
2002/0104725 A1 \* 8/2002 Dexheimer ..... A45C 5/14  
190/108

(Continued)

*Primary Examiner* — John Windmuller  
*Assistant Examiner* — Steven Czyz  
(74) *Attorney, Agent, or Firm* — Hulsey Hunt & Parks, P.C.

(57) **CLAIM**  
The ornamental design for an instrument case, as shown and described.

**DESCRIPTION**

FIG. 1 depicts a perspective view of an instrument case.  
FIG. 2 depicts a front view of an instrument case.  
FIG. 3 depicts a back view of an instrument case.  
FIG. 4 depicts a left side view of an instrument case.  
FIG. 5 depicts a right side view of an instrument case.  
FIG. 6 depicts a perspective rear view of an instrument case with legs held within the instrument case.  
FIG. 7 depicts a perspective rear view of an instrument case with the legs in an extended position.  
FIG. 8 depicts a top view of an instrument case.  
FIG. 9 depicts a bottom view of an instrument case.  
FIG. 10 depicts a perspective view of an instrument case supported by extended legs.  
FIG. 11 depicts a perspective view of an instrument case with the top cover removed and suspended by the instrument case and the instrument case supported by extended legs; and,  
FIG. 12 depicts a perspective view of an instrument case with the top cover removed and the instrument case supported by extended legs.

**1 Claim, 11 Drawing Sheets**

(56) **References Cited**  
U.S. PATENT DOCUMENTS  
D163,210 S \* 5/1951 Long et al. .... D3/204  
D194,072 S \* 11/1962 Clinton et al. .... D3/272  
D247,993 S \* 5/1978 Calzone, III ..... D3/204  
D263,652 S \* 4/1982 Peavey ..... D3/204  
D269,480 S \* 6/1983 Peterson ..... D14/193  
D280,359 S \* 9/1985 Bohunsky ..... D3/204  
D356,676 S \* 3/1995 Sanderson ..... D3/204  
5,590,771 A \* 1/1997 Cota ..... A45C 9/00  
190/102  
6,029,804 A \* 2/2000 Flynn ..... G10G 7/005  
206/14  
D427,424 S \* 7/2000 Conway ..... D3/203.5  
D432,784 S \* 10/2000 Conway ..... D3/203.5  
D436,434 S \* 1/2001 Conway ..... D3/203.5  
6,283,287 B1 \* 9/2001 Carl ..... G10G 7/005  
190/102  
6,462,260 B2 \* 10/2002 Fediakov ..... G10G 7/005  
206/14  
6,598,772 B1 \* 7/2003 Wilfer ..... A45F 3/04  
206/314  
D482,518 S \* 11/2003 Nakajima ..... D3/201



# US D746,047 S

Page 2

---

(56)

## References Cited

### U.S. PATENT DOCUMENTS

2004/0007483	A1*	1/2004	Hasebe .....	A45C 5/04 206/314	2010/0270187	A1*	10/2010	Sonoda .....	G10G 7/005 206/314
2004/0217026	A1*	11/2004	Neilson .....	A45C 11/24 206/314	2012/0024728	A1*	2/2012	Sauter .....	G10G 7/00 206/314
					2013/0327662	A1*	12/2013	Loban .....	G10G 7/005 206/314

\* cited by examiner



*FIG. 1*



*FIG. 2*

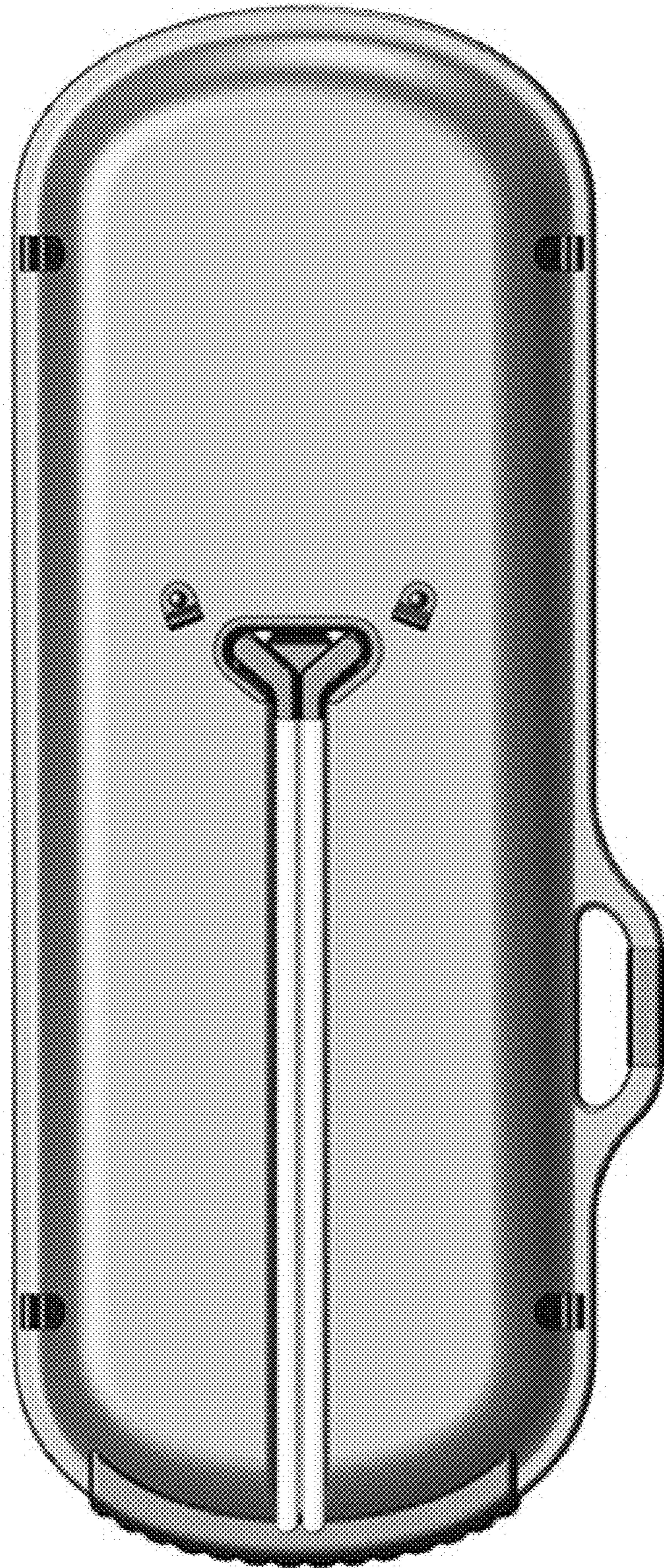





FIG. 3



*FIG. 4*

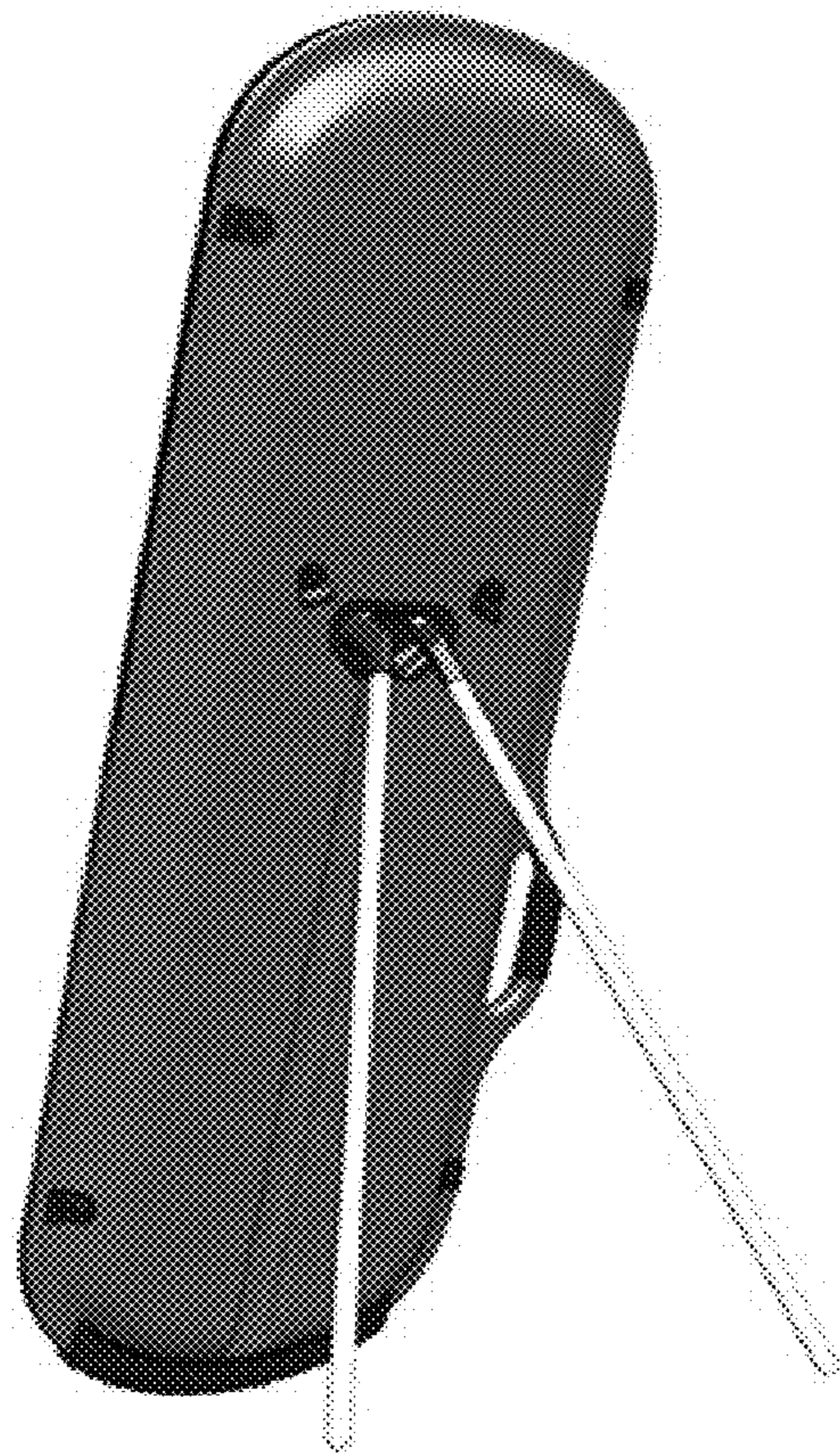


*FIG. 5*




*FIG. 6*






**FIG. 7**



*FIG. 8*



*FIG. 9*



*FIG. 10*



*FIG. 11*



FIG. 12