



US00D746033S

(12) **United States Design Patent**
Cherneski

(10) **Patent No.:** **US D746,033 S**
(45) **Date of Patent:** **** Dec. 29, 2015**

(54) **REMOVABLE NON-SLIP INSERT FOR FOOTWEAR**

(71) Applicant: **James Paul Cherneski**, Bel Air, MD (US)

(72) Inventor: **James Paul Cherneski**, Bel Air, MD (US)

(**) Term: **14 Years**

(21) Appl. No.: **29/512,982**

(22) Filed: **Dec. 24, 2014**

(51) **LOC (10) Cl.** **02-04**

(52) **U.S. Cl.**
USPC **D2/961**

(58) **Field of Classification Search**
USPC D2/896, 946, 947, 949, 950, 961, 968;
36/83, 88, 89, 91, 92, 93, 25 R, 28, 29,
36/30 R, 30 A, 32 R, 34 R, 35 R, 34 A, 43,
36/44, 145, 153, 154, 155; D24/124, 126
CPC A43B 7/14; A43B 7/1405; A43B 7/141;
A43B 7/1415; A43B 7/142; A43B 7/1425;
A43B 7/143; A43B 7/1435; A43B 7/144;
A43B 7/145; A43B 7/1455; A43B 7/146;
A43B 7/1465; A43B 7/1475; A43B 7/148;
A43B 7/1485; A43B 7/149; A43B 7/28;
A43B 7/30; A43B 7/32; A43B 13/00; A43B
13/02; A43B 13/04; A43B 13/14; A43B
13/141; A43B 13/40; A43B 13/38; A43B
9/00; A43B 9/125; A43B 17/00; A43B
17/003; A43B 17/006; A43B 17/026; A43B
17/03; A43B 17/02; A43B 17/14
See application file for complete search history.

(56) **References Cited**

U.S. PATENT DOCUMENTS

D29,692 S * 11/1898 Haskell D2/961
D30,352 S * 3/1899 Borchardt D2/961

D30,973 S * 6/1899 Wiley D2/961
1,777,855 A * 10/1930 Oblak 36/43
1,780,574 A * 11/1930 Williams 36/43
2,254,711 A * 9/1941 Schur et al. 36/44
3,058,240 A * 10/1962 Osgood 36/91
3,257,742 A * 6/1966 Feinberg 36/44
4,627,177 A * 12/1986 Meyers 36/43
D297,282 S * 8/1988 Fox D2/961
D311,989 S * 11/1990 Parker et al. D2/947
D366,524 S * 1/1996 Chung D24/125
5,584,130 A * 12/1996 Perron 36/44
5,632,103 A * 5/1997 Suenaga 36/28
D388,242 S * 12/1997 Cole D2/961
5,958,546 A * 9/1999 Mardix et al. 428/71
D418,666 S * 1/2000 Brown D2/961
D513,358 S * 1/2006 Amado et al. D2/961

(Continued)

Primary Examiner — Elizabeth J Oswecki

(74) *Attorney, Agent, or Firm* — Ash Tankha; Lipton, Weinberger & Husick

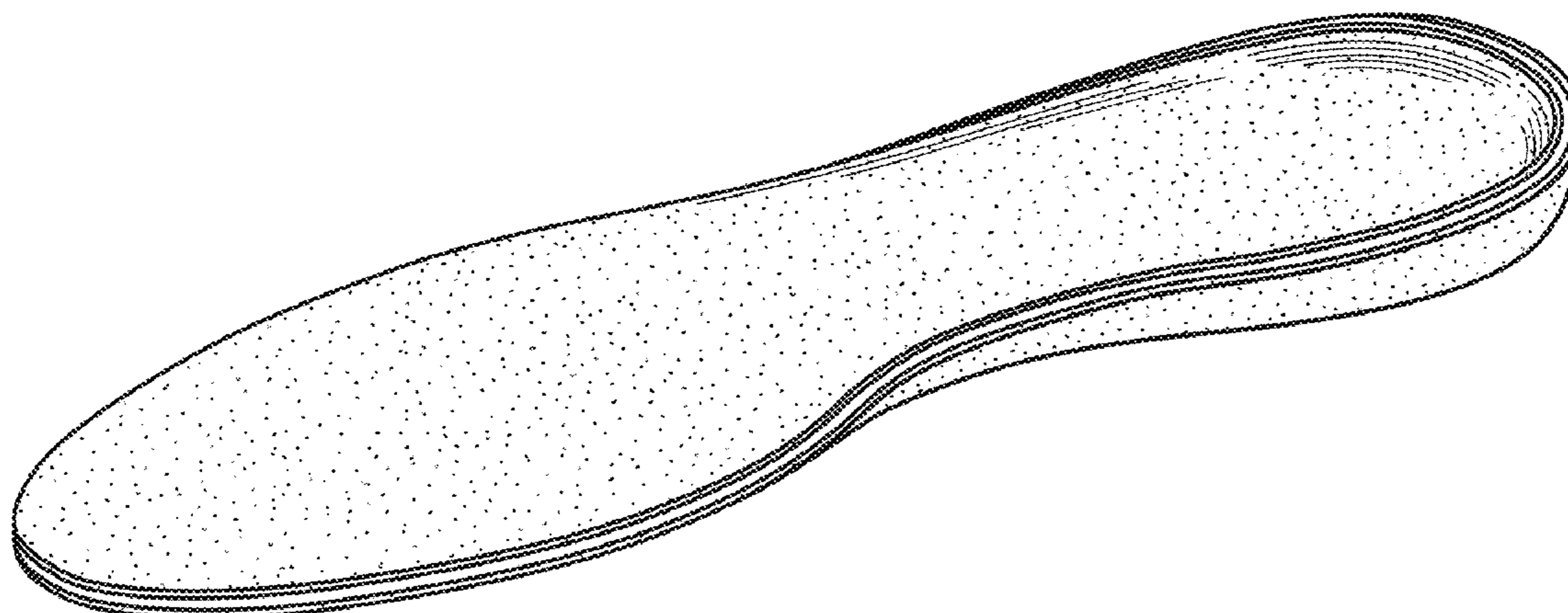
(57) **CLAIM**

The ornamental design for a removable non-slip insert for footwear, as shown and described.

DESCRIPTION

FIG. 1 is a perspective view of a removable non-slip insert for footwear showing my new design;
FIG. 2 is a top plan view thereof;
FIG. 3 is a cross sectional view thereof, taken along section line 3-3 in FIG. 2;
FIG. 4 is a bottom view thereof;
FIG. 5 is a front elevation view thereof;
FIG. 6 is a rear elevation view thereof;
FIG. 7 is a right side elevation view thereof;
FIG. 8 is a left side elevation view thereof; and,
FIG. 9 is a perspective view thereof, shown in a used condition with a shoe in broken lines.
The broken line showing of a piece of footwear in FIG. 9 is for the purpose of illustrating environment and forms no part of the claimed design.

1 Claim, 7 Drawing Sheets



(56)

References Cited

U.S. PATENT DOCUMENTS

D533,336 S *	12/2006	Walker	D2/961	8,151,487 B2 *	4/2012	McLinden	36/43
D535,811 S *	1/2007	Dananberg	D2/961	D693,548 S *	11/2013	Yudelowitz	D2/951
D545,532 S *	7/2007	Sawtelle et al.	D2/947	D699,424 S *	2/2014	Hamm	D2/961
D556,990 S *	12/2007	Cabados	D2/961	D699,425 S *	2/2014	Coleman et al.	D2/961
D577,884 S *	10/2008	Swilley, Sr.	D2/961	D710,629 S *	8/2014	Franco	D6/608
D615,742 S *	5/2010	Vasyli	D2/961	D722,757 S *	2/2015	Vasyli	D2/961
				D731,766 S *	6/2015	Ellis	D2/947
				2002/0056208 A1 *	5/2002	Brown	36/44
				2012/0317838 A1 *	12/2012	Segel	36/91

* cited by examiner

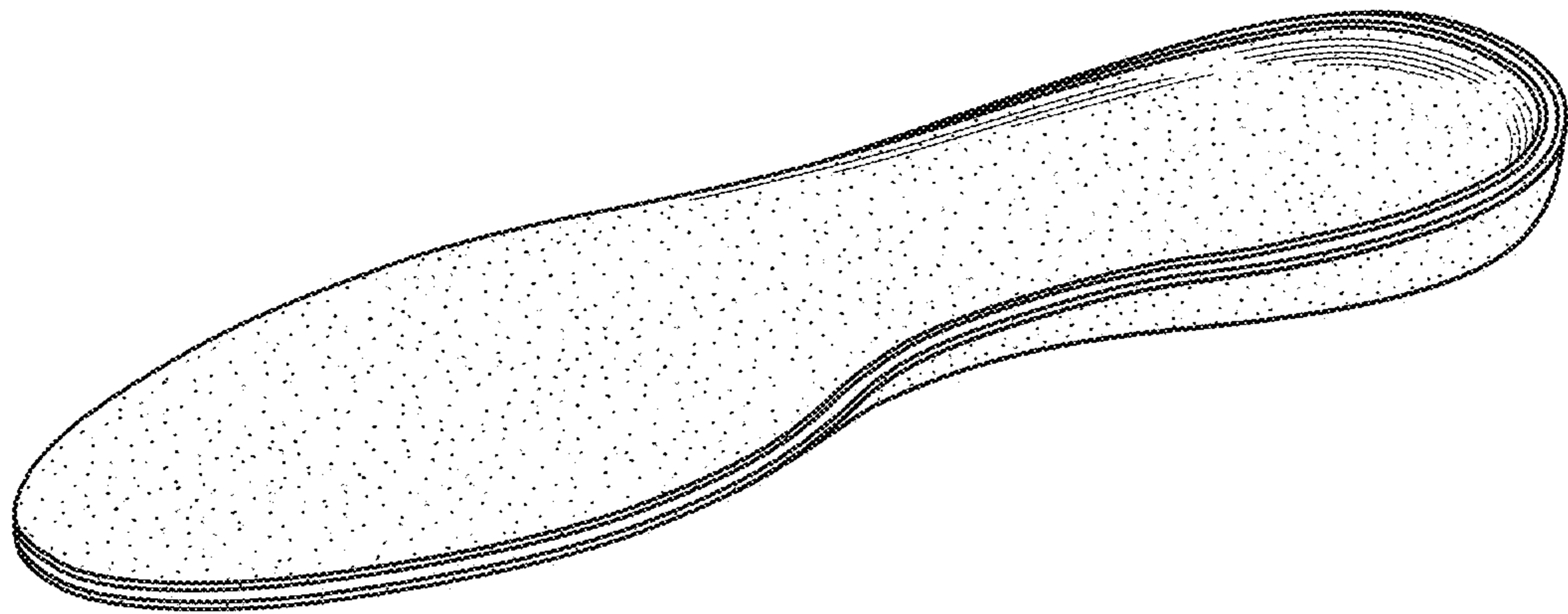


FIG. 1

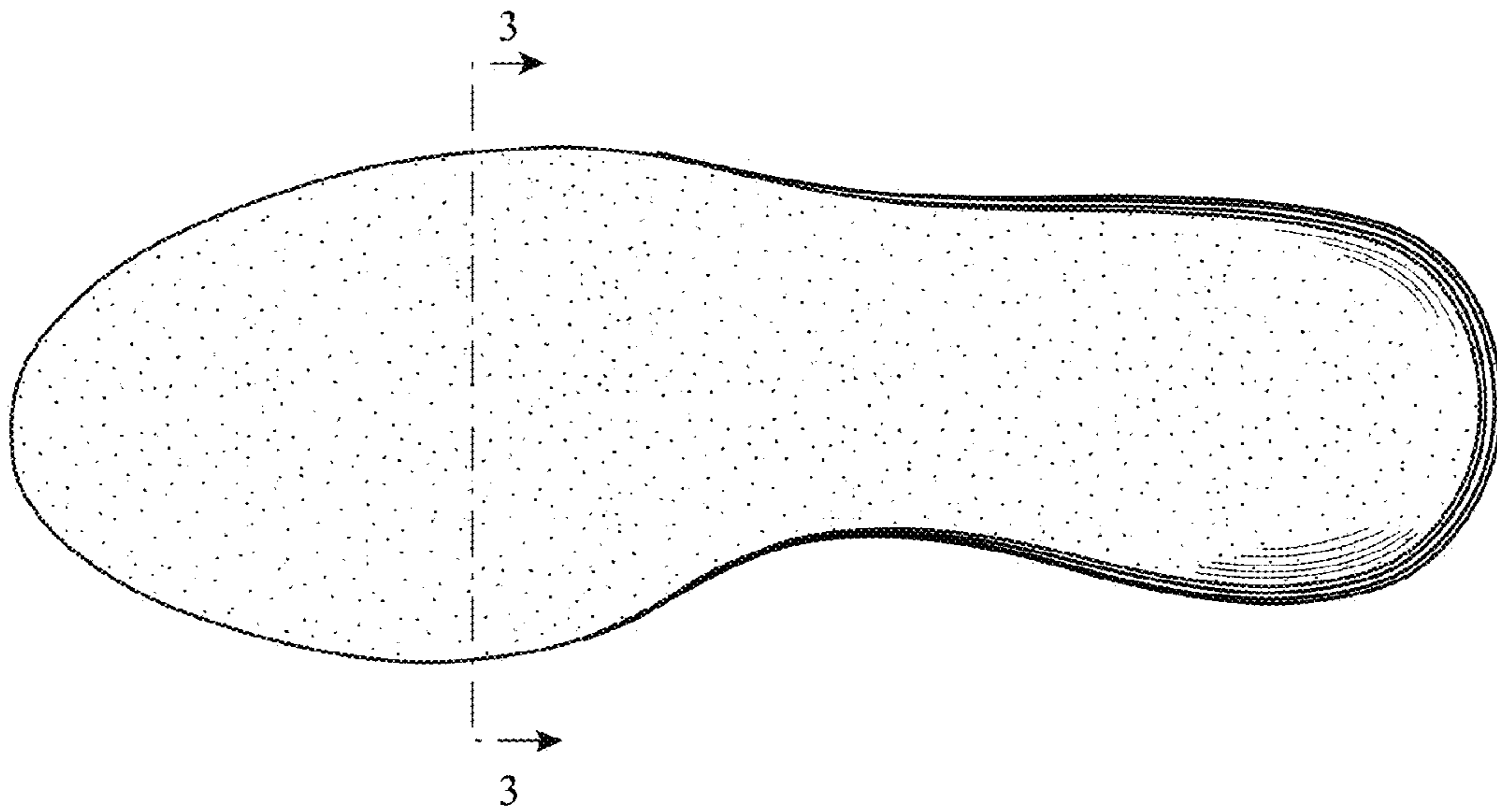


FIG. 2



FIG. 3

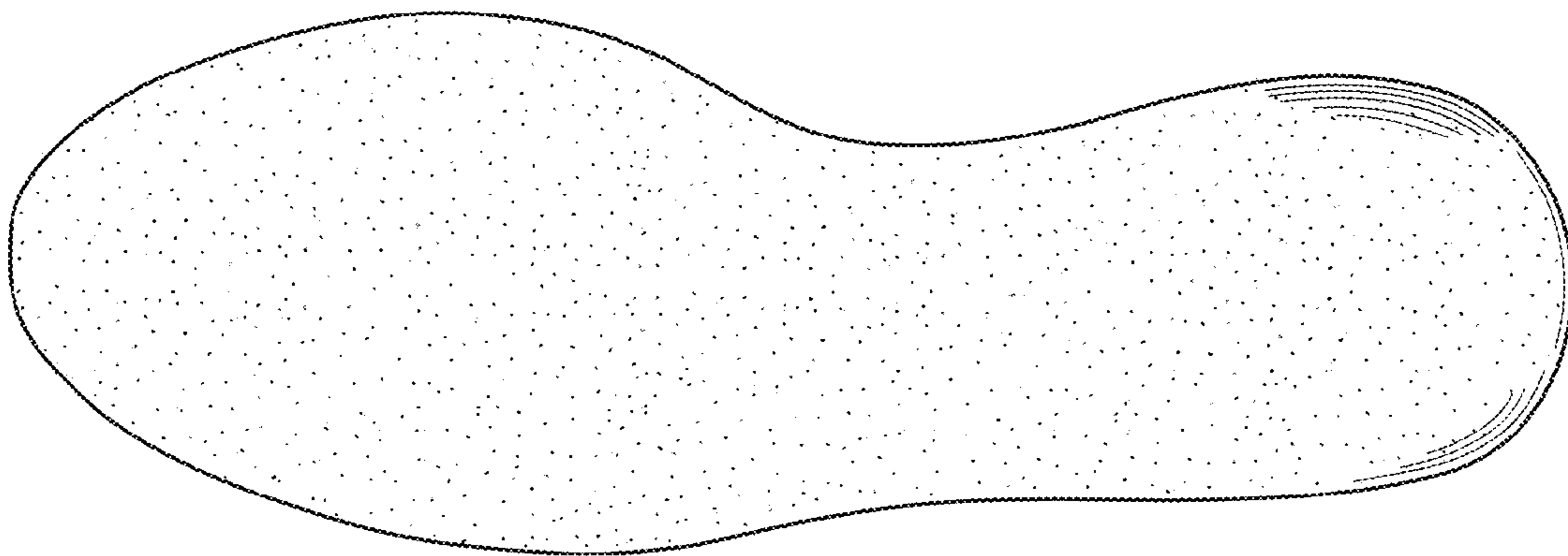


FIG. 4




FIG. 5




FIG. 6




FIG. 7




FIG. 8

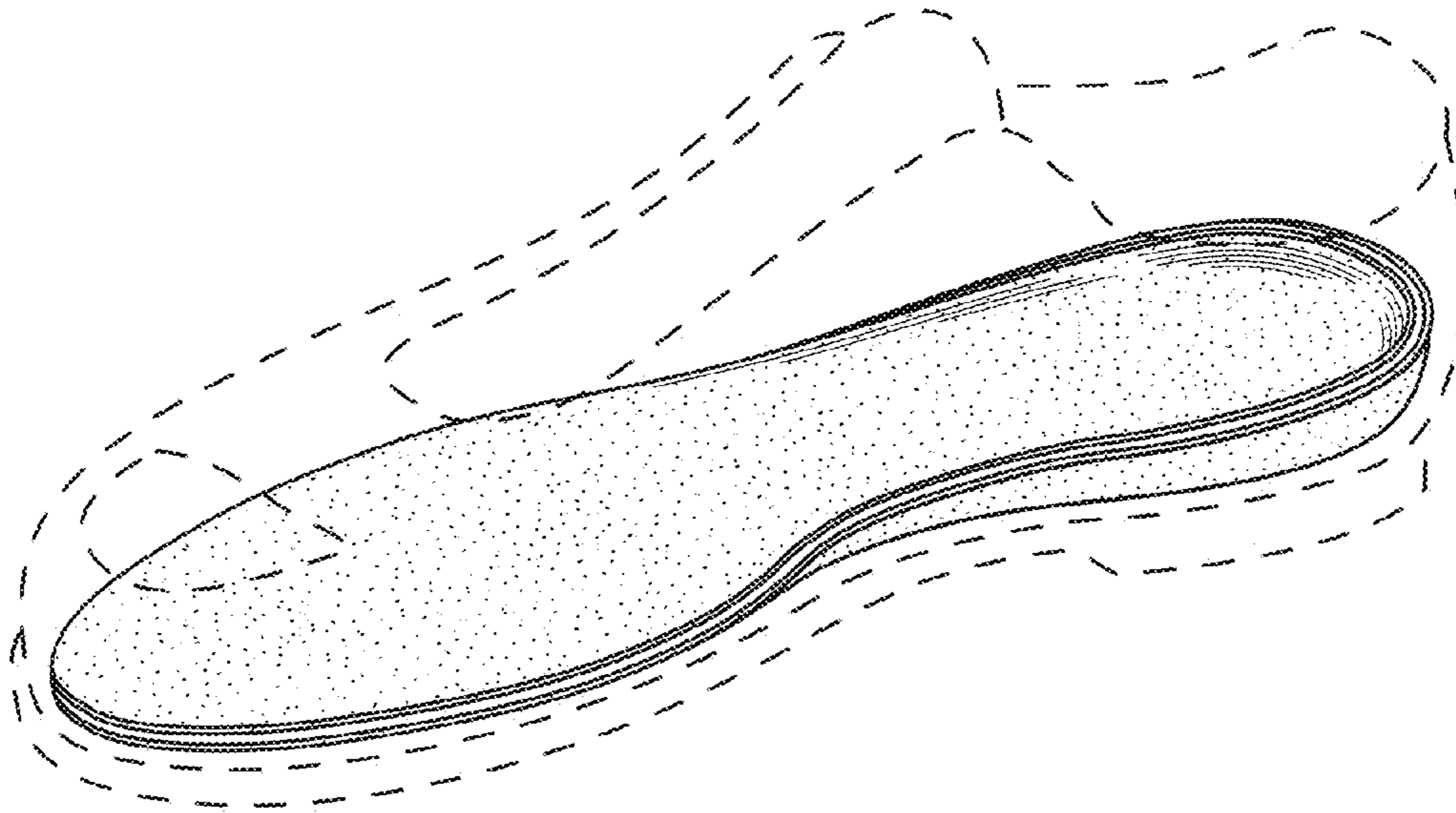


FIG. 9