



US00D746031S

(12) **United States Design Patent**
Smith

(10) **Patent No.:** **US D746,031 S**
(45) **Date of Patent:** **** Dec. 29, 2015**

(54) **SHOE SOLE**

(71) Applicant: **Zumba Fitness, LLC**, Hallandale, FL
(US)

(72) Inventor: **Justin Ray Smith**, Brooklyn, NY (US)

(73) Assignee: **Zumba Fitness LLC**, Hallandale, FL
(US)

(**) Term: **14 Years**

(21) Appl. No.: **29/489,912**

(22) Filed: **May 5, 2014**

(51) **LOC (10) Cl.** **02-04**

(52) **U.S. Cl.**
USPC **D2/953**; D2/951; D2/960

(58) **Field of Classification Search**
USPC D2/902, 906, 908, 916, 918, 925,
D2/946-962, 977; 36/3 B, 22 R, 24.5, 25 R,
36/28, 32 R, 34 R, 59 C, 67 A, 103
CPC A43B 13/00; A43B 13/02; A43B 13/023;
A43B 13/026; A43B 13/04; A43B 13/08;
A43B 13/10; A43B 13/12; A43B 13/14;
A43B 13/141; A43B 13/143; A43B 13/16;
A43B 13/18; A43B 13/181; A43B 13/187;
A43B 13/189; A43B 13/20; A43B 13/22;
A43B 13/223; A43B 13/24; A43B 13/28;
A43B 13/30; A43B 13/32; A43B 13/34;
A43B 13/36

See application file for complete search history.

(56) **References Cited**

U.S. PATENT DOCUMENTS

- 5,325,611 A * 7/1994 Dyer A43B 13/12
36/27
- D356,670 S * 3/1995 Mitsui D2/956
- 5,647,145 A * 7/1997 Russell A43B 13/026
36/25 R
- 6,219,939 B1 * 4/2001 Kita A43B 13/18

- D508,160 S * 8/2005 Sonnergren D2/953
- D512,827 S * 12/2005 Usuki D2/947
- D514,286 S * 2/2006 Kayano D2/953
- D643,198 S * 8/2011 Young D2/953
- D712,643 S * 9/2014 Seo D2/951
- D721,882 S * 2/2015 Vasyli D2/961
- 8,973,290 B2 * 3/2015 Howley A43B 13/14
36/107
- D728,916 S * 5/2015 Vasyli D2/961
- 9,032,645 B2 * 5/2015 Stauffer A43C 15/00
36/67 R
- D731,159 S * 6/2015 Schoenhaus D2/951
- 9,149,087 B2 * 10/2015 Abshire A43B 7/1425
36/107
- 2012/0110874 A1 * 5/2012 Langvin A43B 3/26
36/25 R
- 2014/0047740 A1 * 2/2014 Tucker A43B 13/145
36/103
- 2014/0259785 A1 * 9/2014 Lester A43B 13/026
36/102
- 2015/0013185 A1 * 1/2015 Elder A43B 13/14
36/83

* cited by examiner

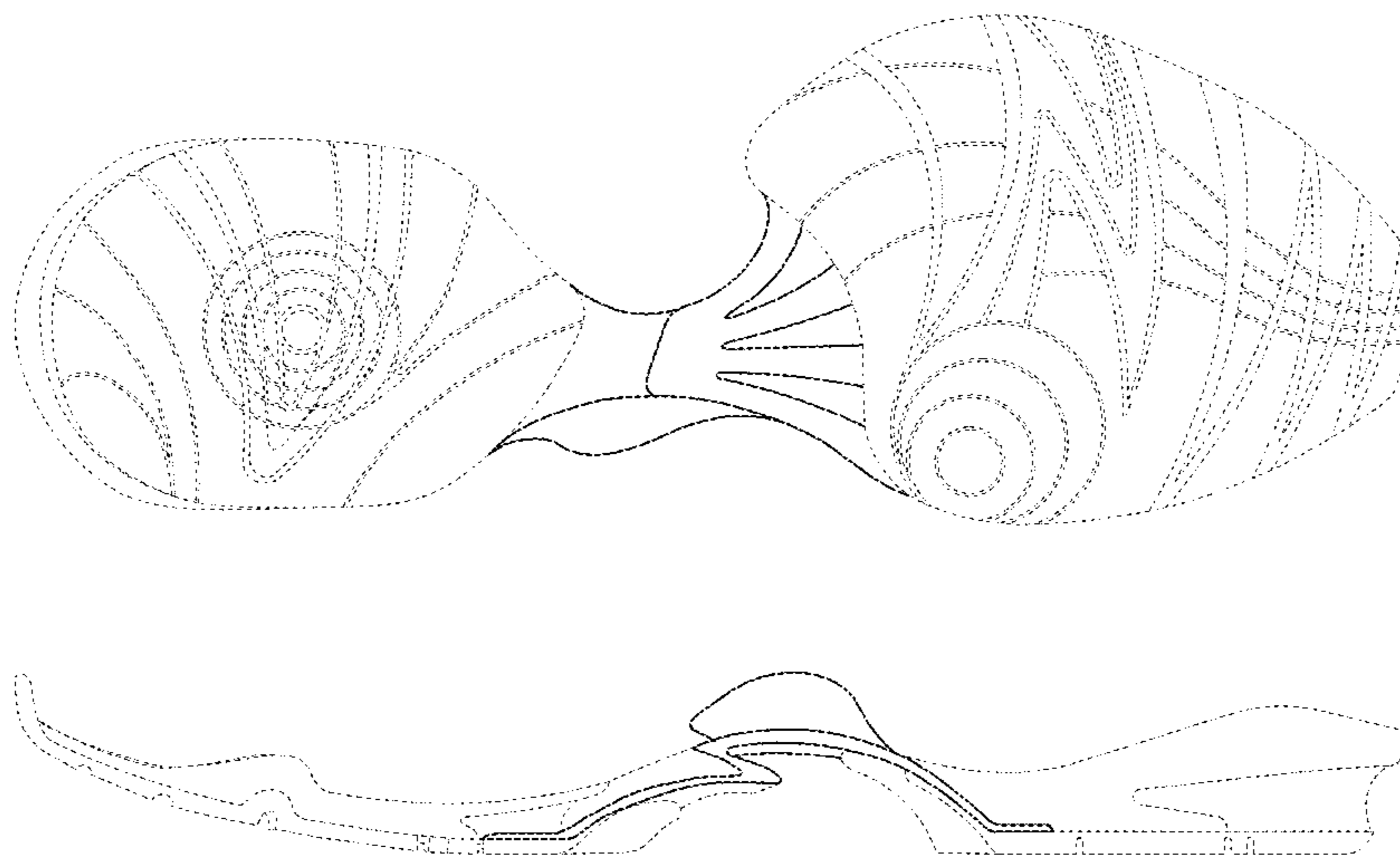
Primary Examiner — T. Chase Nelson
(74) *Attorney, Agent, or Firm* — Arnold & Porter LLP

(57) **CLAIM**
The ornamental design for a shoe sole, as shown and described.

DESCRIPTION

FIG. 1 is a perspective view of a shoe sole;
FIG. 2 is a plan view thereof;
FIG. 3 is a right side elevational view thereof;
FIG. 4 is a left side elevational view thereof;
FIG. 5 is a front elevational view thereof; and,
FIG. 6 is a rear elevational view thereof.
The elements shown in broken lines in the drawings depict portions of the shoe sole that form no part of the claimed design.

1 Claim, 4 Drawing Sheets



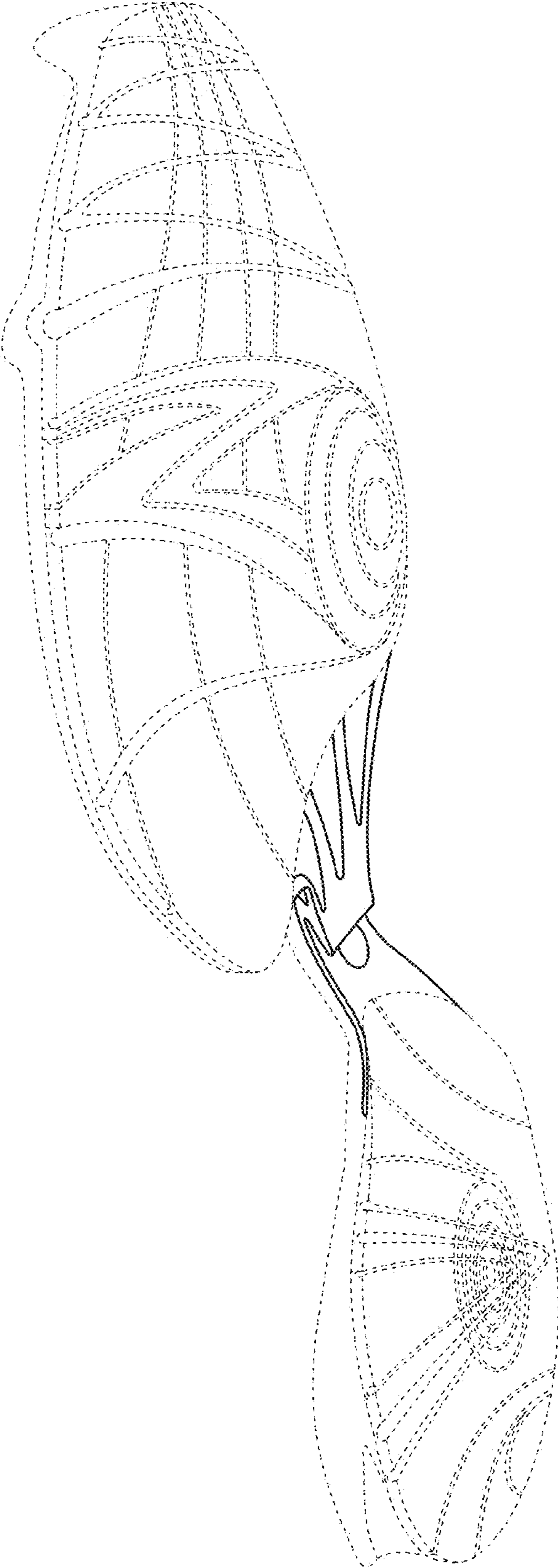


FIG. 1

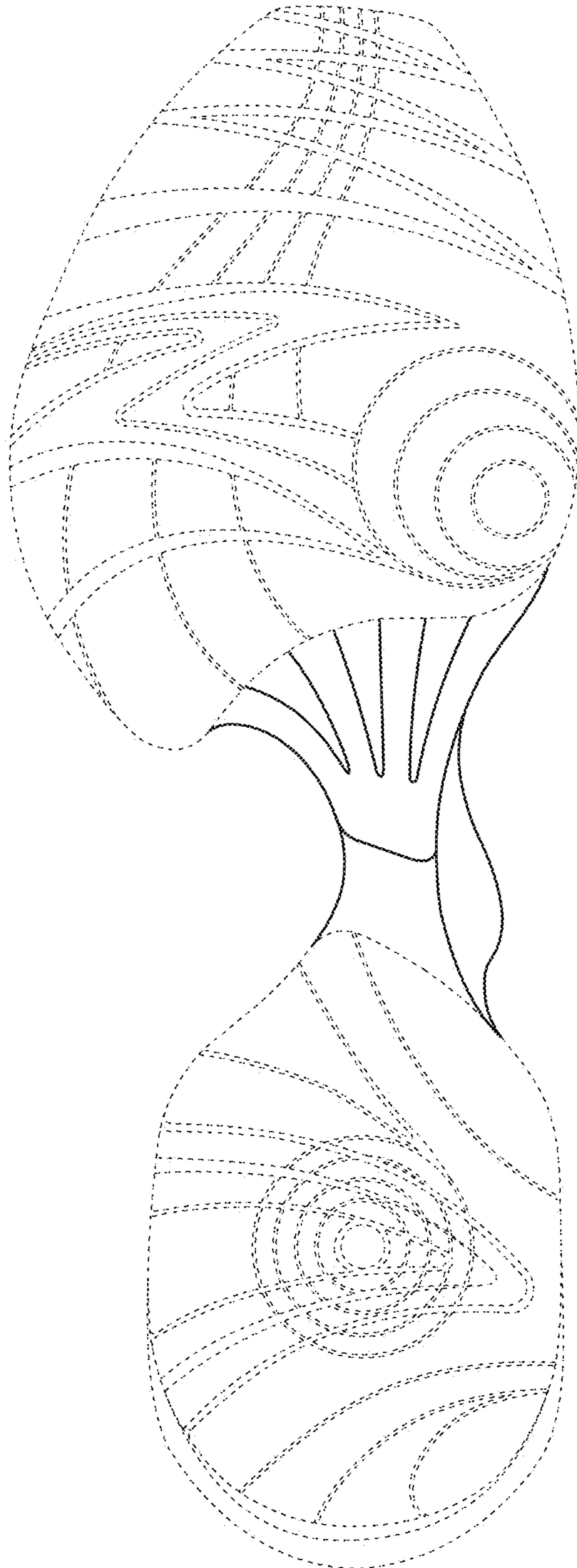


FIG. 2




FIG. 3




FIG. 4




FIG. 5




FIG. 6