



US00D746013S

(12) **United States Design Patent**
Rekow et al.

(10) **Patent No.:** **US D746,013 S**

(45) **Date of Patent:** **** Dec. 22, 2015**

(54) **OVERHEAD GUARD FOR A LIFT TRUCK**

(56) **References Cited**

(71) Applicant: **Crown Equipment Corporation**, New Bremen, OH (US)

U.S. PATENT DOCUMENTS

(72) Inventors: **Craig J. Rekow**, Troy, OH (US); **Trisha M. Luthman**, Covington, OH (US); **Roger J. Quinlan**, Troy, OH (US); **Matthew J. Otto**, New Bremen, OH (US); **Jason L. Seitz**, Decatur, IN (US)

6,189,955	B1 *	2/2001	Fryk et al.	296/190.08
6,209,949	B1 *	4/2001	Sakyo et al.	296/190.08
D441,936	S *	5/2001	Brandt et al.	D34/28
6,325,450	B2 *	12/2001	Sakyo et al.	296/190.08
6,409,254	B2 *	6/2002	Tiziano	296/190.08
D479,536	S *	9/2003	Dahl et al.	D15/30
D571,074	S	6/2008	Buchmann et al.	
2002/0011743	A1 *	1/2002	Tiziano	296/190.08
2002/0079721	A1 *	6/2002	Colliar et al.	296/190.08
2006/0017308	A1 *	1/2006	Kojima et al.	296/190.03

(73) Assignee: **Crown Equipment Corporation**, New Bremen, OH (US)

* cited by examiner

(**) Term: **14 Years**

Primary Examiner — Cynthia Ramirez

Assistant Examiner — Gino Colan

(21) Appl. No.: **29/497,814**

(74) *Attorney, Agent, or Firm* — Stevens & Showalter LLP

(22) Filed: **Jul. 29, 2014**

(57) **CLAIM**

(51) **LOC (10) Cl.** **12-05**

The ornamental design for an overhead guard for a lift truck, as shown.

(52) **U.S. Cl.**

DESCRIPTION

USPC **D34/35**

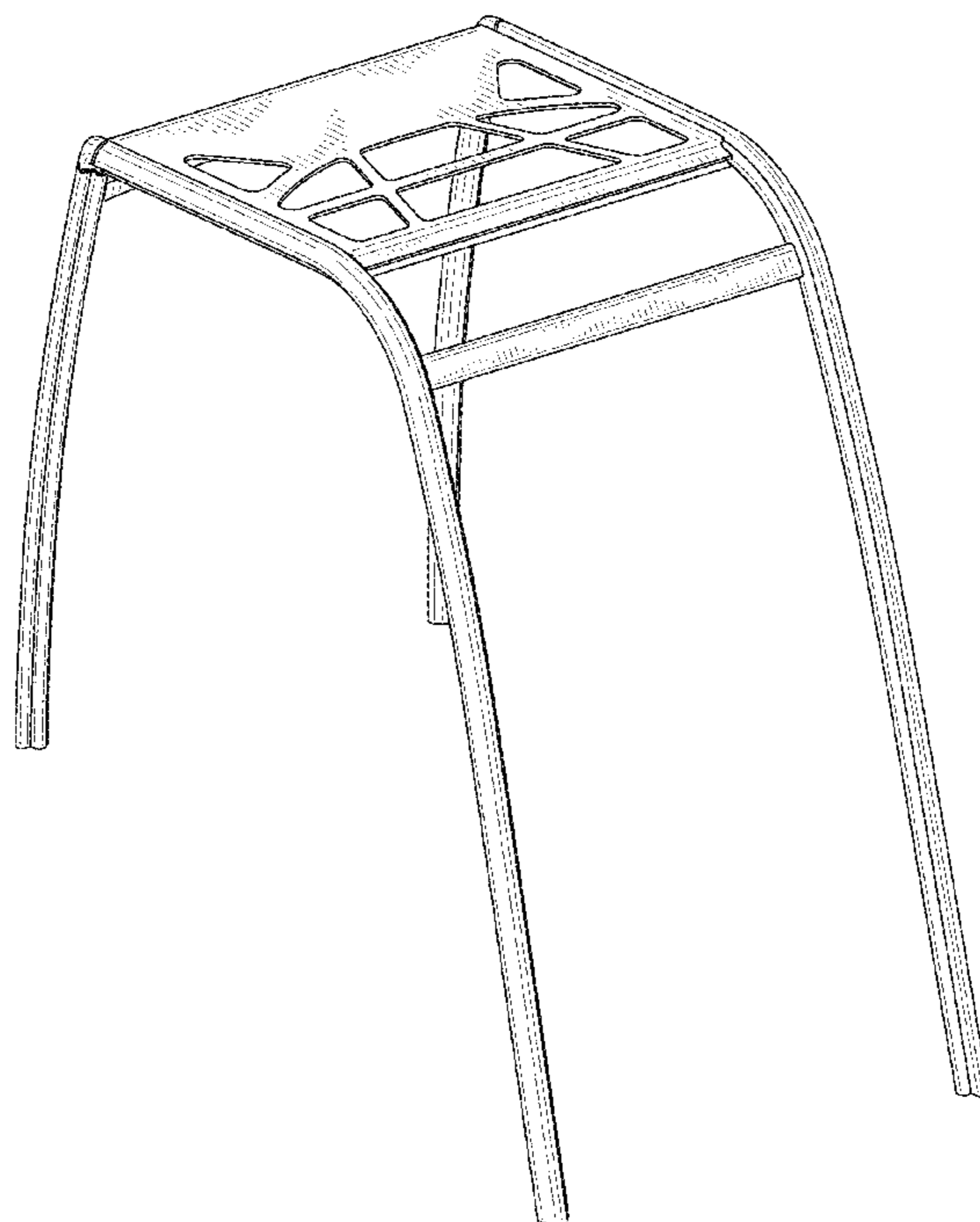
(58) **Field of Classification Search**

USPC D34/28-37; D15/10-33; 180/89.1, 180/89.12, 235, 900, 89.17; 296/193.03, 296/193.08, 79, 190.08, 190.03, 210, 202; 172/611, 776; 414/694, 699, 722-724, 414/680, 660, 685, 465
CPC B66F 9/24; B66F 9/07563; B66F 17/003; B66F 9/105; B66F 9/07545; B66F 9/12; B66F 9/146; B66F 9/195

FIG. 1 is a perspective view of the overhead guard for a lift truck showing our new design;
FIG. 2 is a front elevational view thereof;
FIG. 3 is a rear elevational view thereof;
FIG. 4 is a left elevational view thereof;
FIG. 5 is a right elevational view thereof;
FIG. 6 is a top view thereof; and,
FIG. 7 is a bottom view thereof.

See application file for complete search history.

1 Claim, 6 Drawing Sheets



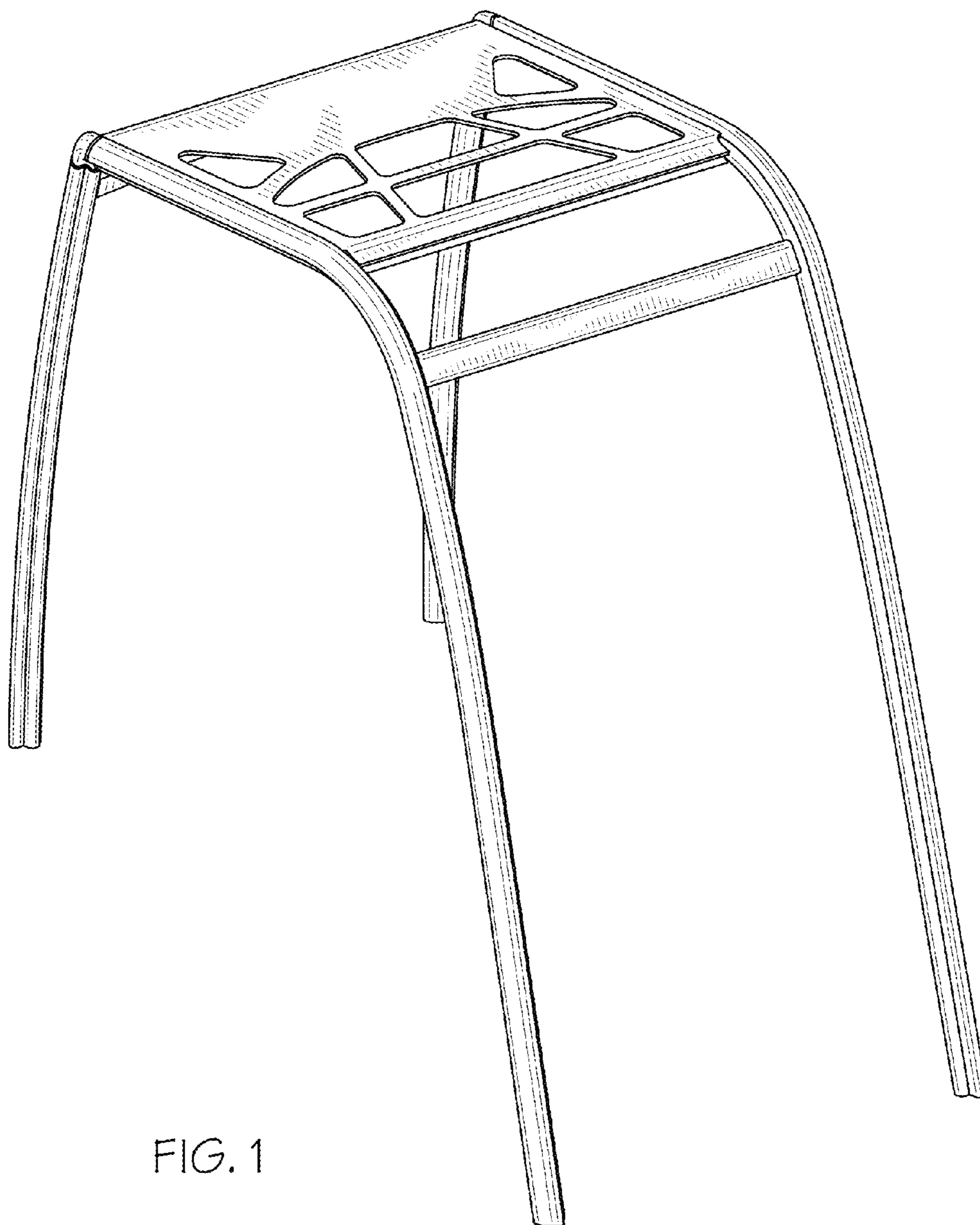


FIG. 1




FIG. 2


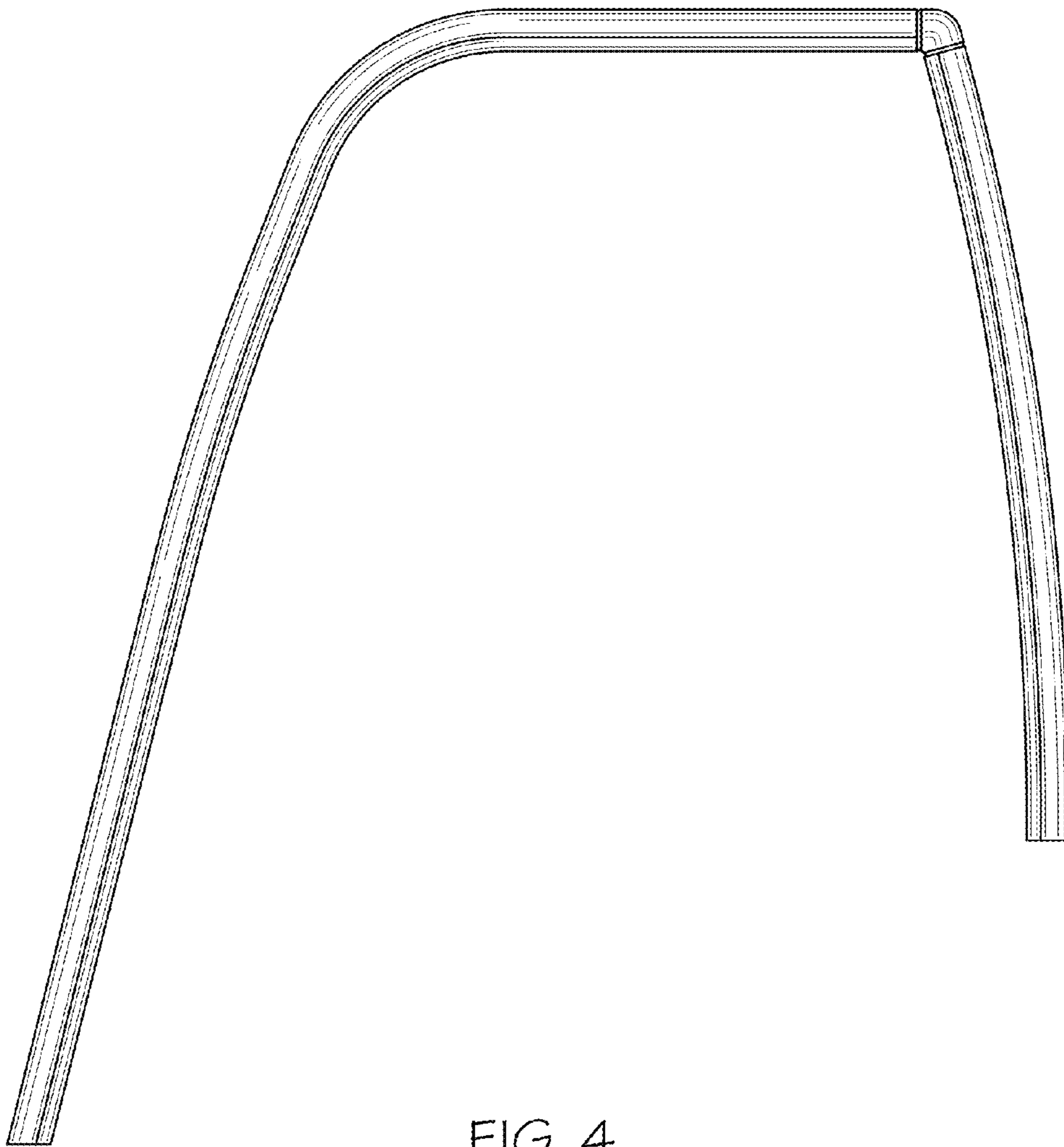


FIG. 3



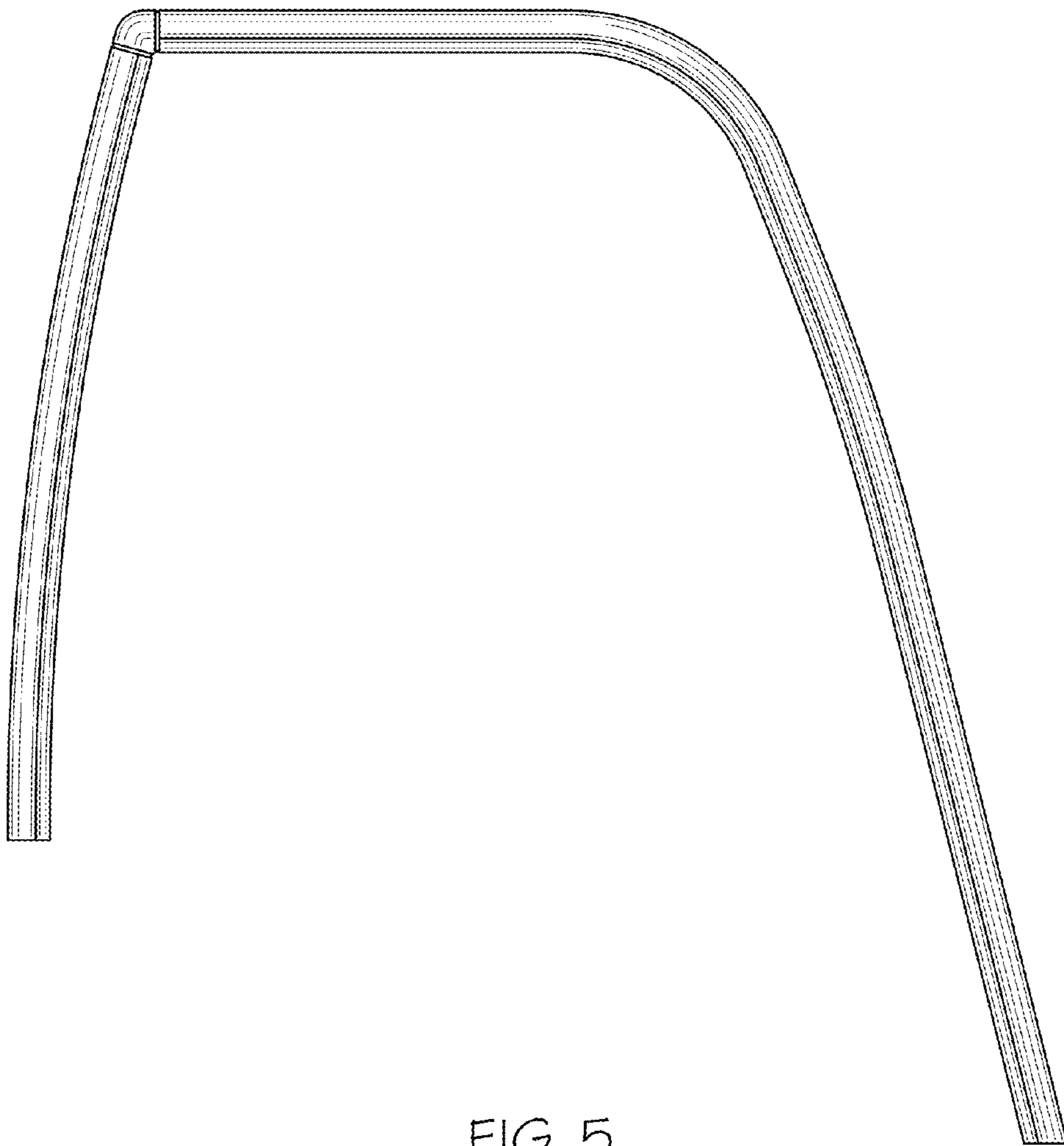


FIG. 5

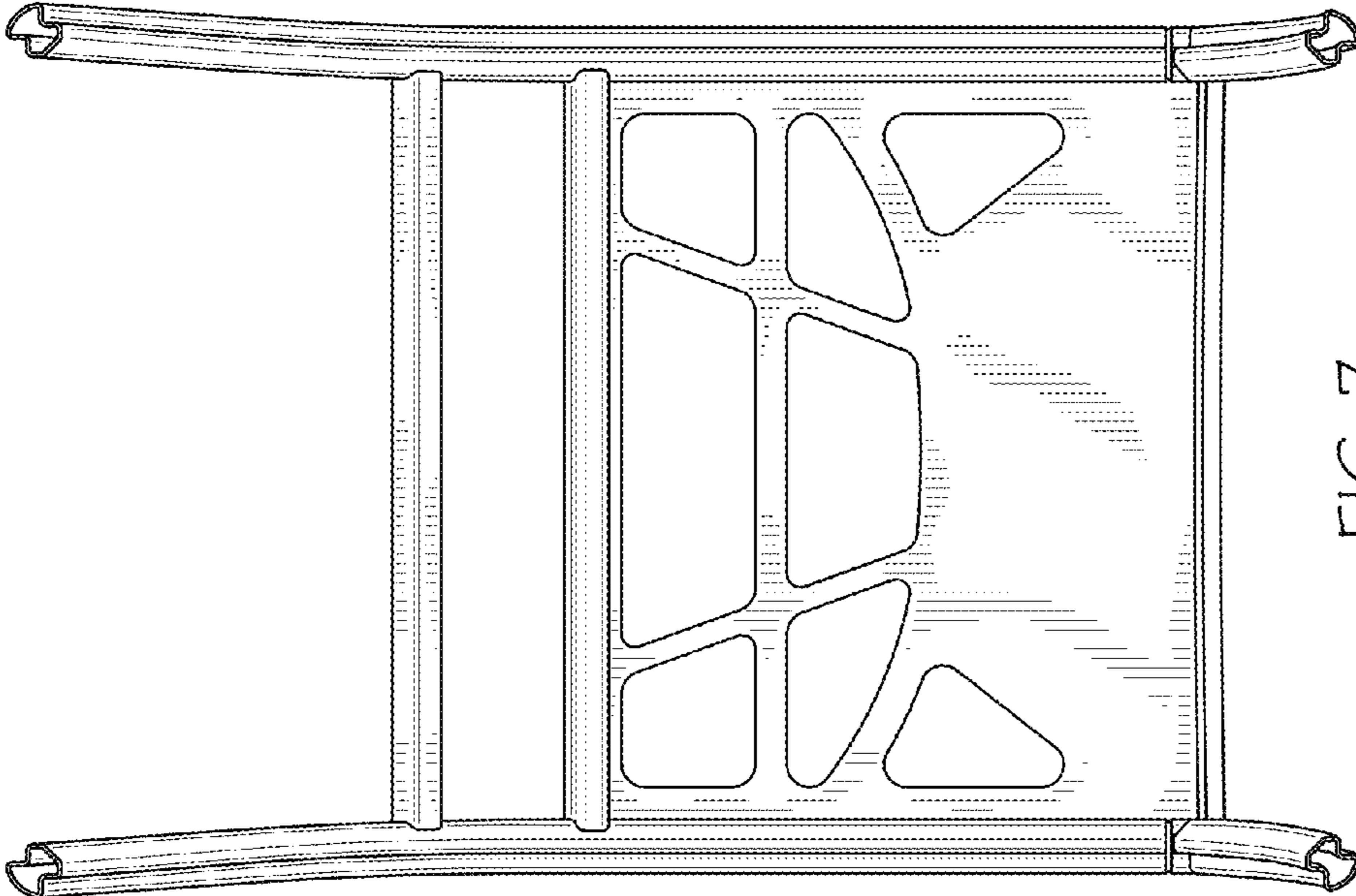


FIG. 7

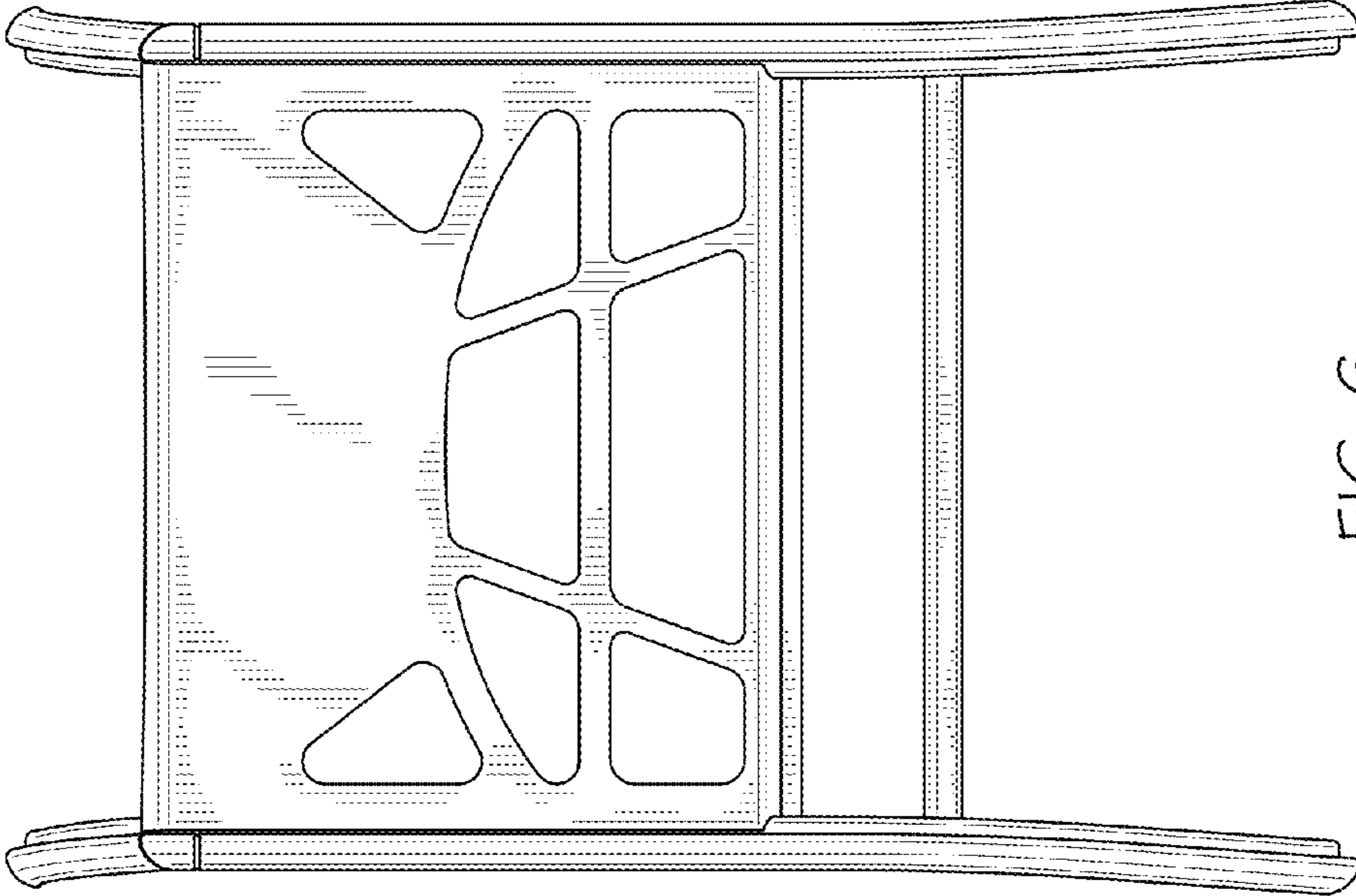


FIG. 6