



US00D746003S

(12) **United States Design Patent**
Shin et al.

(10) **Patent No.:** **US D746,003 S**

(45) **Date of Patent:** **** *Dec. 22, 2015**

(54) **DISHWASHER**

(71) Applicant: **Samsung Electronics Co., Ltd.**,
Suwon-si (KR)

(72) Inventors: **Ji-Young Shin**, Seoul (KR); **Jae-Jun Kim**, Seoul (KR); **Jae-Moon Lee**, Seoul (KR)

(73) Assignee: **SAMSUNG ELECTRONICS CO., LTD.** (KR)

(*) Notice: This patent is subject to a terminal disclaimer.

(**) Term: **14 Years**

(21) Appl. No.: **29/494,379**

(22) Filed: **Jun. 19, 2014**

(30) **Foreign Application Priority Data**

Dec. 20, 2013 (KR) 30-2013-0064495

(51) **LOC (10) Cl.** **15-05**

(52) **U.S. Cl.**
USPC **D32/2**

(58) **Field of Classification Search**
USPC D32/1, 2; D15/91; D7/405-406
CPC . A47L 15/00; A47L 15/0002; A47L 15/0005;
A47L 15/0007; A47L 15/0076
See application file for complete search history.

(56) **References Cited**

U.S. PATENT DOCUMENTS

D495,102 S * 8/2004 Kaczmarek D32/3
D511,870 S * 11/2005 Paik D32/2
D512,543 S * 12/2005 Jeong D32/2

D513,548 S * 1/2006 Jeong D32/2
D521,195 S * 5/2006 Park et al. D32/2
D540,497 S * 4/2007 Song D32/2
D559,478 S * 1/2008 Jung et al. D32/2
D571,062 S * 6/2008 Suh et al. D32/2
D580,460 S * 11/2008 Crookshanks D15/91
D622,915 S * 8/2010 Crookshanks et al. D32/3
D649,833 S * 12/2011 Browne et al. D7/405
D703,395 S * 4/2014 Choi et al. D32/2
2004/0201337 A1 * 10/2004 Wuestefeld et al. 312/311
2008/0163906 A1 * 7/2008 Lee 134/57 DL
2008/0272267 A1 * 11/2008 Kristensson et al. 248/675
2009/0139544 A1 * 6/2009 Ahn et al. 134/18
2011/0031856 A1 * 2/2011 Haltmayer et al. 312/228
2011/0146734 A1 * 6/2011 Rappette 134/198

* cited by examiner

Primary Examiner — T. Chase Nelson

Assistant Examiner — Michelle E Wilson

(74) *Attorney, Agent, or Firm* — Cantor Colburn LLP

(57) **CLAIM**

The ornamental design for a dishwasher, as shown and described.

DESCRIPTION

FIG. 1 is a perspective view of a dishwasher, showing our new design;
FIG. 2 is a front elevation view thereof;
FIG. 3 is a rear elevation view thereof;
FIG. 4 is a side elevation view thereof;
FIG. 5 is a another side elevation view thereof;
FIG. 6 is a top plan view thereof; and,
FIG. 7 is a bottom plan view thereof.
The broken lines are for environmental purpose only and form no part of the claimed design.

1 Claim, 7 Drawing Sheets

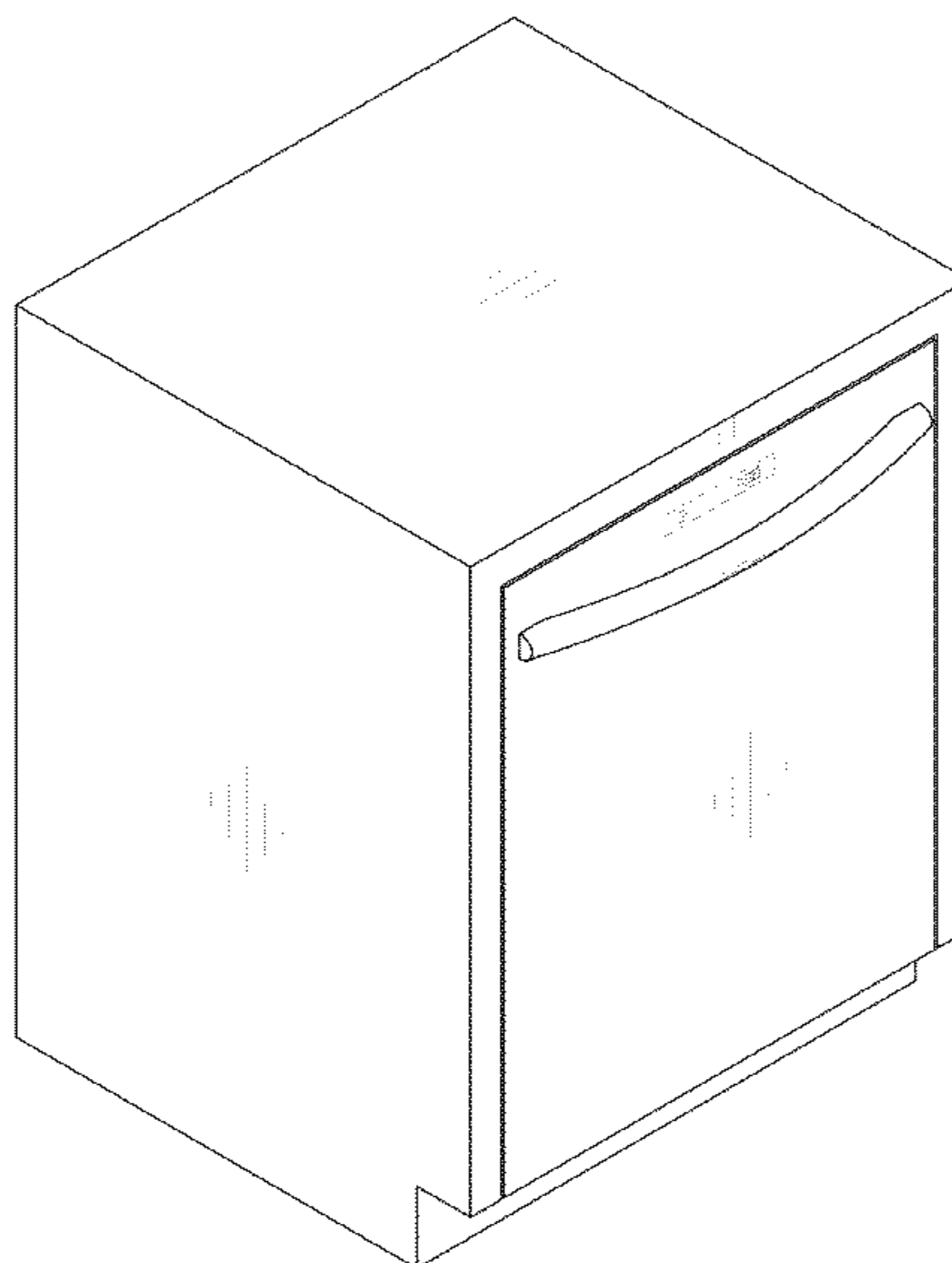


FIG. 1

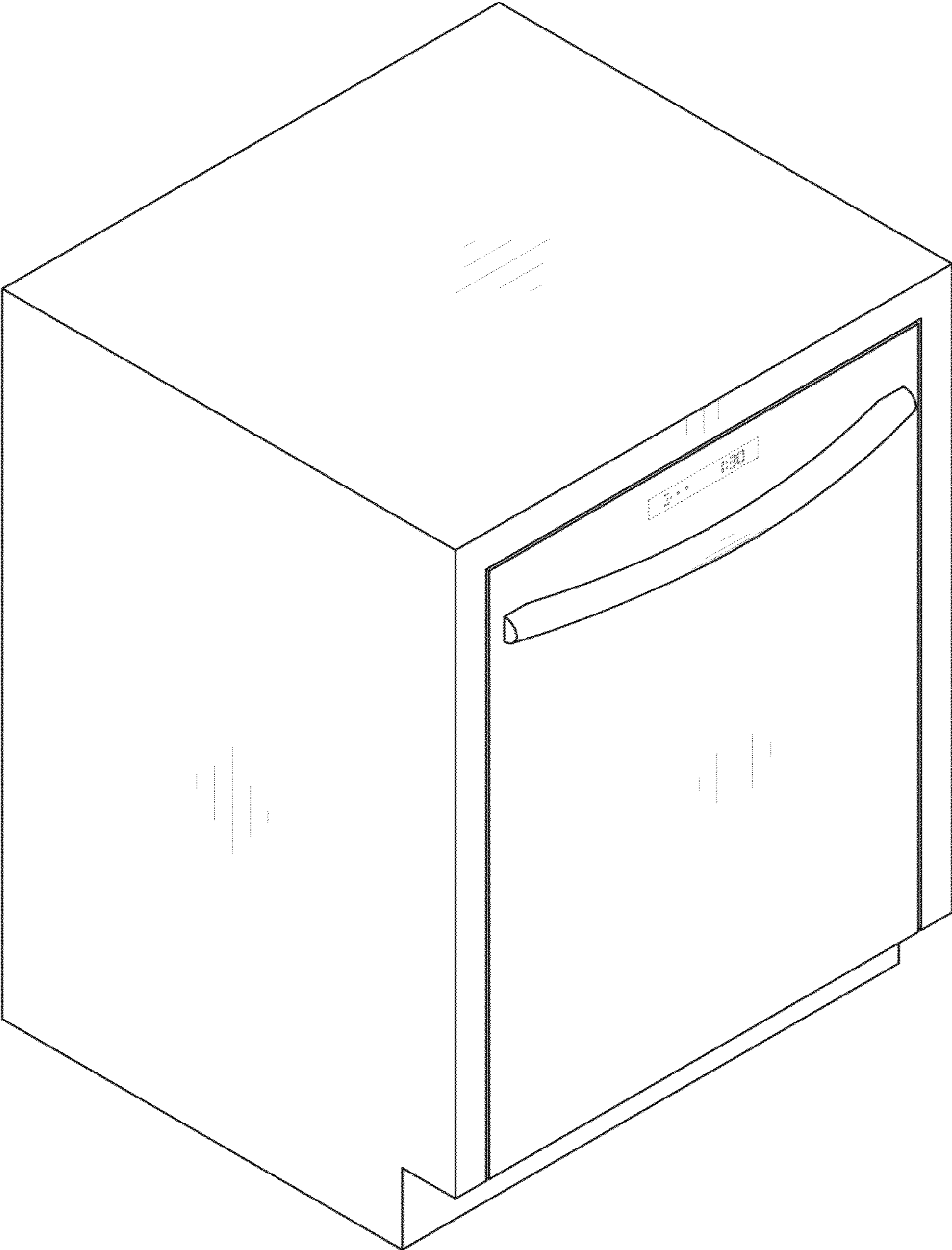


FIG. 2




FIG. 3




FIG. 4




FIG. 5




FIG. 6




FIG. 7

