



US00D745999S

(12) **United States Design Patent**
Sood

(10) **Patent No.:** **US D745,999 S**
(45) **Date of Patent:** **** Dec. 22, 2015**

(54) **AMBIDEXTROUS GLOVE WITH CIRCULAR DEPRESSION SURFACE TEXTURE**

(71) Applicant: **Eclipse Safety Limited**, Hong Kong (HK)

(72) Inventor: **Rajeev Kumar Sood**, Bangkok (TH)

(**) Term: **14 Years**

(21) Appl. No.: **29/500,284**

(22) Filed: **Aug. 23, 2014**

(51) **LOC (10) Cl.** **02-06**

(52) **U.S. Cl.**
USPC **D29/117.2**

(58) **Field of Classification Search**

USPC D2/610, 613, 615, 616, 617, 618, 623;
D28/63; D29/113, 114, 117.1, 117.2,
D29/118, 119, 122, 123; D32/40, 41, 42, 43
CPC ... A41D 13/08; A41D 19/00; A41D 19/0003;
A41D 19/0024; A41D 19/0055; A41D
19/0058; A41D 19/0062; A41D 19/015;
A41D 19/01505; A41D 19/01547; A41D
19/01558

See application file for complete search history.

(56) **References Cited**

U.S. PATENT DOCUMENTS

4,061,709	A	12/1977	Miller et al.	
5,794,266	A *	8/1998	Han	A41D 19/0062 2/159
6,081,928	A	7/2000	Bourne	
D446,368	S *	8/2001	Pizarro	D28/63
6,675,392	B2	1/2004	Albert	
6,941,580	B2	9/2005	Kolcio et al.	
D530,058	S *	10/2006	Kishihara	D2/623
7,229,670	B2 *	6/2007	Williams	A41D 19/01547 427/282
D560,040	S *	1/2008	VanErmen	D29/117.2
D560,314	S *	1/2008	VanErmen	D29/117.2
7,356,852	B2	4/2008	Thai	
D602,207	S	10/2009	Hull	
D605,377	S *	12/2009	House	D2/617
7,788,737	B2 *	9/2010	Baker	A41D 19/0003 2/161.6
D633,673	S *	3/2011	McKnight	D32/40
7,904,969	B2	3/2011	Greenfield	

8,028,348	B2 *	10/2011	Hull	A41D 19/0058 2/159
D649,328	S *	11/2011	Copeland	D2/617
8,302,216	B2	11/2012	Hull	
8,495,764	B2	7/2013	Hull	
D734,561	S *	7/2015	Steidle	D29/118
2006/0150300	A1	7/2006	Hassan et al.	
2011/0030121	A1	2/2011	Smalls	
2012/0324623	A1 *	12/2012	Cabauy	A41D 19/01558 2/167

* cited by examiner

Primary Examiner — Karen E. Eldridge Powers

Assistant Examiner — Jasmine Mlinarcik

(74) *Attorney, Agent, or Firm* — PatentFile, LLC; Bradley C. Fach

(57) **CLAIM**

The ornamental design for an ambidextrous glove with circular depression surface texture, as shown and described.

DESCRIPTION

FIG. 1 is a front elevation view of an ambidextrous glove with circular depression surface texture wherein the dashed lines indicate the bounds of the detail view shown in FIG. 7;

FIG. 2 is a rear elevation view thereof;

FIG. 3 is a right side elevation view thereof;

FIG. 4 is a left side elevation view thereof;

FIG. 5 is a top plan view thereof;

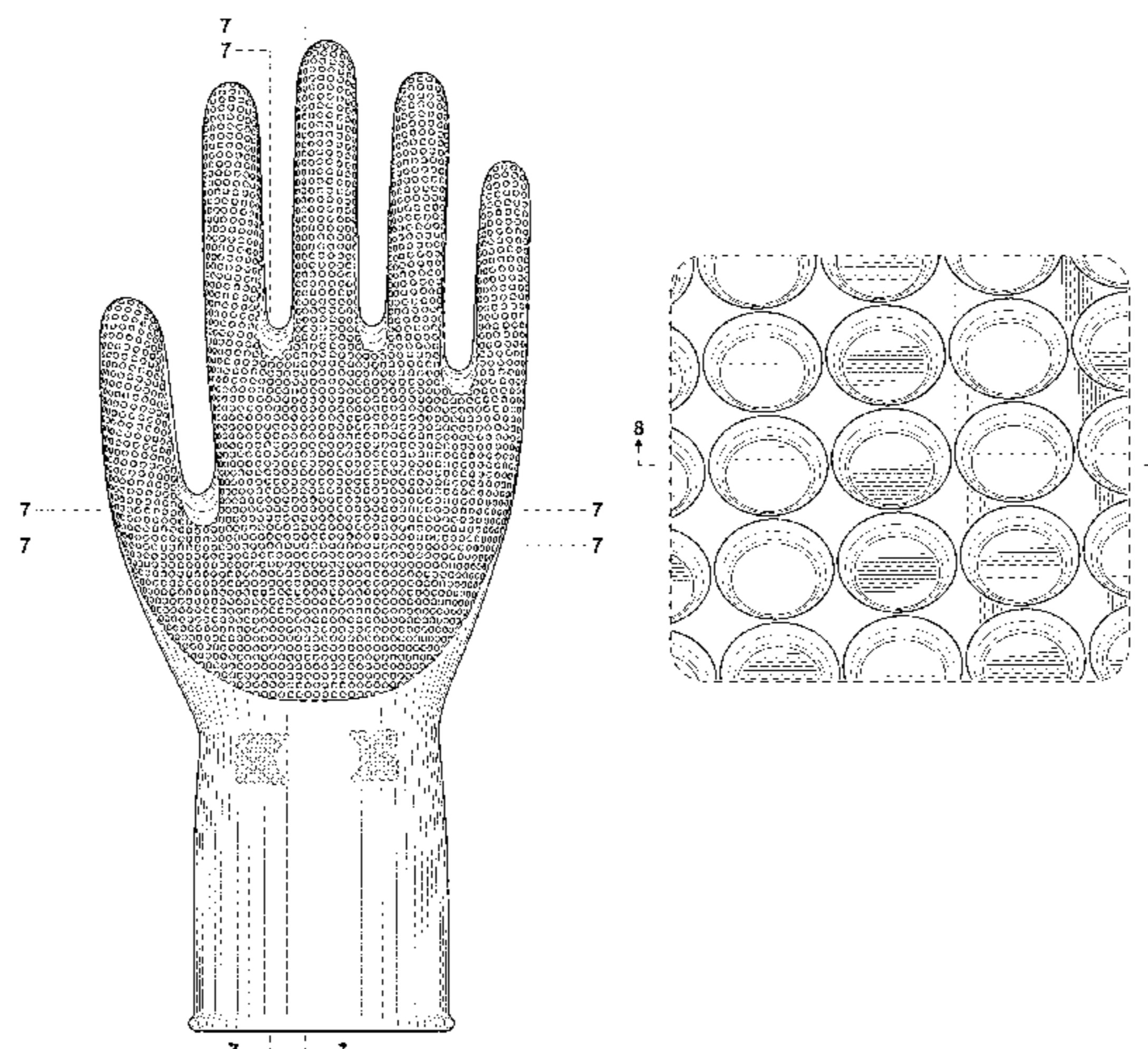
FIG. 6 is a bottom plan view thereof;

FIG. 7 is a close-up detailed view showing the textured surface of an ambidextrous glove with circular depression surface texture taken from line 7-7 of FIG. 1; and,

FIG. 8 is a close-up cross-sectional view showing the textured surface of an ambidextrous glove with circular depression surface texture taken from line 8-8 of FIG. 7.

The broken lines on the wrist portions in FIGS. 1-4 represent environmental structure and form no part of the claimed design. The broken line surrounding the enlarged detail view in FIG. 7 illustrates the boundaries of the detail view taken from line 7-7 of FIG. 1 and forms no part of the claimed design.

1 Claim, 5 Drawing Sheets



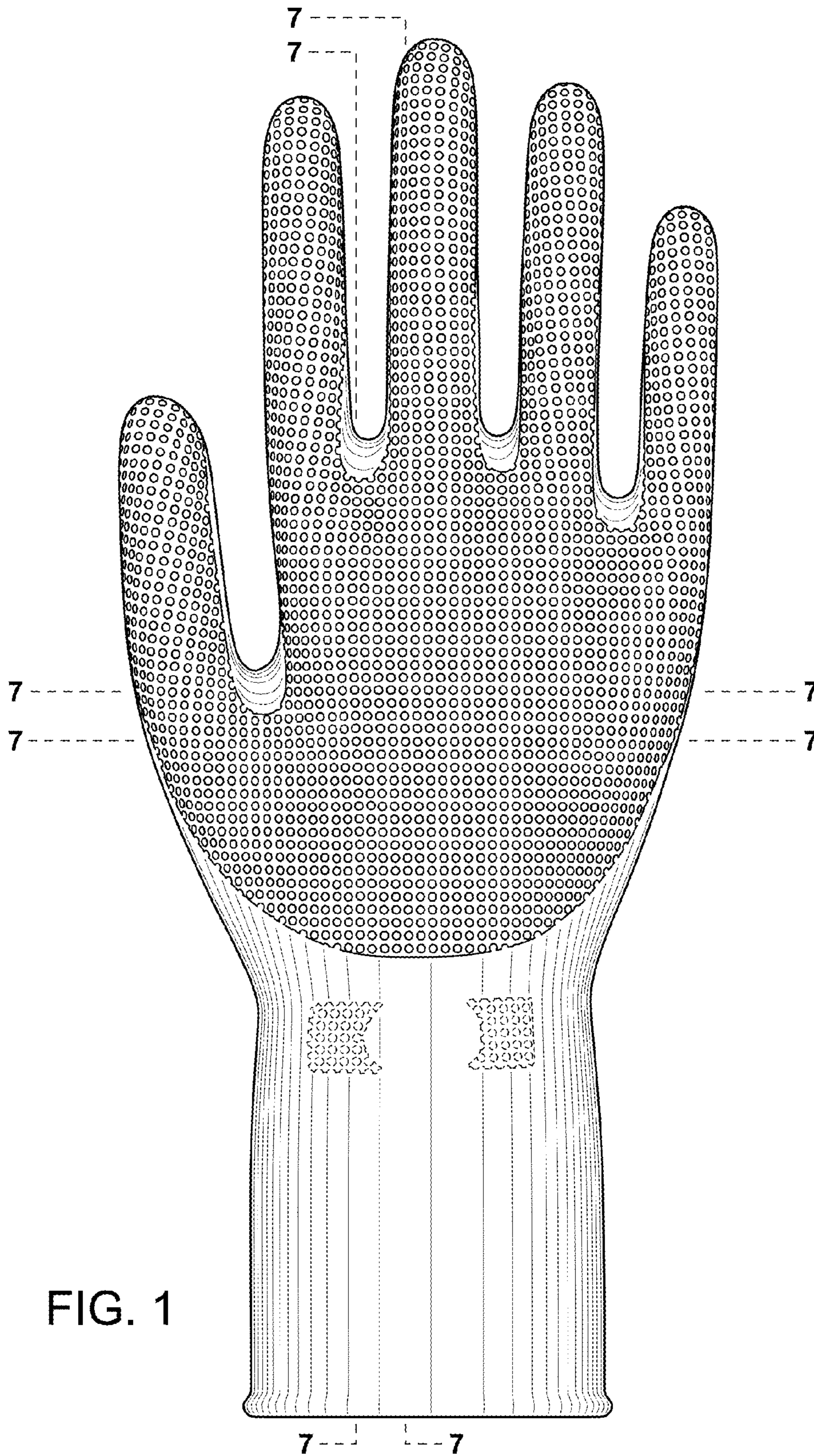


FIG. 1

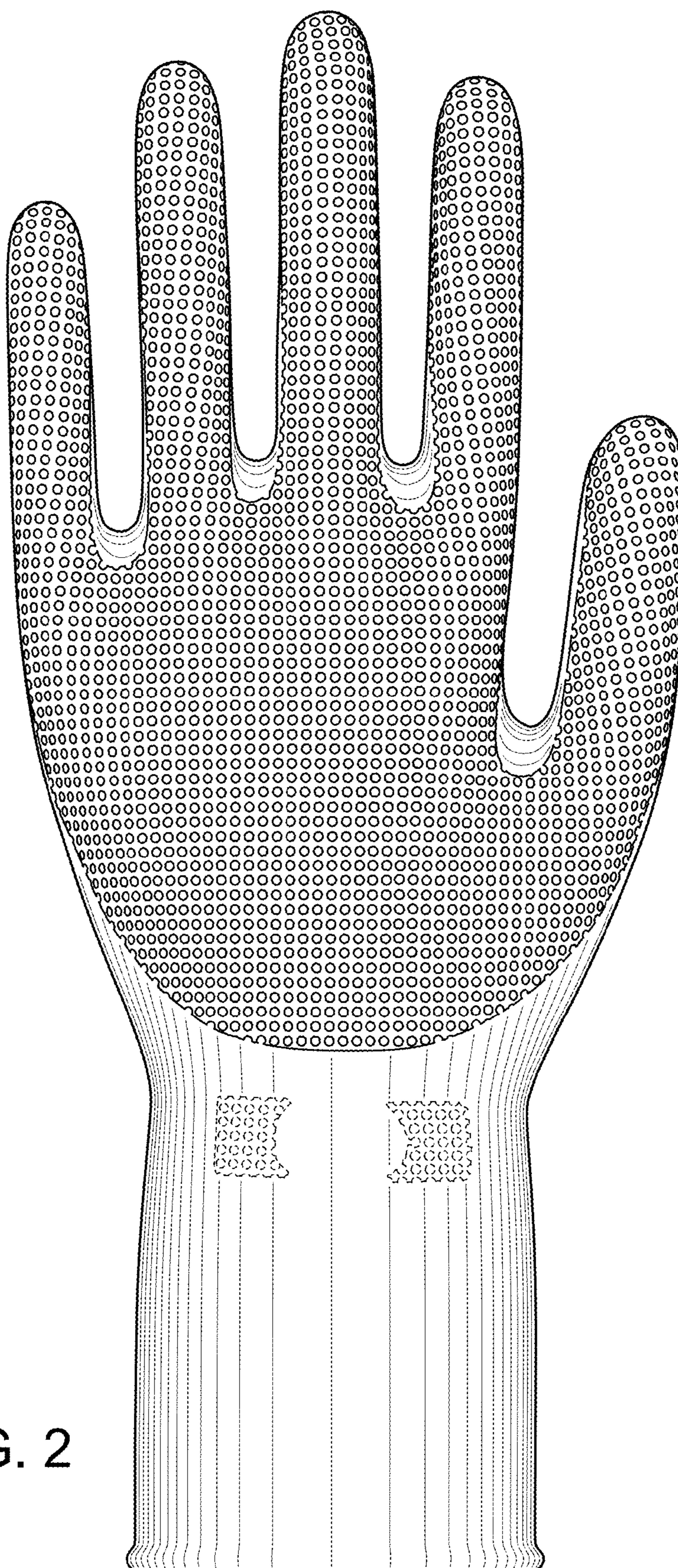


FIG. 2

FIG. 3

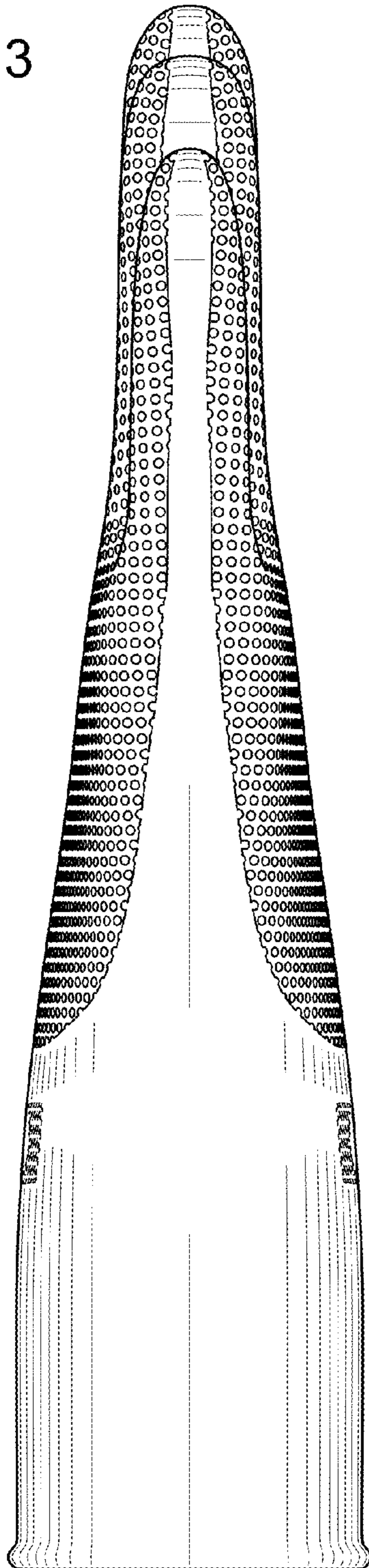
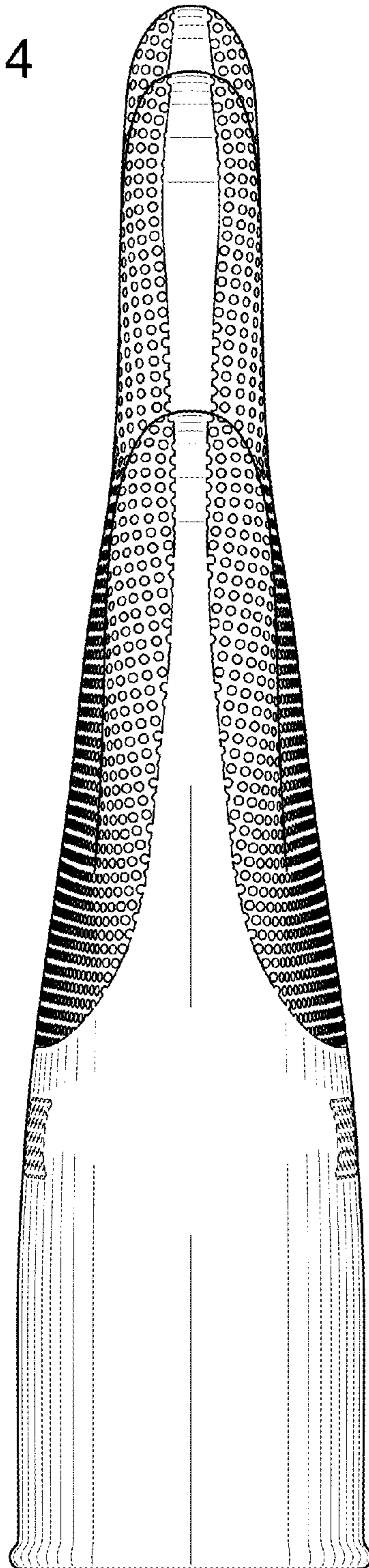


FIG. 4



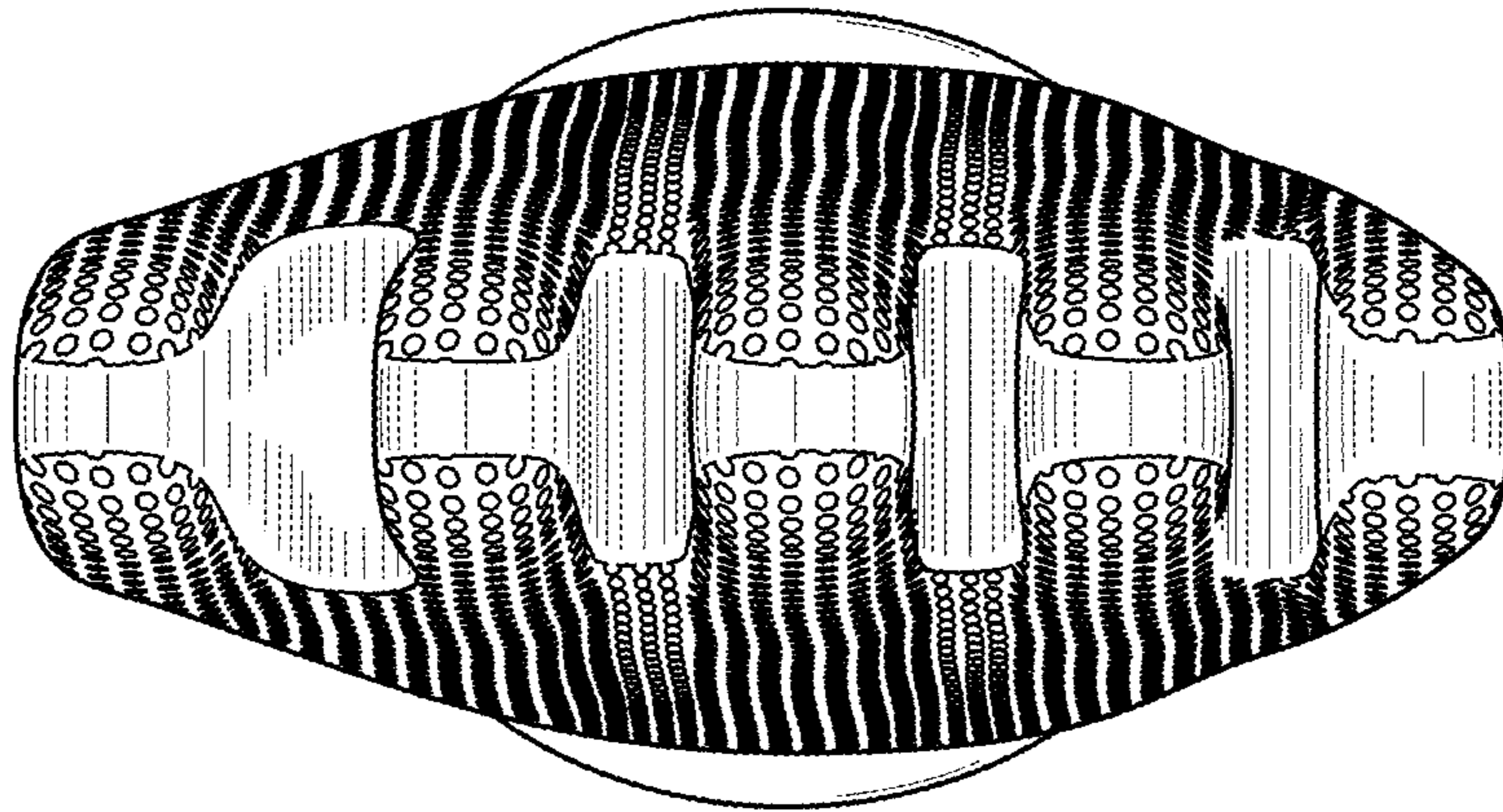


FIG. 5

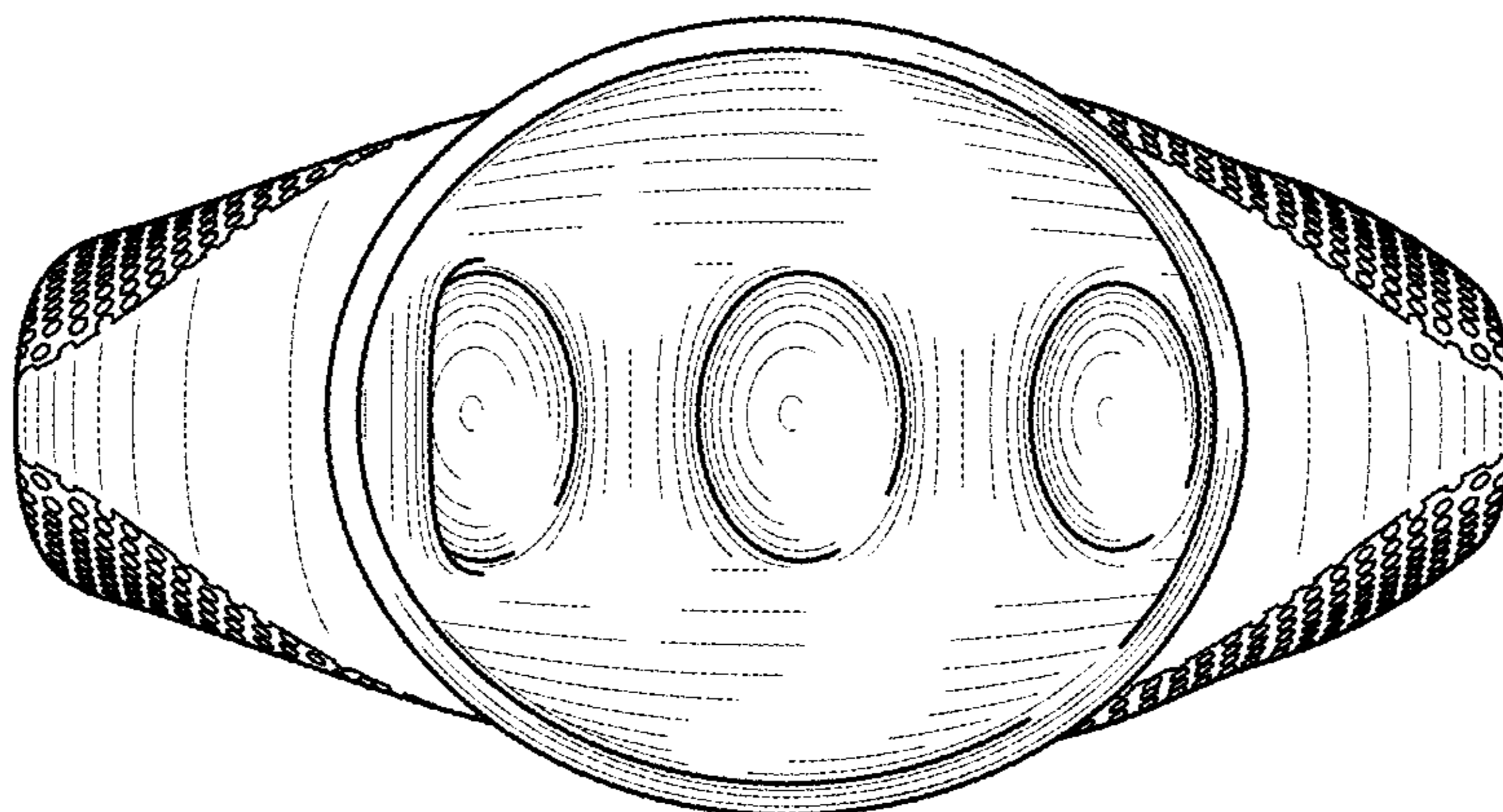


FIG. 6




FIG. 7



FIG. 8