



US00D745977S

(12) **United States Design Patent**
Brandenburger

(10) **Patent No.:** **US D745,977 S**
(45) **Date of Patent:** **** Dec. 22, 2015**

(54) **AMPOULE**

(71) Applicant: **Fresenius Kabi Deutschland GmbH**,
Bad Homburg (DE)

(72) Inventor: **Torsten Brandenburger**, Reichelsheim
(DE)

(73) Assignee: **FRESENIUS KABI DEUTSCHLAND
GMBH**, Bad Homburg (DE)

(**) Term: **14 Years**

(21) Appl. No.: **29/481,747**

(22) Filed: **Feb. 10, 2014**

(30) **Foreign Application Priority Data**

Aug. 9, 2013 (EM) 002289264-0003

(51) **LOC (10) Cl.** **24-02**

(52) **U.S. Cl.**
USPC **D24/224**

(58) **Field of Classification Search**
USPC D24/216, 219, 223-232, 121; D10/81;
D3/201, 203.1; 422/500, 547, 554,
422/556; 435/288.1, 304.1, 304.3, 294.1;
D9/516, 572-574, 558, 547, 541, 529,
D9/542, 523, 600
See application file for complete search history.

(56) **References Cited**

U.S. PATENT DOCUMENTS

4,770,854 A * 9/1988 Lyman 422/556
5,139,952 A * 8/1992 Honda et al. 422/547

D358,993 S * 6/1995 Hot D9/570
D379,520 S * 5/1997 Stevens et al. D24/224
D379,521 S * 5/1997 Stevens et al. D24/224
D588,465 S * 3/2009 Abrams et al. D9/558
D600,564 S * 9/2009 da Barp D9/547
D606,413 S * 12/2009 Dammkoehler D9/541
D612,738 S * 3/2010 Bansal D9/529
D626,002 S * 10/2010 Charyszyn et al. D9/542
7,820,431 B2 * 10/2010 Kenney et al. 435/294.1
D669,786 S * 10/2012 McMillian et al. D9/523
D674,288 S * 1/2013 Gieske D9/600
D685,497 S * 7/2013 Kenney et al. D24/224
2004/0106191 A1 * 6/2004 Muser 435/304.3

* cited by examiner

Primary Examiner — T. Chase Nelson

Assistant Examiner — Mark Cavanna

(74) *Attorney, Agent, or Firm* — Occhiuti & Rohlicek LLP

(57) **CLAIM**

The ornamental design for an ampoule, as shown and described.

DESCRIPTION

FIG. 1 is a perspective view of the ampoule.
FIG. 2 is a side view thereof.
FIG. 3 is a front view thereof.
FIG. 4 is an opposite side view thereof.
FIG. 5 is a rear view thereof.
FIG. 6 is a bottom view thereof; and,
FIG. 7 is a top view thereof.
The broken lines are included for the purpose of illustrating portions of the ampoule that form no part of the claimed design.

1 Claim, 6 Drawing Sheets

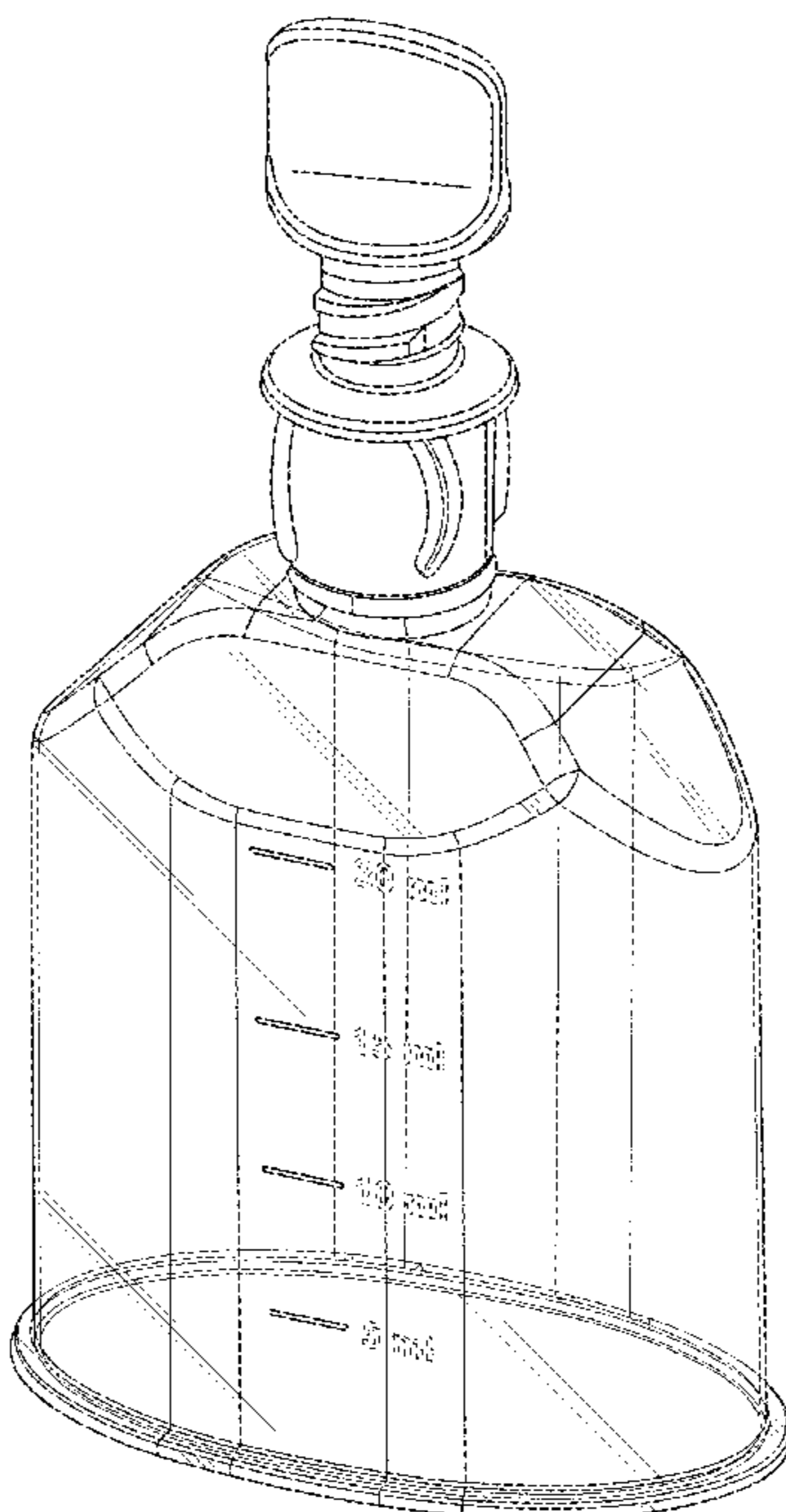


FIG. 1



FIG. 2

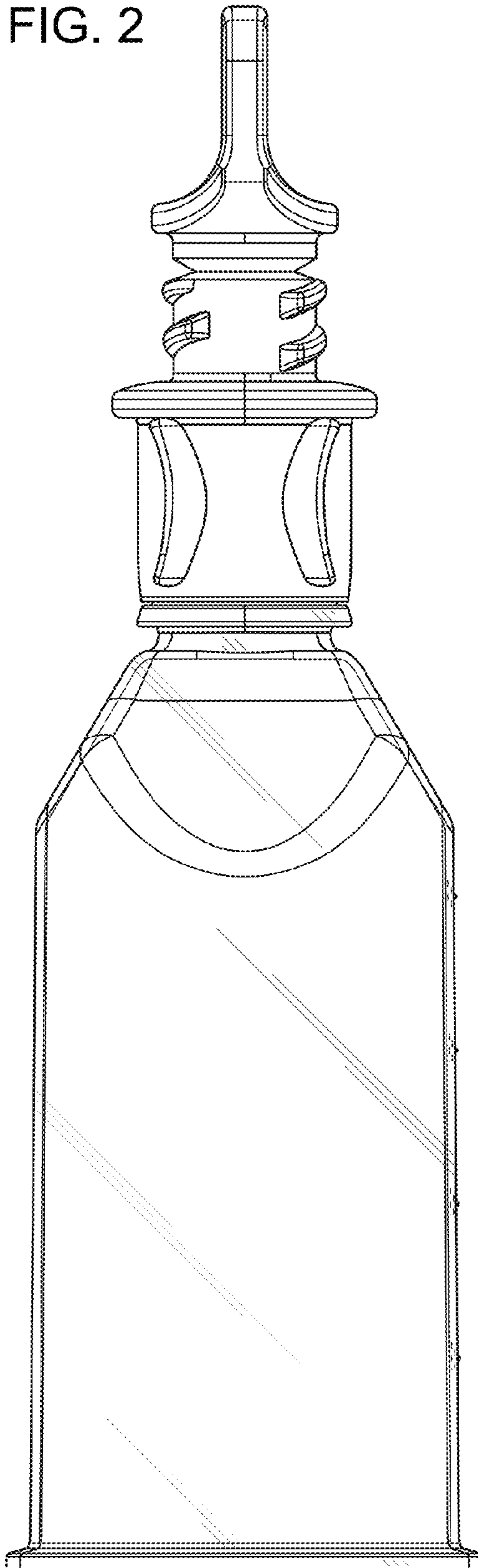


FIG. 3

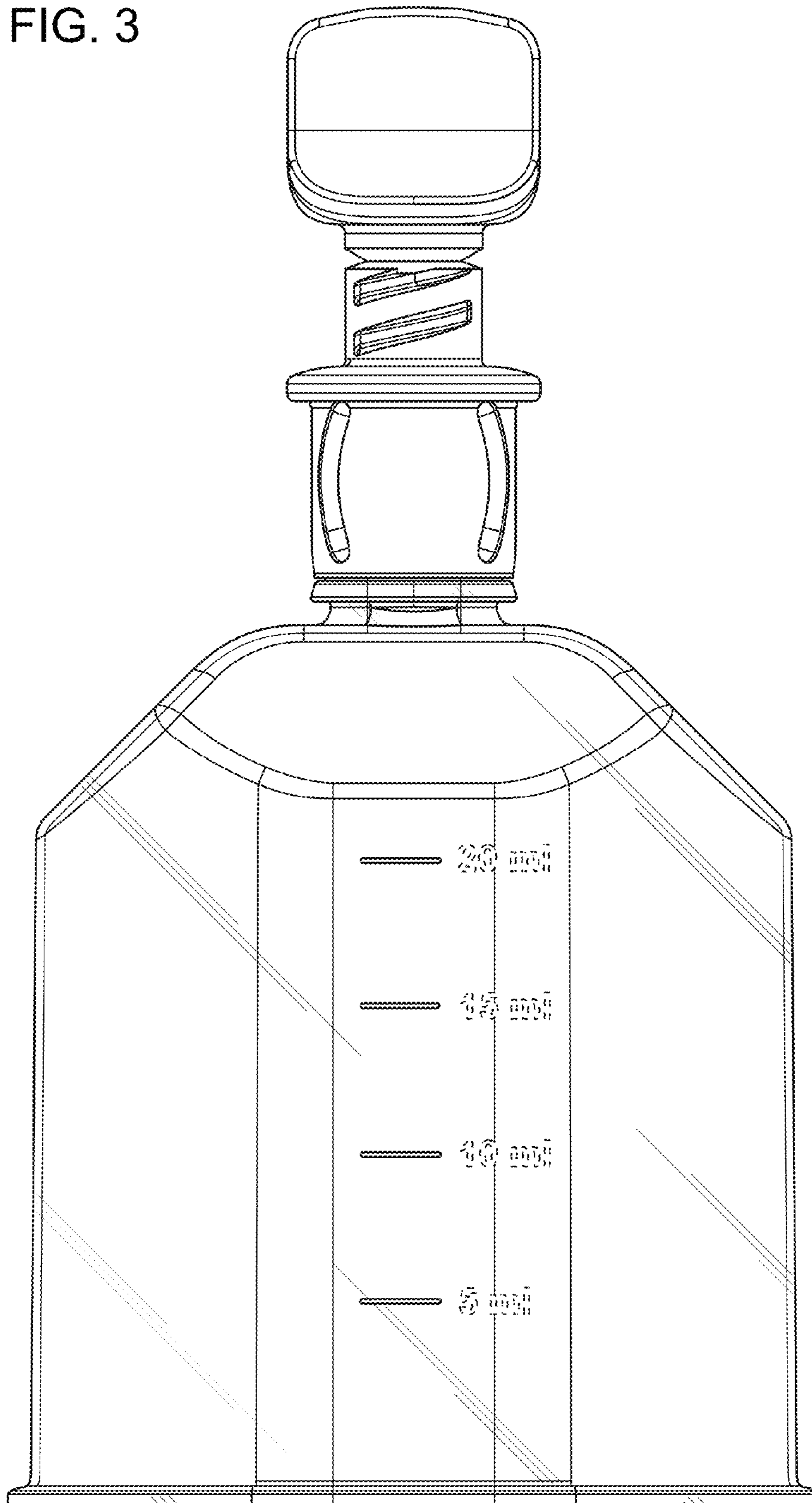


FIG. 4

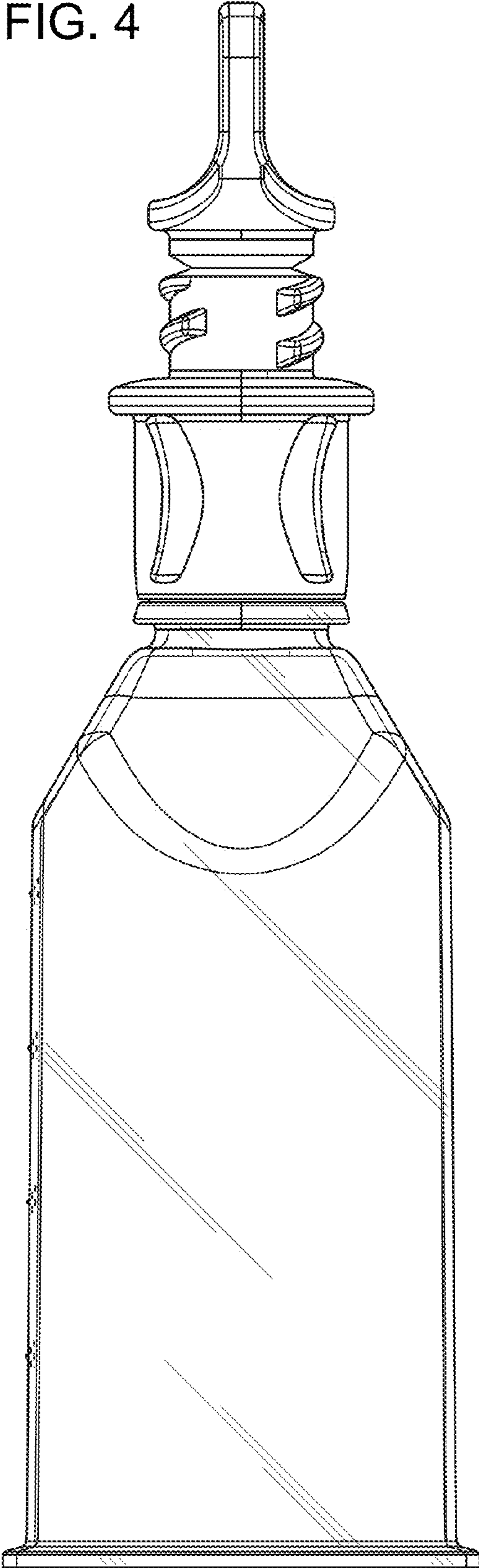


FIG. 5

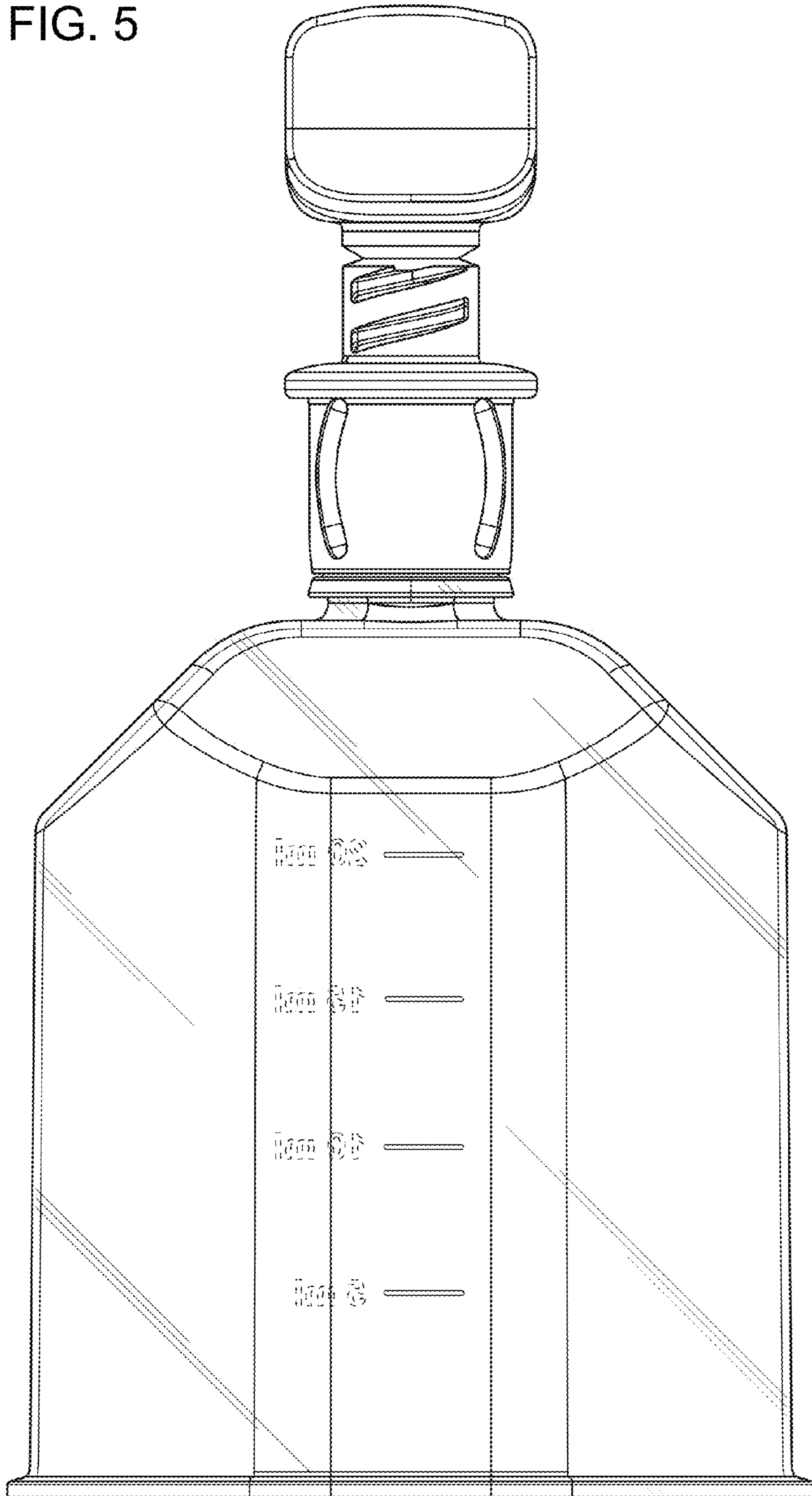


FIG. 6

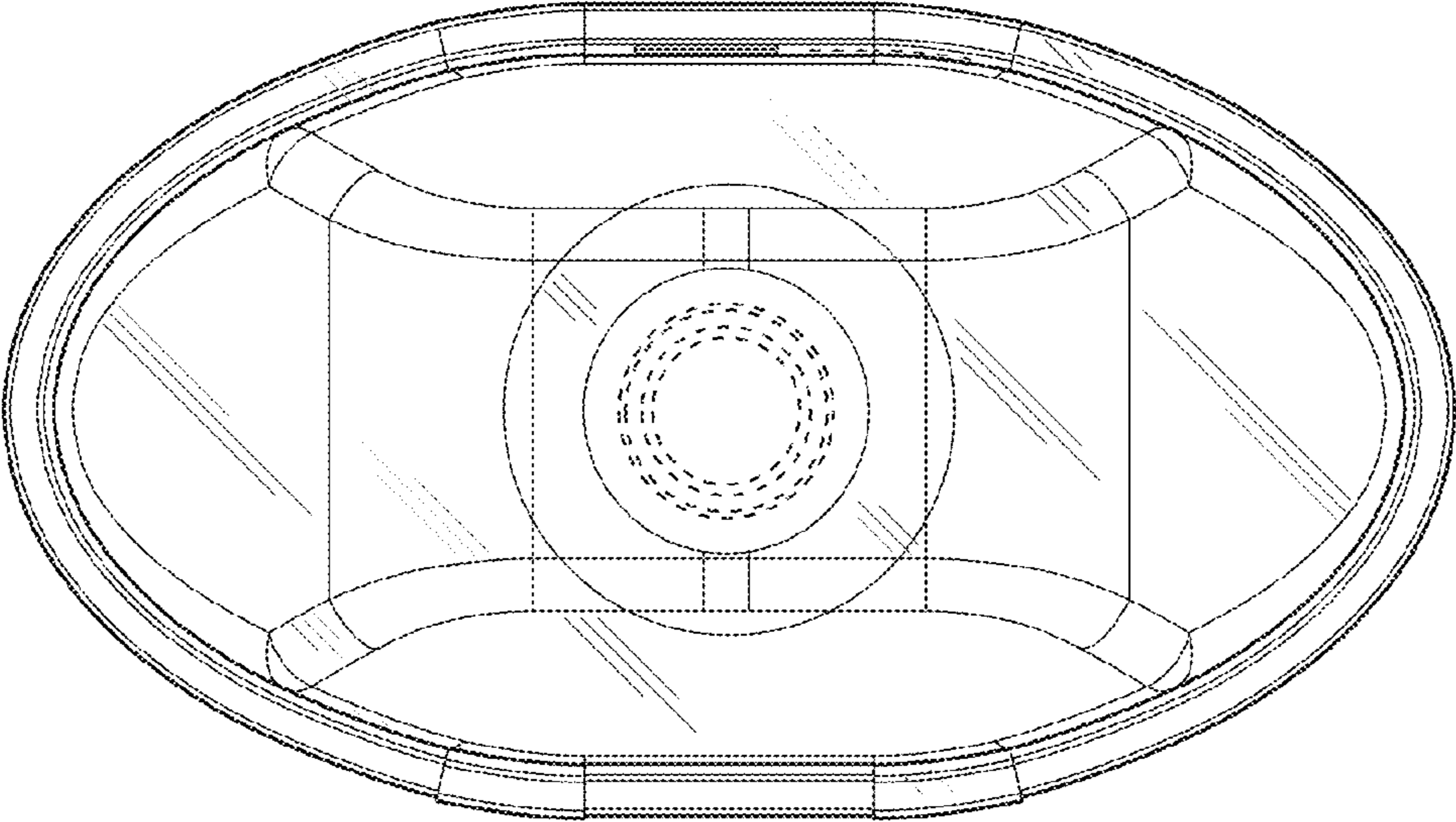


FIG. 7

