



US00D745975S

(12) **United States Design Patent**
Igaue et al.

(10) **Patent No.:** **US D745,975 S**

(45) **Date of Patent:** **** Dec. 22, 2015**

(54) **BODY WARMER**

(71) Applicant: **Kobayashi Pharmaceutical Co., Ltd.**,
Osaka (JP)

(72) Inventors: **Tsuyoshi Igaue**, Osaka (JP); **Tetsuya Maruyama**, Hyogo (JP)

(73) Assignee: **Kobayashi Pharmaceutical Co., Ltd.**
(JP)

(**) Term: **14 Years**

(21) Appl. No.: **29/465,233**

(22) Filed: **Aug. 26, 2013**

(30) **Foreign Application Priority Data**

Feb. 27, 2013 (CN) 2013 3 0047749

(51) **LOC (10) Cl.** **24-04**

(52) **U.S. Cl.**
USPC **D24/206**

(58) **Field of Classification Search**
USPC D24/206–208, 189–192; 602/1–7,
602/17–27, 61–66, 74; 128/95.1, 100.1,
128/101.1, 876; 606/204, 27; 607/96, 108,
607/109, 111, 112; D29/101.2, 101.5,
D29/120.1, 121.1; D3/327; 601/15; 126/204
CPC A61F 7/034; A61F 7/03; A61F 7/02;
F24J 1/00

See application file for complete search history.

(56) **References Cited**

U.S. PATENT DOCUMENTS

4,622,957 A 11/1986 Curlee
5,188,586 A * 2/1993 Castel et al. 602/19
5,195,948 A 3/1993 Hill et al.
D342,790 S 12/1993 Zona
D353,205 S 12/1994 Canavan
5,450,858 A 9/1995 Zablotzky et al.
D403,422 S 12/1998 Affholter

D420,746 S 2/2000 Cardy
D434,524 S * 11/2000 Kalafsky et al. D28/4
D473,947 S * 4/2003 Jacobson D24/189
D483,125 S 12/2003 Høglund et al.
D496,108 S 9/2004 Machin et al.
D518,953 S 4/2006 Kenimer et al.
D519,239 S * 4/2006 Katagiri D28/4
D526,720 S * 8/2006 Dodo et al. D24/206
D535,401 S 1/2007 Travis et al.
D571,015 S * 6/2008 Freeland D24/189
D583,479 S 12/2008 Yim
D587,811 S 3/2009 Uchiyama et al.

(Continued)

FOREIGN PATENT DOCUMENTS

CA 119707 6/2008
CN 201230586922.7 11/2012

(Continued)

OTHER PUBLICATIONS

U.S. Appl. No. 29/456,043 of Tsuyoshi Igaue et al., filed May 28, 2013, titled “Body Warmer,” amended Jul. 8, 2013.

Primary Examiner — David Muller

Assistant Examiner — Nathan Johnston

(74) *Attorney, Agent, or Firm* — Saidman DesignLaw Group, LLC

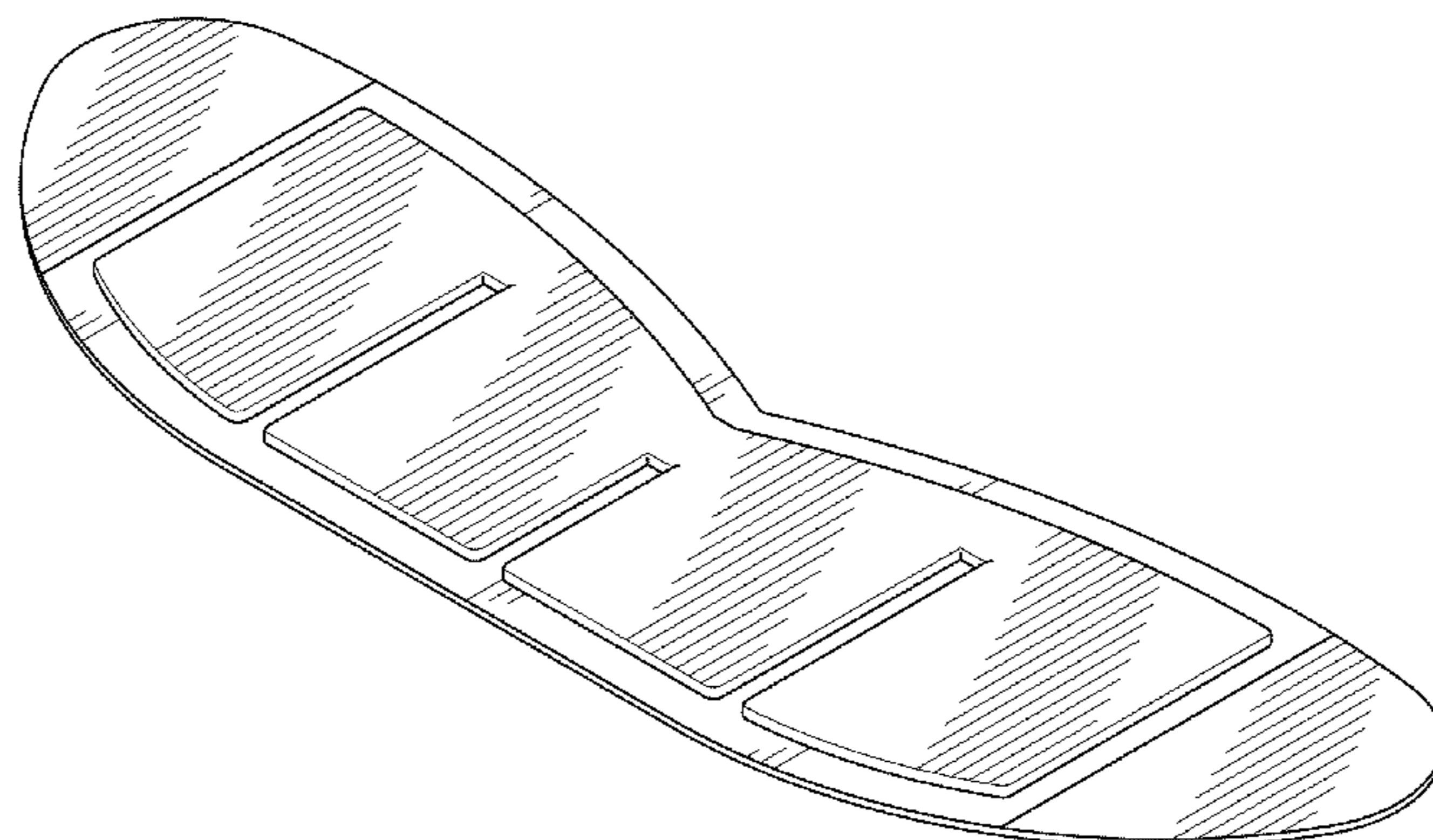
(57) **CLAIM**

The ornamental design for a body warmer, as shown and described.

DESCRIPTION

FIG. 1 is a perspective view of a body warmer;
FIG. 2 is a front elevation view thereof;
FIG. 3 is a rear elevation view thereof;
FIG. 4 is a left side elevation view thereof, the opposite side being an identical image of the side shown herein;
FIG. 5 is a top plan view thereof; and,
FIG. 6 is a bottom plan view thereof.

1 Claim, 4 Drawing Sheets



(56)

References Cited

U.S. PATENT DOCUMENTS

D602,598 S 10/2009 Yim
 D609,357 S 2/2010 Yim
 D609,360 S 2/2010 Yim
 D627,078 S 11/2010 Matsuo et al.
 D628,705 S 12/2010 Usui et al.
 D655,821 S 3/2012 Matsuo
 D656,235 S 3/2012 Howell
 8,261,734 B2* 9/2012 Dodo 126/204
 D683,040 S 5/2013 Arsenault et al.
 D693,015 S 11/2013 Dubbe
 D704,850 S * 5/2014 Nishioka et al. D24/206
 D706,944 S * 6/2014 Igaue et al. D24/206

D713,966 S * 9/2014 Hoonakker D24/189
 2008/0200971 A1* 8/2008 Dodo 607/108
 2009/0090346 A1* 4/2009 Ajiri et al. 126/204
 2009/0287283 A1* 11/2009 Biser et al. 607/109
 2009/0326427 A1 12/2009 Kawahara
 2013/0030338 A1 1/2013 Hinshon et al.
 2013/0116609 A1 5/2013 Matsuo et al.

FOREIGN PATENT DOCUMENTS

CN 201330047749.8 2/2013
 EM 000469598-0001 3/2006
 EM 000469598-0002 3/2006
 EM 000469598-0003 3/2006

* cited by examiner

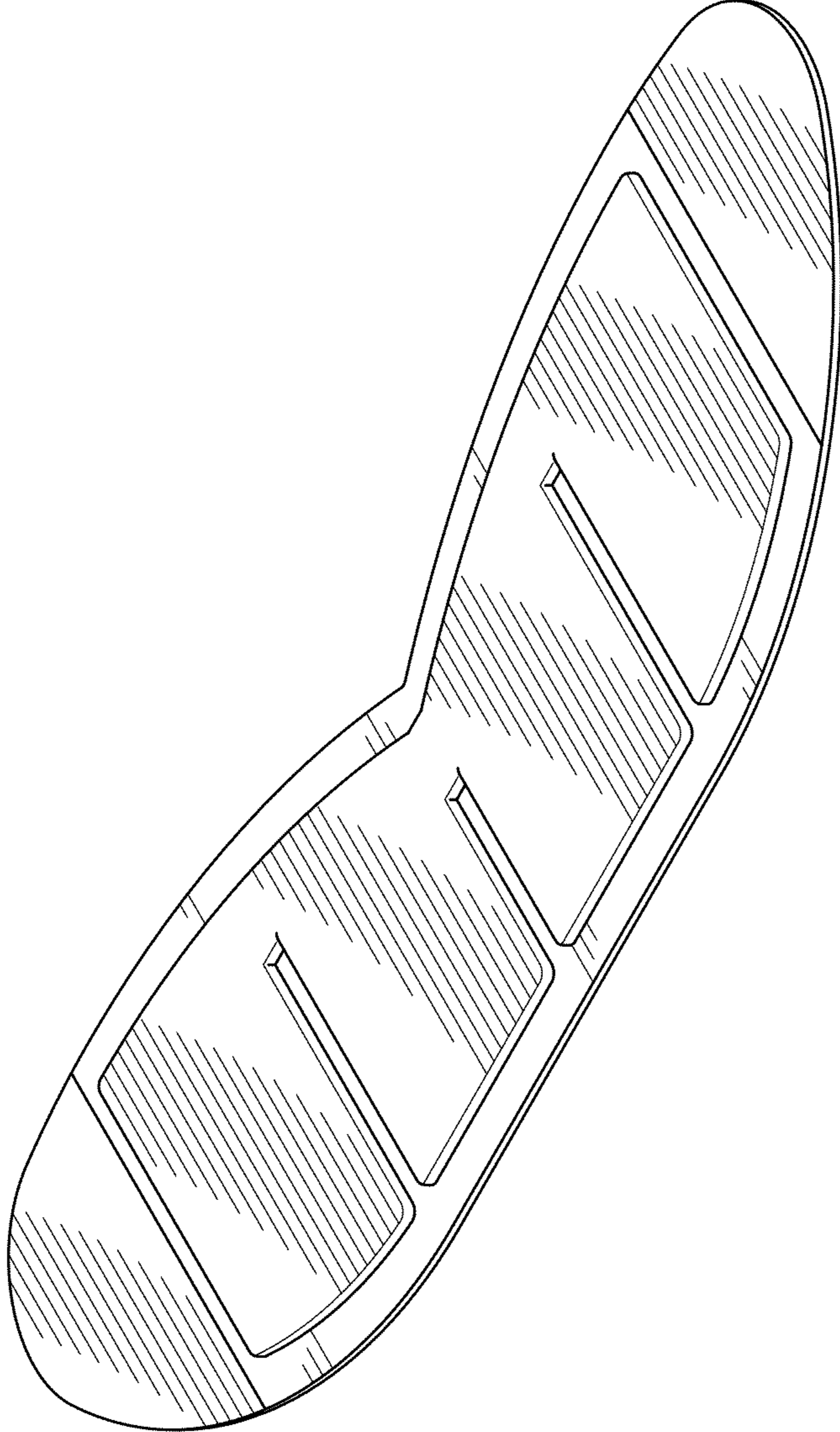


FIG. 1

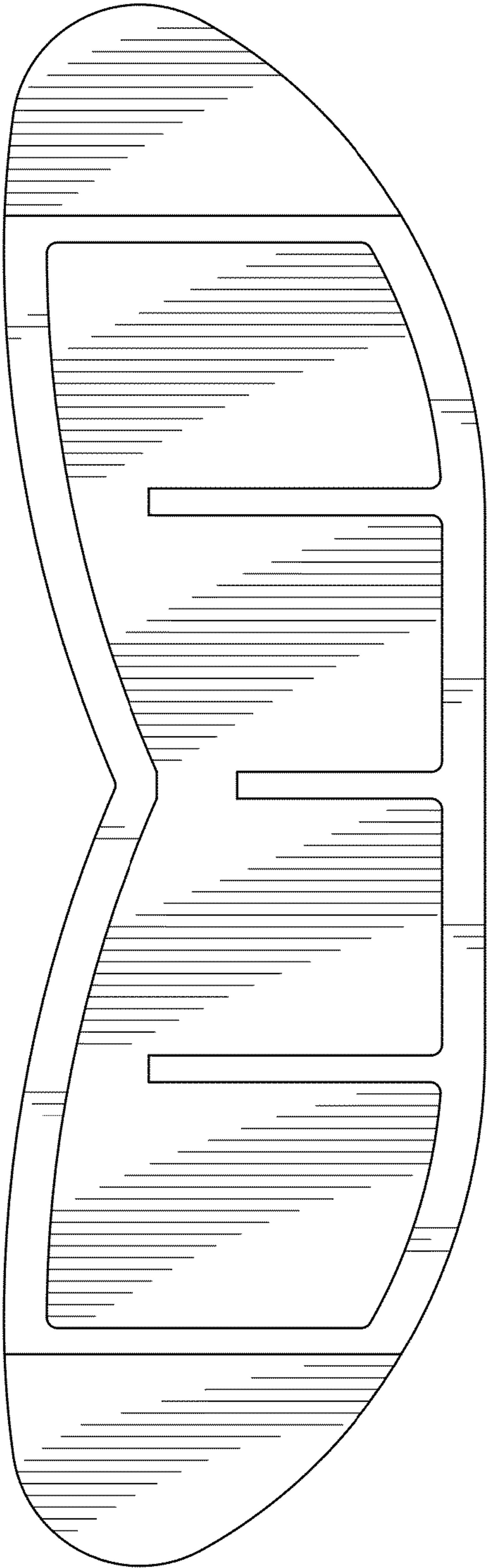


FIG. 2

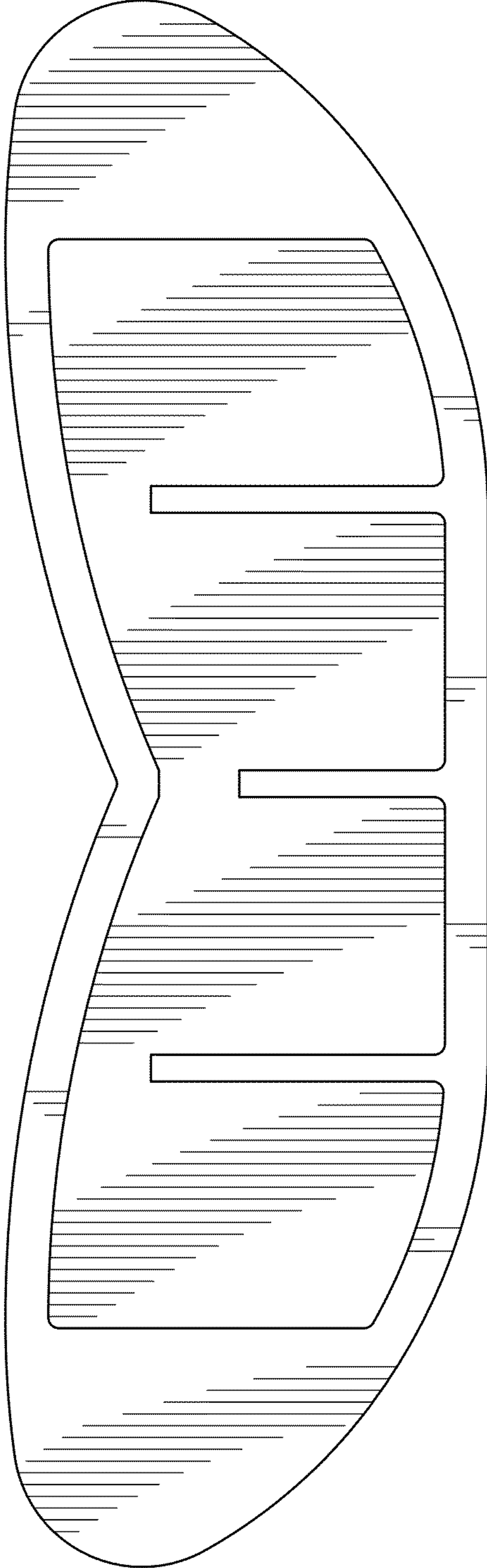


FIG. 3



FIG. 4

FIG. 5



FIG. 6

