



US00D745901S

(12) **United States Design Patent**
Kim et al.

(10) **Patent No.:** **US D745,901 S**

(45) **Date of Patent:** **** Dec. 22, 2015**

(54) **REFRIGERATOR HANDLE**

(71) Applicant: **Samsung Electronics Co., Ltd.**,
Suwon-si (KR)

(72) Inventors: **Hyunsoo Kim**, Sungnam-si (KR);
Youngmin Park, Seoul (KR); **SunMin Lee**, Seoul (KR); **JongHyub Lee**, Seoul (KR)

(73) Assignee: **Samsung Electronics Co., Ltd.**,
Suwon-Si (KR)

(**) Term: **14 Years**

(21) Appl. No.: **29/483,443**

(22) Filed: **Feb. 28, 2014**

(30) **Foreign Application Priority Data**

Aug. 29, 2013 (KR) 30-2013-0044374

(51) **LOC (10) Cl.** **15-07**

(52) **U.S. Cl.**
USPC **D15/89**

(58) **Field of Classification Search**
USPC D15/79-91; D7/340, 393, 394;
D8/300-302, 305, 313-331
CPC F25B 21/02; F25B 21/04; F25B 29/00;
F25B 2321/025; F25B 2321/0251; F25B
2339/047; F25B 2400/22; F25B 2700/2117;
F25B 1/00; F25B 1/10; F25B 2309/061;
F25B 2321/02; F25B 2347/021; F25B
2400/0411; F25B 2400/06; F25D 23/028;
F25D 23/02; F25D 25/025; F25D 23/00;
F25D 2323/021; F25D 11/00; F25D 23/04;
F25D 25/02; F25D 23/021; F25D 23/067;
F25D 25/024; F25D 17/042; F25D 2323/024;
F25D 23/065; A47F 3/0482; A47F 3/04;

A47F 3/0434; A47F 3/0447; A47F 3/0408;
A47F 3/0404; A47F 3/043; A47F 3/0443;
A47F 3/0486; A47F 3/0491; A47F 3/0469;
A47F 10/06; A47F 3/0426; A47F 3/0439;
A47F 11/10; A47F 3/001

See application file for complete search history.

(56) **References Cited**

U.S. PATENT DOCUMENTS

D561,787 S * 2/2008 Choi D15/89
D685,011 S * 6/2013 Meda et al. D15/89
D685,013 S * 6/2013 Meda et al. D15/89
D718,605 S * 12/2014 Yang et al. D8/315

* cited by examiner

Primary Examiner — Daniel Bui

Assistant Examiner — Khawaja Anwar

(74) *Attorney, Agent, or Firm* — Ladas & Parry LLP

(57) **CLAIM**

The ornamental design for a refrigerator handle, as shown and described.

DESCRIPTION

FIG. 1 is the front perspective view of a refrigerator handle showing our new design;
FIG. 2 is a front elevation view thereof;
FIG. 3 is a rear elevation view thereof;
FIG. 4 is a side elevation view thereof;
FIG. 5 is another side elevation view thereof;
FIG. 6 is a top plan view thereof; and,
FIG. 7 is a bottom plan view thereof.
The broken lines are for environmental purposes only and form no part of the claimed design.

1 Claim, 7 Drawing Sheets

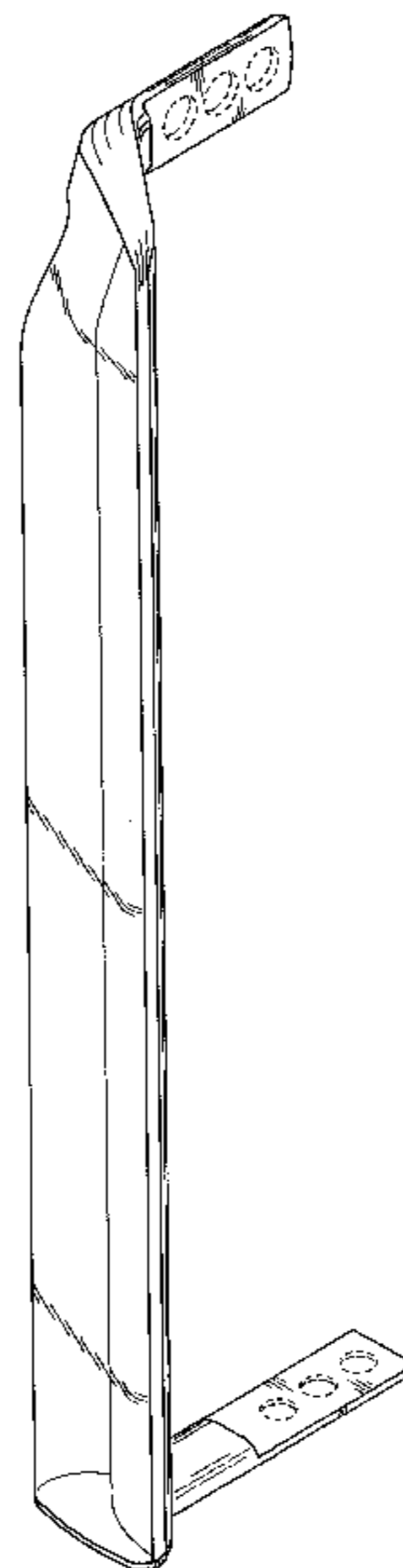


FIG. 1

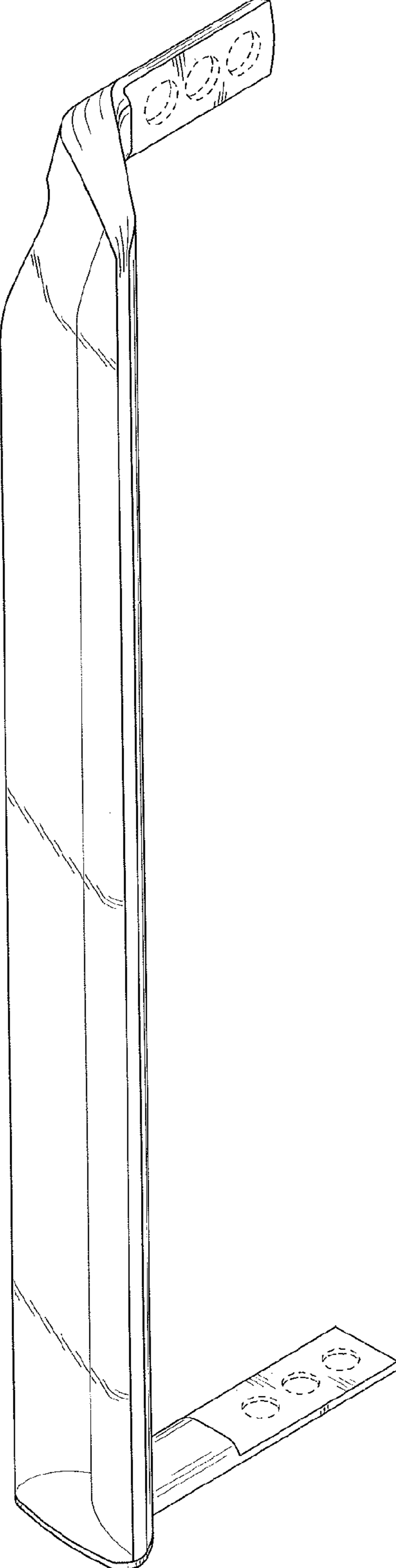


FIG. 2

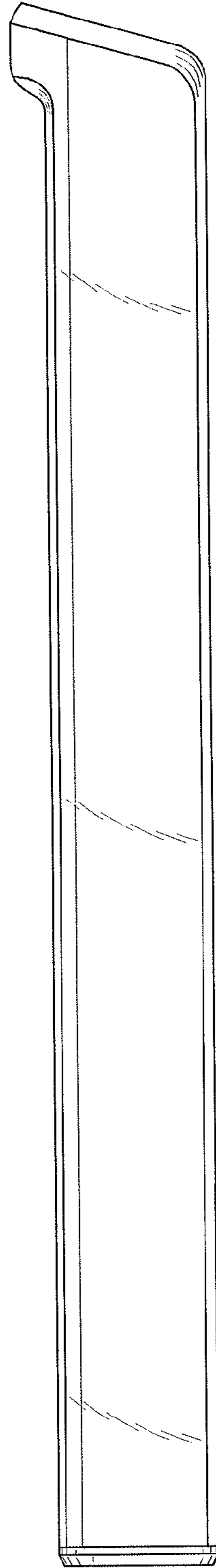


FIG. 3

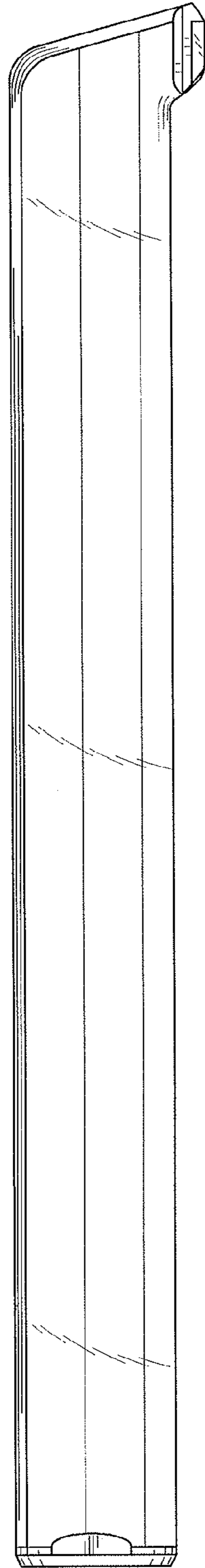


FIG. 4




FIG. 5




FIG. 6

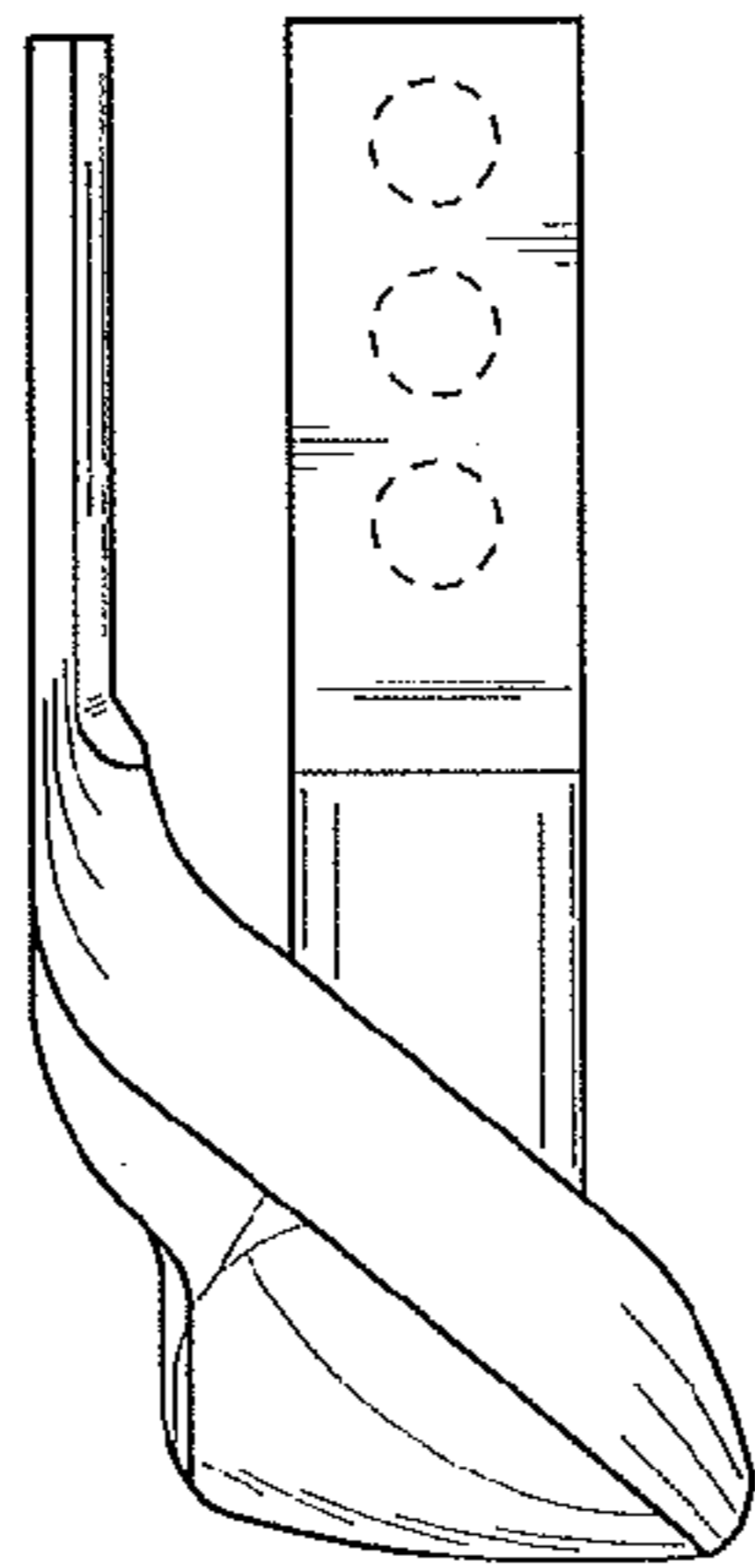


FIG. 7

