



US00D745894S

(12) **United States Design Patent**
Lee

(10) **Patent No.:** **US D745,894 S**
(45) **Date of Patent:** **** Dec. 22, 2015**

(54) **DISPLAY SCREEN OR PORTION THEREOF WITH ICON**

(71) Applicant: **Samsung Electronics Co., Ltd.**,
Suwon-si (KR)

(72) Inventor: **Seung-Myung Lee**, Seoul (KR)

(73) Assignee: **Samsung Electronics Co., Ltd.**,
Suwon-si (KR)

(**) Term: **14 Years**

(21) Appl. No.: **29/476,198**

(22) Filed: **Dec. 12, 2013**

(30) **Foreign Application Priority Data**

Sep. 3, 2013 (KR) 30-2013-0045251

(51) **LOC (10) Cl.** **14-04**

(52) **U.S. Cl.**
USPC **D14/492**

(58) **Field of Classification Search**
USPC D14/485, 488-493, 486
CPC G06F 3/04817; G06F 8/34; G06F 3/048
See application file for complete search history.

(56) **References Cited**

U.S. PATENT DOCUMENTS

5,349,658 A * 9/1994 O'Rourke et al. 715/839
D428,420 S * 7/2000 Hwang et al. D14/495
D553,639 S * 10/2007 Van Dongen et al. D14/492
D554,146 S * 10/2007 Gusmorino et al. D14/492
D613,754 S * 4/2010 Barcheck et al. D14/492

D645,872 S * 9/2011 Smith D14/488
8,327,283 B2 * 12/2012 Shinohara et al. 715/772
D689,097 S * 9/2013 Capela et al. D14/492
D709,095 S * 7/2014 Maclean D14/492
D726,222 S * 4/2015 Park et al. D14/492
2007/0253600 A1 * 11/2007 Furukawa et al. 382/112
2010/0131901 A1 * 5/2010 Takahashi et al. 715/838
2012/0176403 A1 * 7/2012 Cha et al. 345/619
2013/0088518 A1 * 4/2013 Lemmey et al. 345/661
2013/0271403 A1 * 10/2013 Nagahara 345/173
2014/0053114 A1 * 2/2014 Kwon 715/863
2015/0134236 A1 * 5/2015 Ukai 701/410

* cited by examiner

Primary Examiner — Sheryl Lane
Assistant Examiner — Nicole Shiflet
(74) *Attorney, Agent, or Firm* — NSIP Law

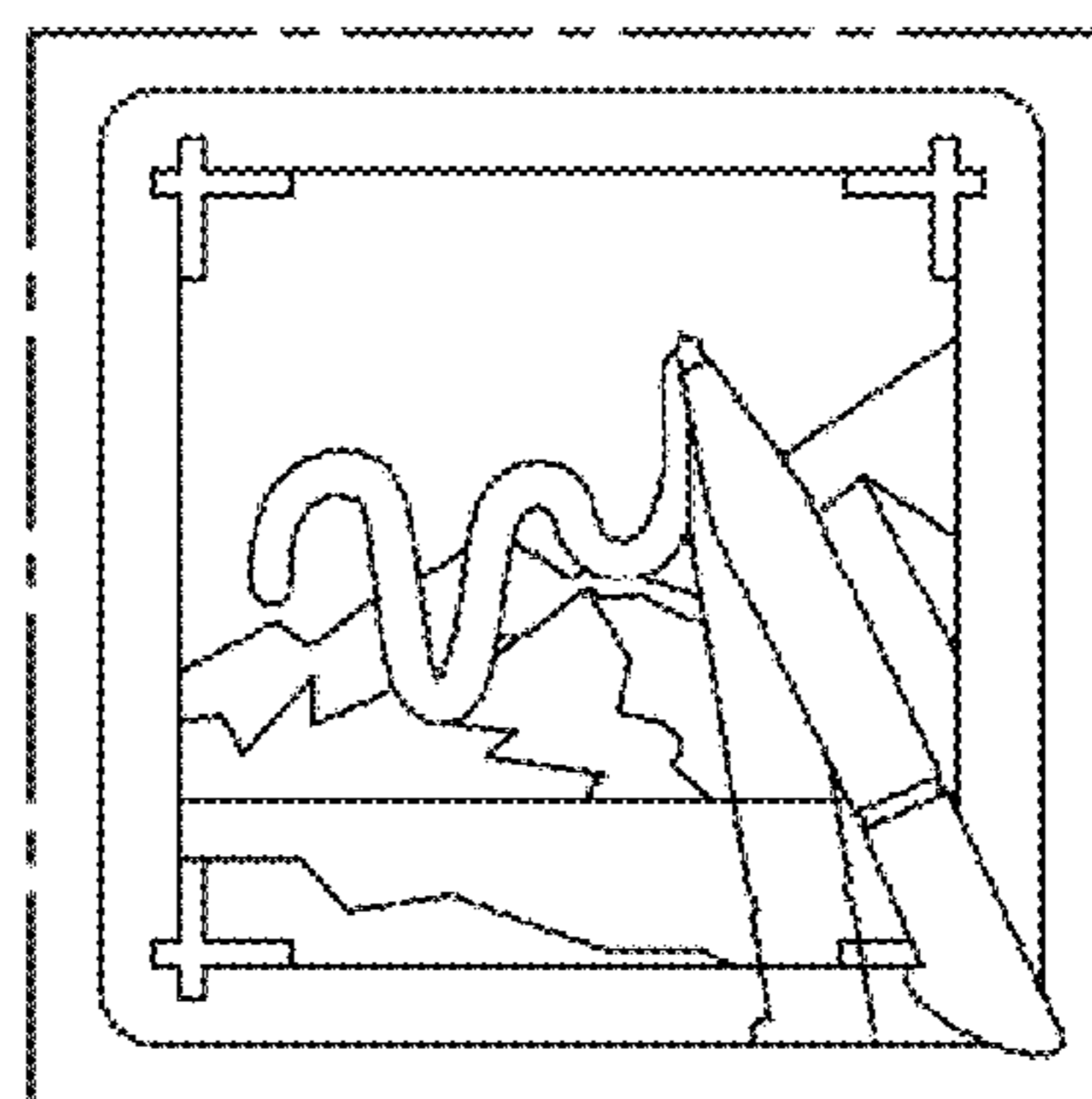

(57) **CLAIM**

The ornamental design for a display screen or portion thereof with icon, as shown and described.

DESCRIPTION

FIG. 1 is a front view of a display screen or portion thereof with icon, showing my new design;
FIG. 2 is a front view of a display screen or portion thereof with icon, showing an alternative embodiment of the new design; and,
FIG. 3 is a front view of a display screen or portion thereof with icon, showing an alternative embodiment of the new design.
The dot-dash broken lines illustrating portions of the display screen are included for the purpose of illustrating environmental structure and form no part of the claimed design.

1 Claim, 1 Drawing Sheet






FIG. 1

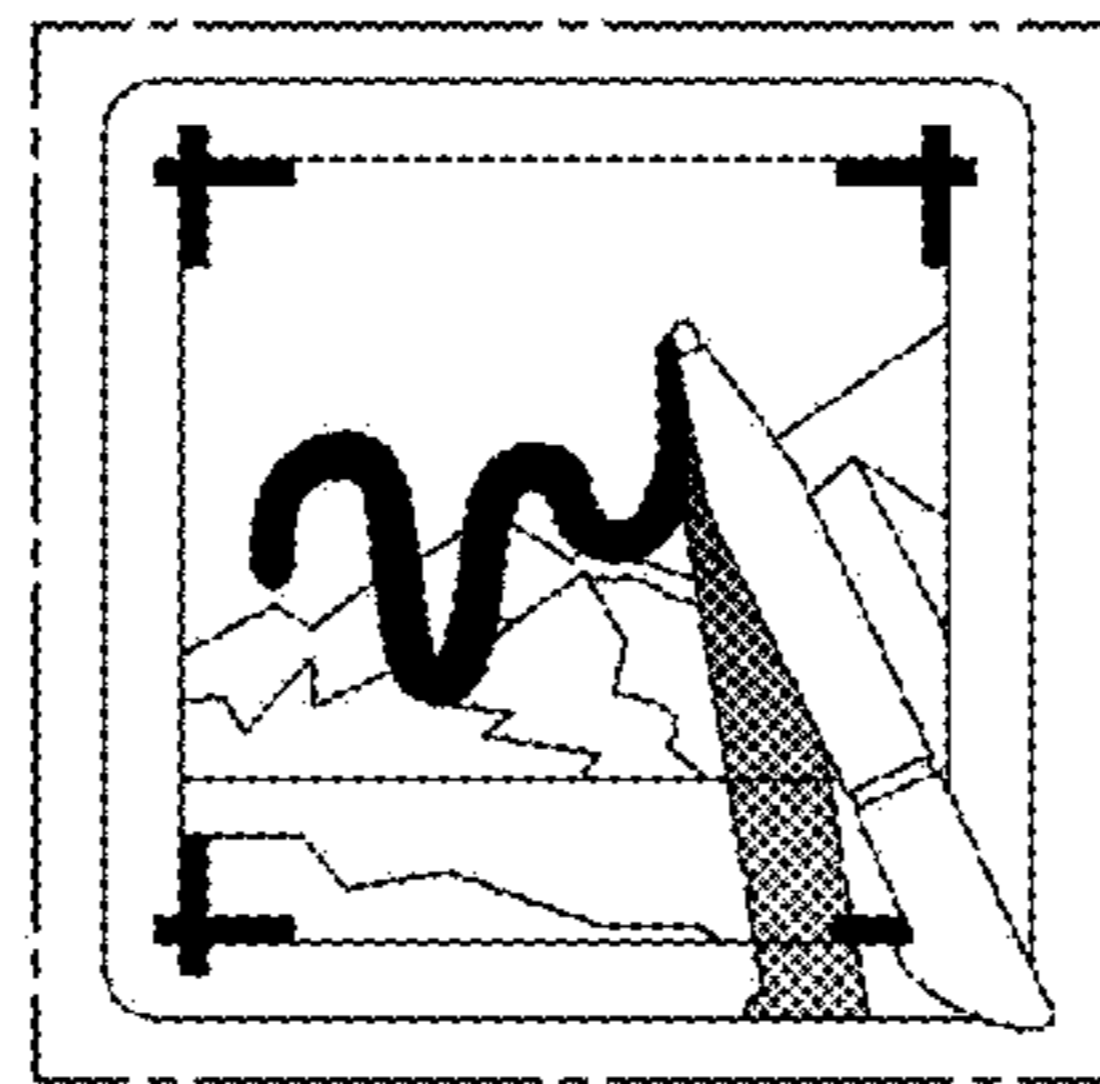


FIG. 2

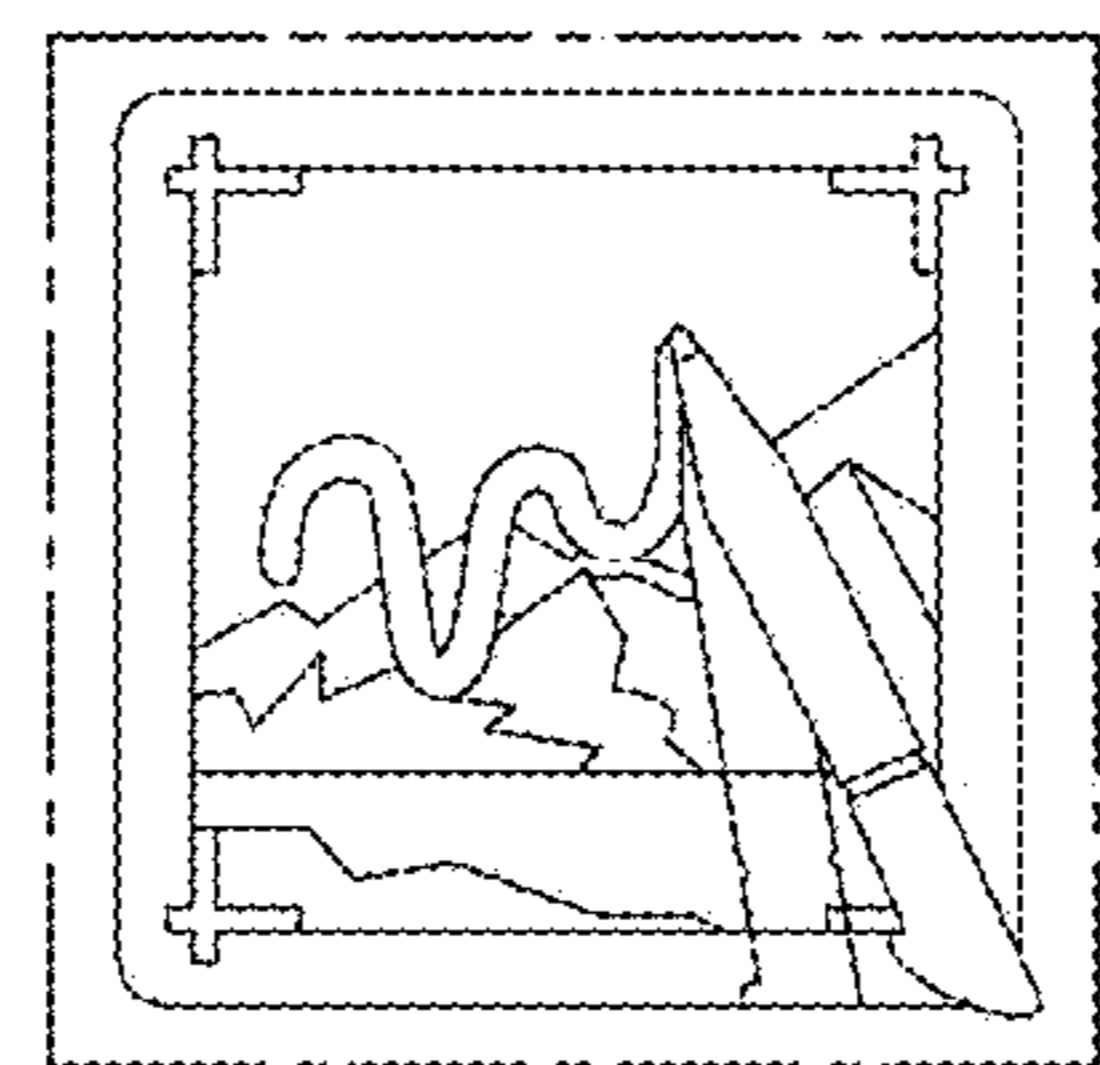


FIG. 3