



US00D745887S

(12) **United States Design Patent**  
**Lee et al.**

(10) **Patent No.:** **US D745,887 S**  
(45) **Date of Patent:** **\*\* Dec. 22, 2015**

(54) **DISPLAY SCREEN OR PORTION THEREOF WITH ICON**

(71) Applicant: **Samsung Electronics Co., Ltd.**,  
Suwon-si (KR)

(72) Inventors: **Hye-Mi Lee**, Incheon (KR); **Min-Jee Jou**, Yongin-si (KR)

(73) Assignee: **Samsung Electronics Co., Ltd.**,  
Suwon-si (KR)

(\*\*) Term: **14 Years**

(21) Appl. No.: **29/476,150**

(22) Filed: **Dec. 11, 2013**

(30) **Foreign Application Priority Data**

Sep. 3, 2013 (KR) ..... 30-2013-0045218

(51) **LOC (10) Cl.** ..... **14-04**

(52) **U.S. Cl.**  
USPC ..... **D14/489**

(58) **Field of Classification Search**  
USPC ..... D14/485, 488–493, 486  
CPC ..... G06F 3/04817; G06F 8/34; G06F 3/048  
See application file for complete search history.

(56) **References Cited**

**U.S. PATENT DOCUMENTS**

5,490,246 A \* 2/1996 Brotsky et al. .... 715/763  
5,603,053 A \* 2/1997 Gough et al. .... 710/5

D593,126 S *	5/2009	Danton	.....	D14/489
7,573,487 B1 *	8/2009	Petersen	.....	345/629
D619,617 S *	7/2010	Dunn et al.	.....	D14/493
D665,817 S *	8/2012	Gao et al.	.....	D14/488
D681,045 S *	4/2013	Covington et al.	.....	D14/485
D681,669 S *	5/2013	Phelan	.....	D14/489
D687,853 S *	8/2013	Honeymann et al.	.....	D14/488
D687,857 S *	8/2013	Prekaski et al.	.....	D14/489
D726,222 S *	4/2015	Park et al.	.....	D14/492
D734,774 S *	7/2015	Akana et al.	.....	D14/487
2007/0253600 A1 *	11/2007	Furukawa et al.	.....	382/112
2012/0306927 A1 *	12/2012	Lee et al.	.....	345/660
2013/0086503 A1 *	4/2013	Kotowski	.....	715/773
2015/0177970 A1 *	6/2015	Choi	.....	715/752

\* cited by examiner

*Primary Examiner* — Sheryl Lane

*Assistant Examiner* — Nicole Shiflet

(74) *Attorney, Agent, or Firm* — NSIP Law

(57) **CLAIM**

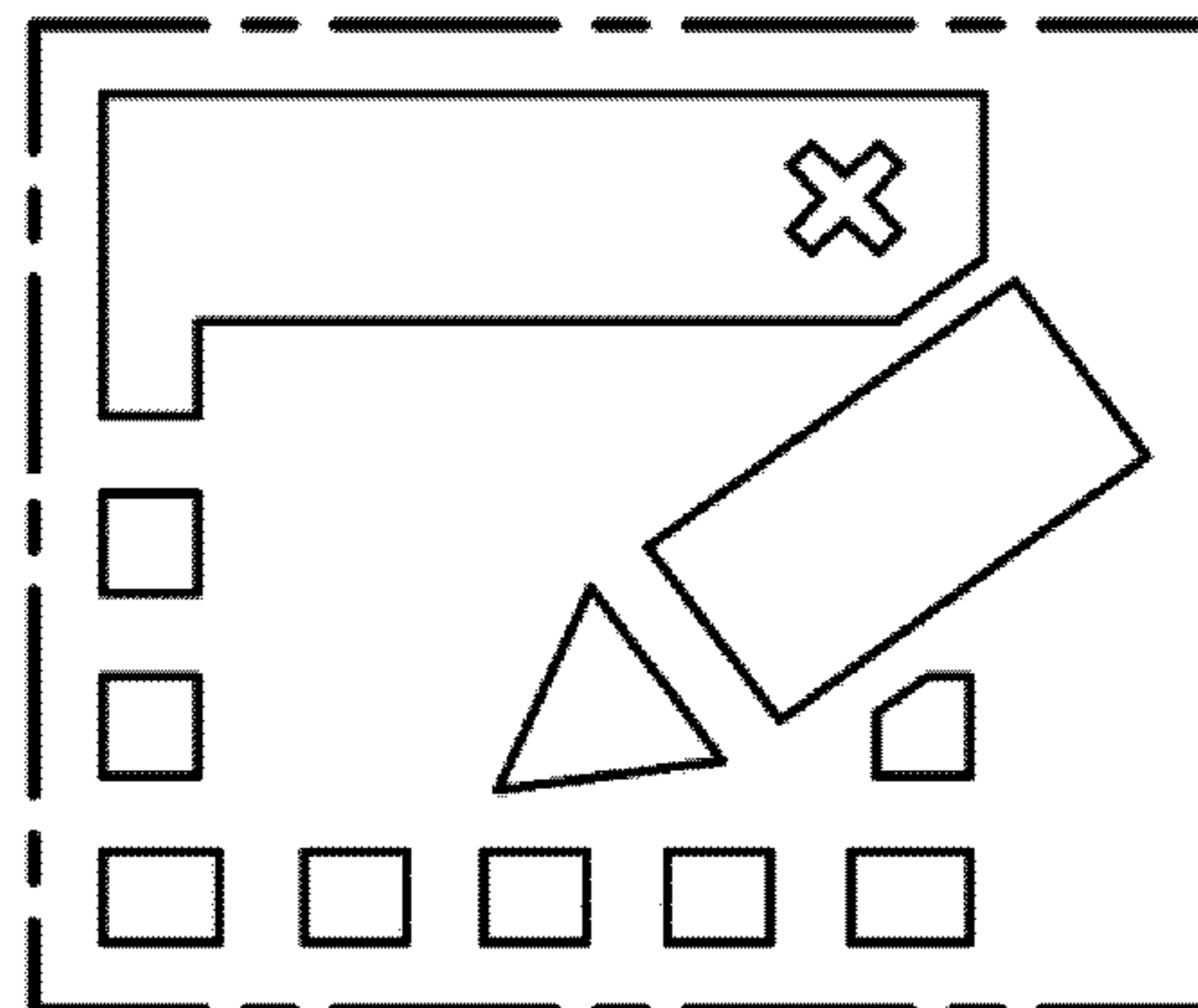

The ornamental design for a display screen or portion thereof with icon, as shown and described.

**DESCRIPTION**

FIG. 1 is a front view of a display screen or portion thereof with icon, showing our new design; and, FIG. 2 is a front view of a display screen or portion thereof with icon, showing an alternative embodiment of the new design.

The dot-dash broken lines illustrating portions of the display screen are included for the purpose of illustrating environmental structure and form no part of the claimed design.

**1 Claim, 1 Drawing Sheet**






FIG. 1

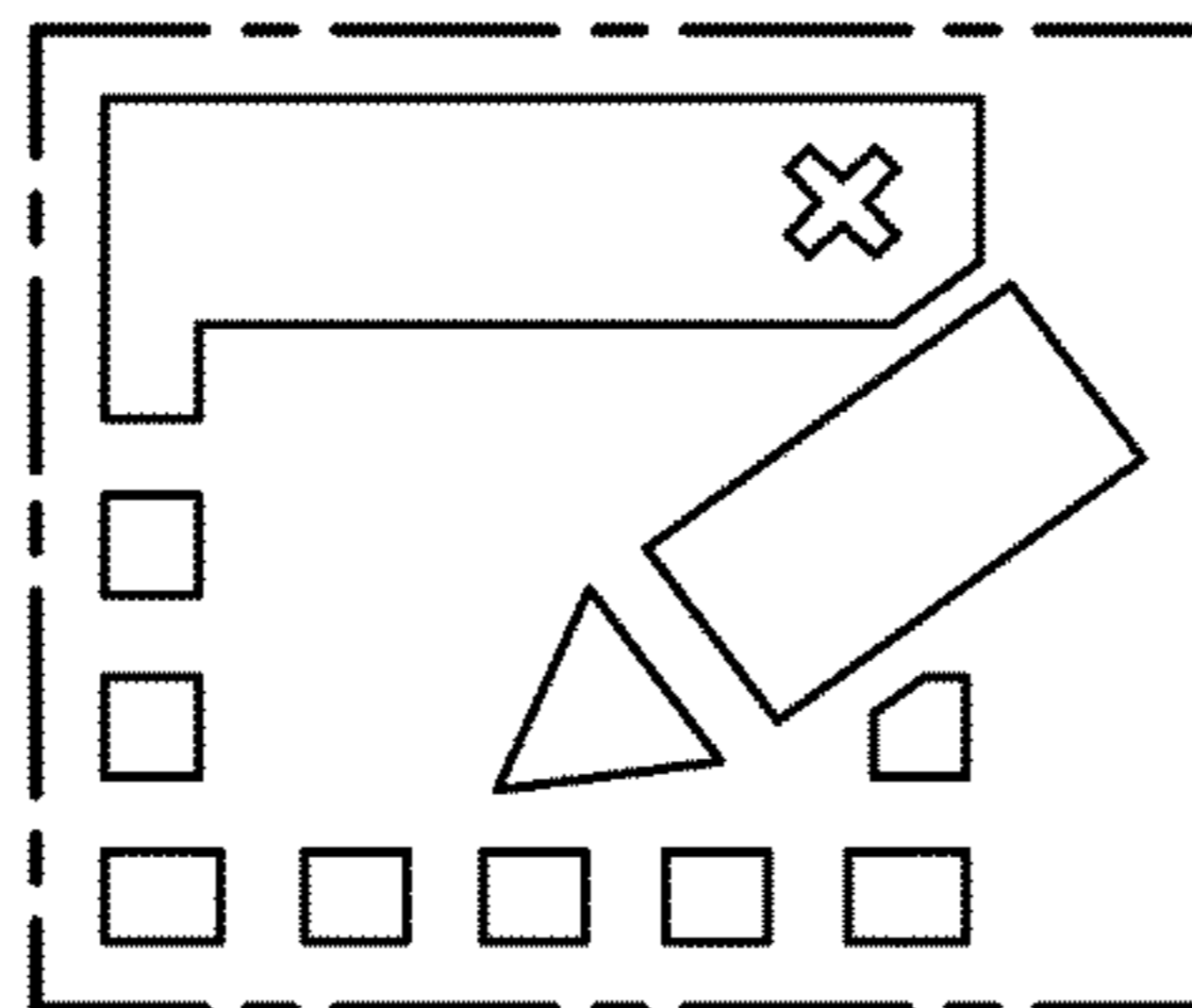


FIG. 2