



US00D745874S

(12) **United States Design Patent**
Huang

(10) **Patent No.:** **US D745,874 S**
(45) **Date of Patent:** **** Dec. 22, 2015**

(54) **USB MEMORY STICK**

(71) Applicant: **HO E SCREW & HARDWARE CO., LTD.**, Taoyuan (TW)

(72) Inventor: **Joseph Huang**, Taoyuan (TW)

(73) Assignee: **HO E SCREW & HARDWARE CO., LTD.**, Taoyuan (TW)

(**) Term: **14 Years**

(21) Appl. No.: **29/511,124**

(22) Filed: **Dec. 7, 2014**

(30) **Foreign Application Priority Data**

Jun. 25, 2014 (TW) 103303739

(51) **LOC (10) Cl.** **14-99**

(52) **U.S. Cl.**
USPC **D14/480.1**

(58) **Field of Classification Search**
USPC D14/411, 433, 432, 435.1, 436,
D14/480.1-480.7, 484.1, 137, 138, 140,
D14/155, 203.1-203.8, 240, 242, 356, 358,
D14/188, 217, 299, 191; D13/133, 154,
D13/110, 184; D3/273, 208; D9/432, 434;
D10/65, 75, 78
CPC A44B 15/005; H05K 5/0278; G06K
19/07732

See application file for complete search history.

(56) **References Cited**

U.S. PATENT DOCUMENTS

D537,818 S * 3/2007 Burton D14/480.1
D537,819 S * 3/2007 Zhao D14/480.1

D636,986 S * 5/2011 Idsoe D3/208
D662,941 S * 7/2012 Emami D14/480.3
D675,215 S * 1/2013 Akana D14/480.1
D706,278 S * 6/2014 Fukuoka D14/480.5
D709,513 S * 7/2014 Huang D14/480.3
D711,891 S * 8/2014 Emami D14/480.5
D720,761 S * 1/2015 Winzenried D14/480.5
8,929,063 B2 * 1/2015 Emami H05K 5/0278
361/679.32

OTHER PUBLICATIONS

2 results—TinEye, Visual archive of PNY USB Flash Drive, [Feb. 21, 2013] [online] [retrieved Sep. 3, 2015] <url:http://www.tineye.com/search/6abf720f98d764ff9d3f6ba51b64343b4bd09f08/?pluginver=chrome-1.1.4>.*

* cited by examiner

Primary Examiner — Karen E Kearney

Assistant Examiner — Nathaniel D Buckner

(74) *Attorney, Agent, or Firm* — Guice Patents PLLC


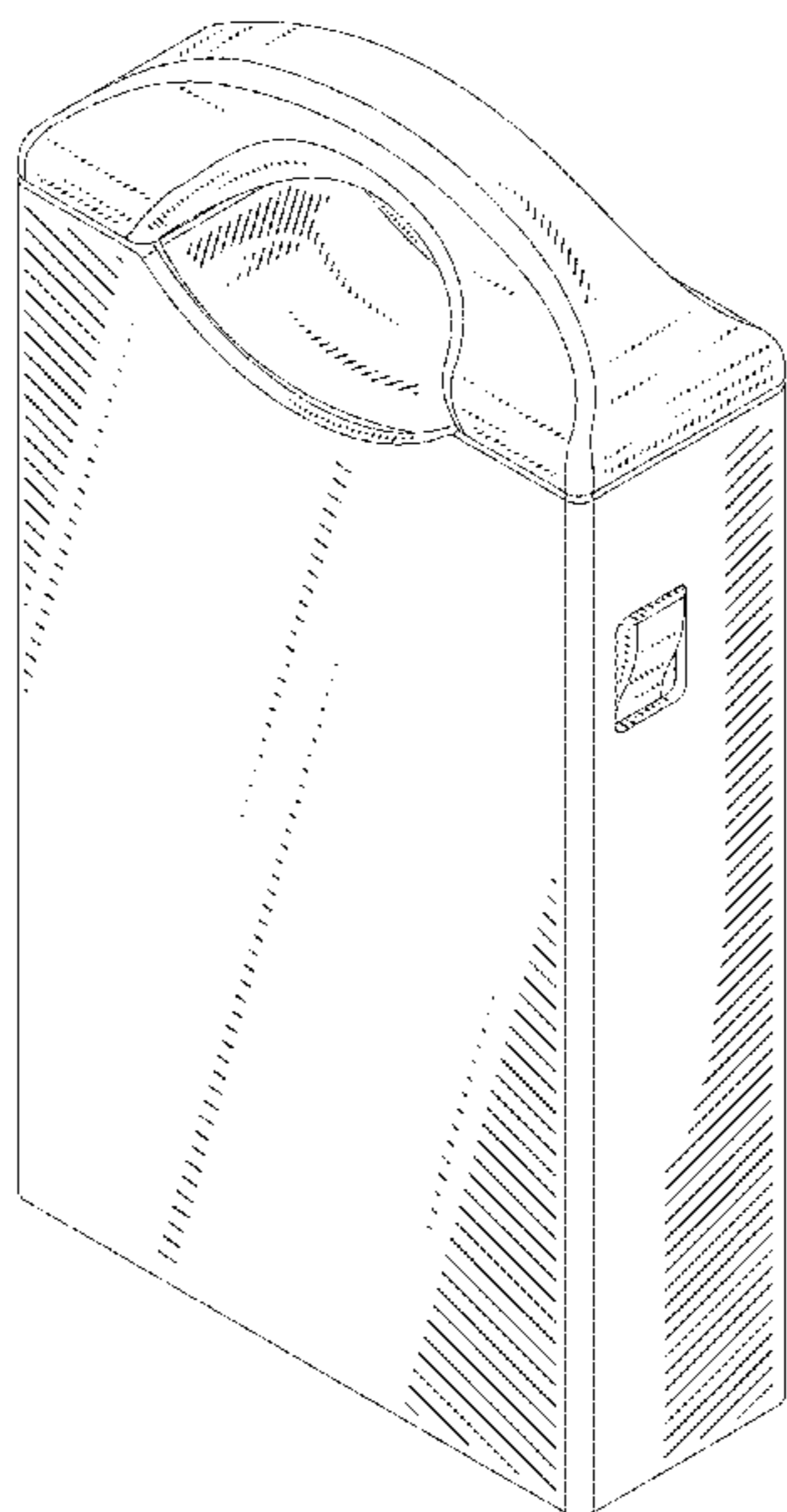
(57) **CLAIM**

The ornamental design for an USB memory stick, as shown and described.

DESCRIPTION

FIG. 1 is a perspective view of an USB memory stick showing my new design;
FIG. 2 is a front view thereof;
FIG. 3 is a rear view thereof;
FIG. 4 is a left side view thereof;
FIG. 5 is a right side view thereof;
FIG. 6 is a top view thereof; and,
FIG. 7 is a bottom view thereof.

1 Claim, 6 Drawing Sheets



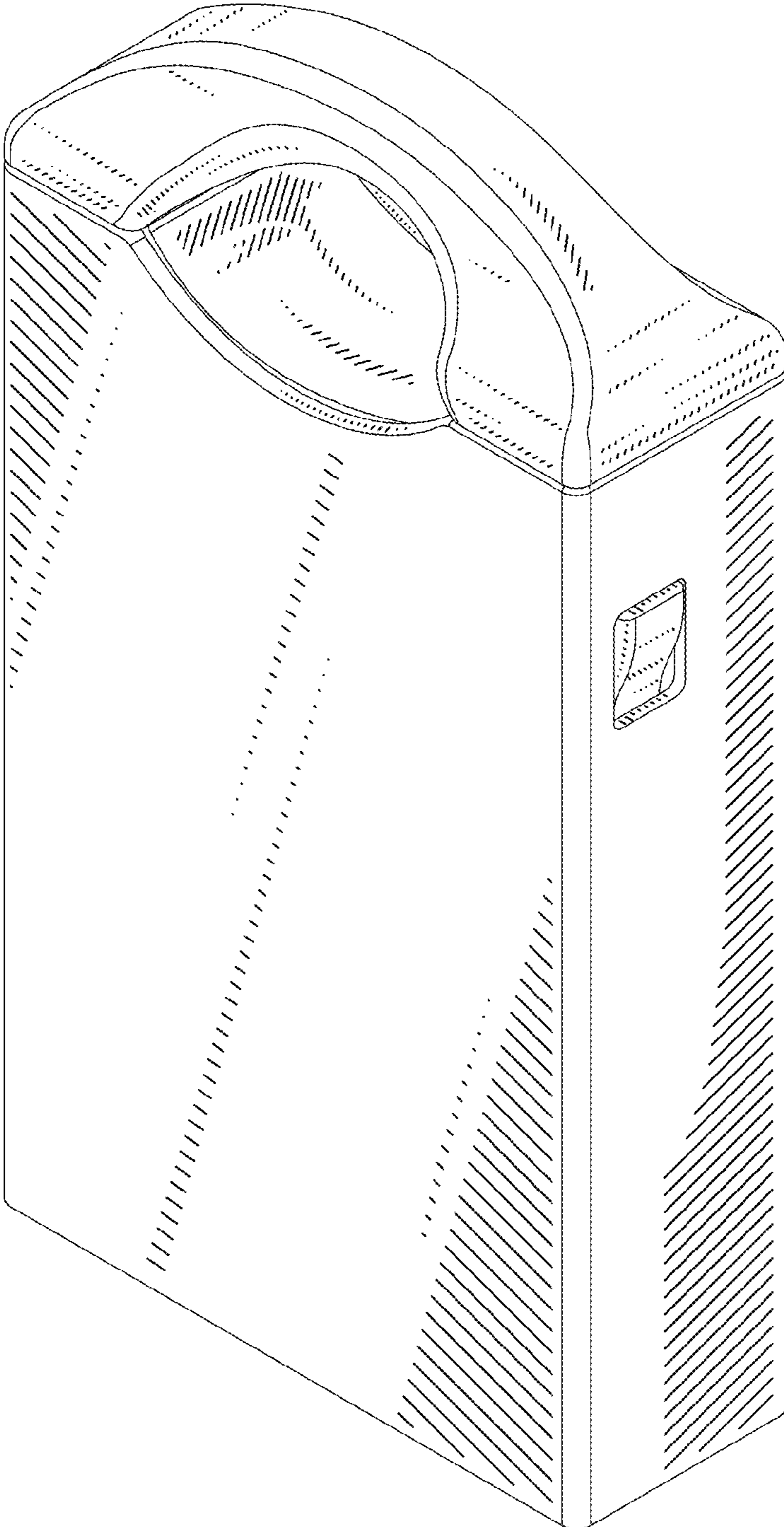


FIG. 1




FIG. 2




FIG. 3

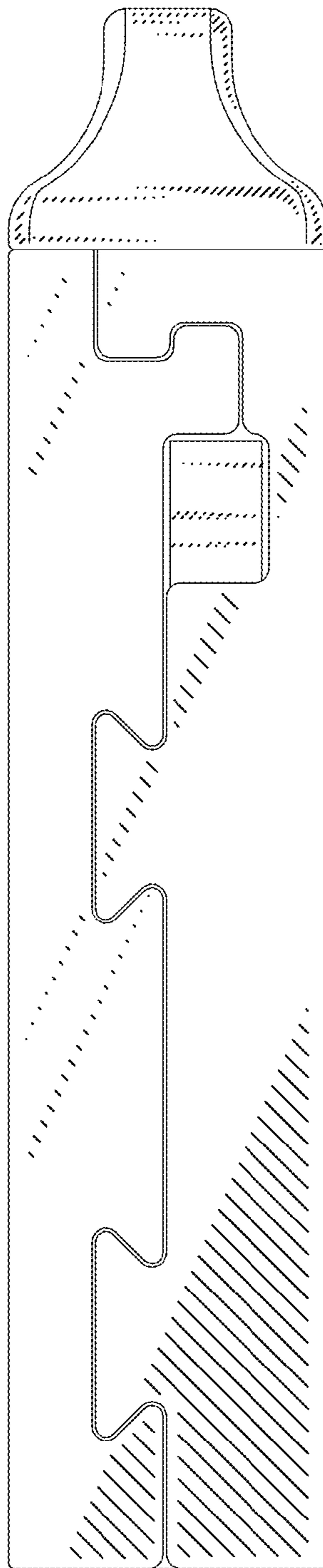


FIG. 4

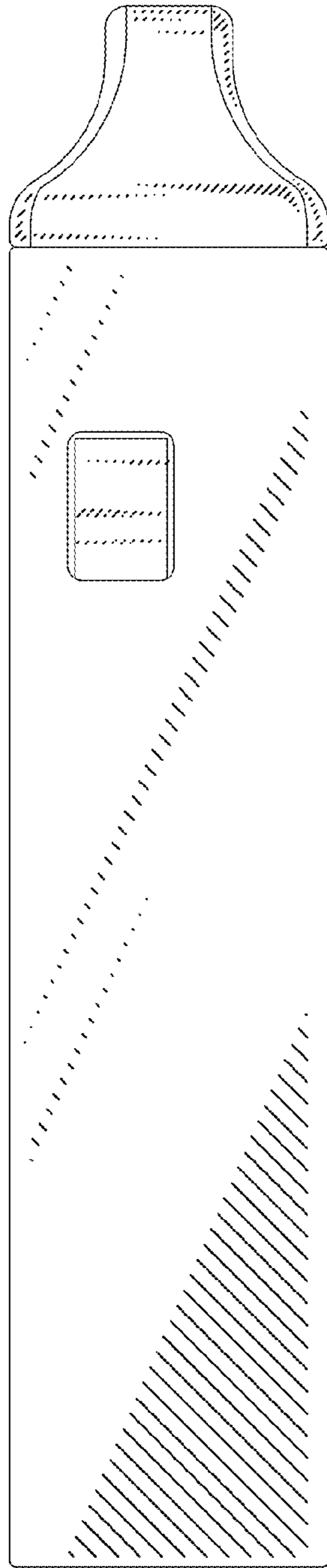


FIG. 5

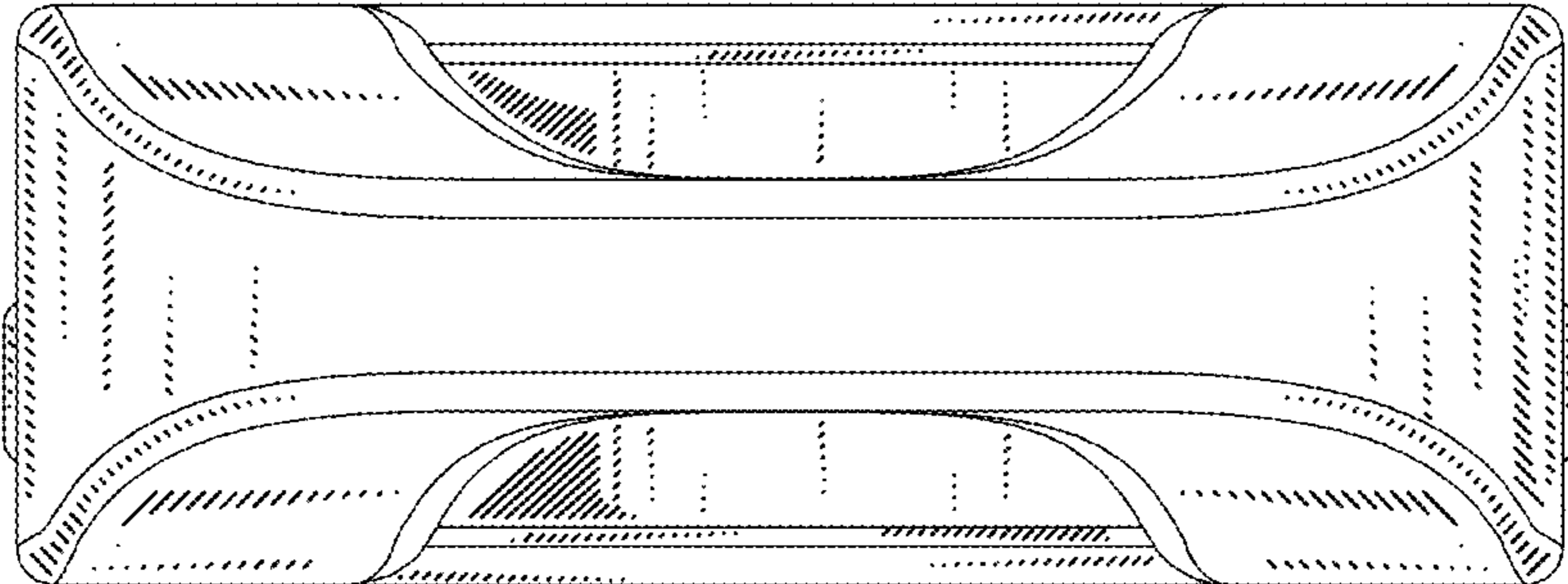


FIG. 6

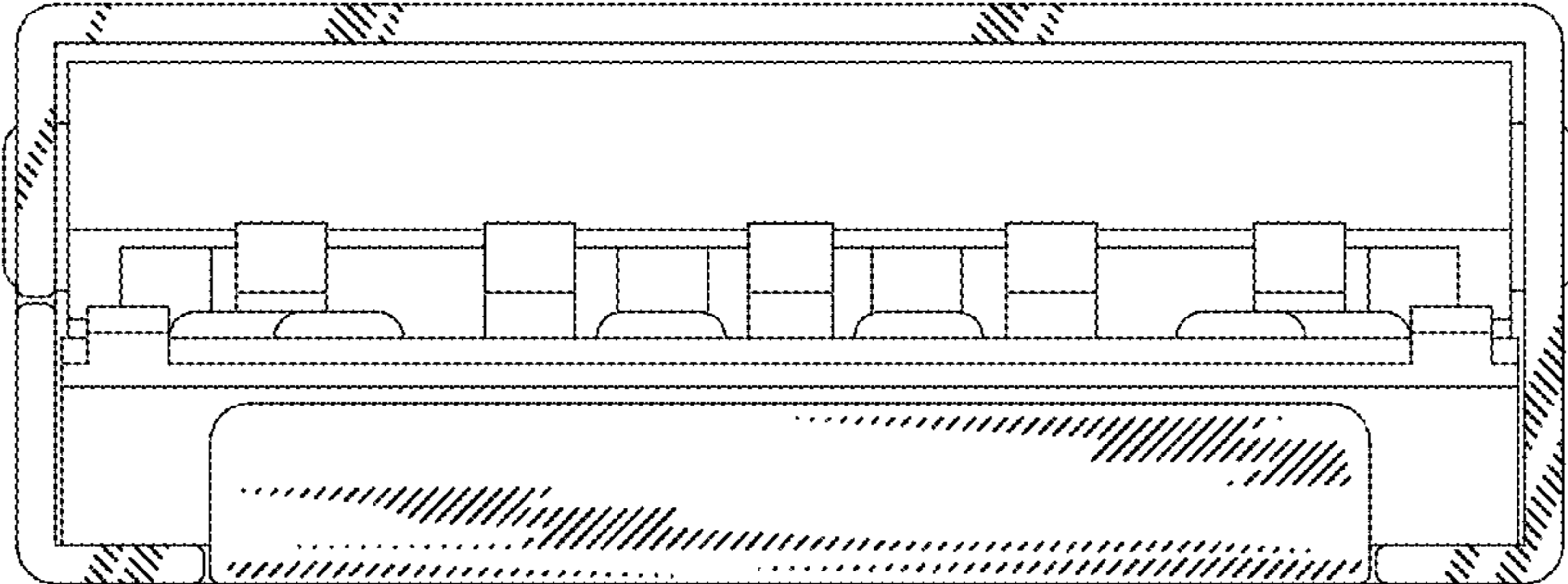


FIG. 7