



US00D745872S

(12) **United States Design Patent**  
**Xiang et al.**

(10) **Patent No.:** **US D745,872 S**

(45) **Date of Patent:** **\*\* Dec. 22, 2015**

(54) **FOLDABLE HOLDING DEVICE WITH LIGHT FOR TABLET COMPUTER**

(56)

**References Cited**

U.S. PATENT DOCUMENTS

(71) Applicant: **LOCTEK VISUAL TECHNOLOGY CORP., Ningbo (CN)**

(72) Inventors: **Lehong Xiang, Ningbo (CN); Qiang Chen, Ningbo (CN); Yi Ni, Ningbo (CN)**

(73) Assignee: **LOCTEK VISUAL TECHNOLOGY CORP. (CN)**

(\*\*) Term: **14 Years**

(21) Appl. No.: **29/483,948**

(22) Filed: **Mar. 4, 2014**

(30) **Foreign Application Priority Data**

Sep. 6, 2013 (CN) ..... 2013 3 0429574

(51) **LOC (10) Cl.** ..... **08-07**

(52) **U.S. Cl.**  
USPC ..... **D14/447**

(58) **Field of Classification Search**  
USPC ..... D14/447, 432, 434, 439, 440, 451, 452, D14/457, 239; D12/415; D6/406.3, 406.4, D6/406.5, 406.6; D8/363, 373, 380  
CPC ..... F16M 2200/00; F16M 13/00; A45C 2011/003; A45C 2011/002; A47B 2023/049; A47B 2097/005; A47B 2097/006; A47B 21/04  
See application file for complete search history.

D644,230 S *	8/2011	Lin .....	D14/447
D658,189 S *	4/2012	Zhao et al. ....	D14/447
D659,147 S *	5/2012	Hu et al. ....	D14/447
D665,812 S *	8/2012	Huang et al. ....	D14/447
D667,011 S *	9/2012	Wu et al. ....	D14/447
D667,012 S *	9/2012	Chen et al. ....	D14/447
D668,256 S *	10/2012	Matteo .....	D14/447
D670,296 S *	11/2012	Seehoff .....	D14/447
D672,782 S *	12/2012	Gross .....	D14/447
D685,378 S *	7/2013	Deng .....	D14/447
D703,676 S *	4/2014	Smith et al. ....	D14/447
D722,067 S *	2/2015	Jung et al. ....	D14/451
2013/0168288 A1 *	7/2013	Liang et al. ....	206/766

\* cited by examiner

*Primary Examiner* — Angela J Lee

(74) *Attorney, Agent, or Firm* — Marger Johnson

(57) **CLAIM**

The ornamental design for a foldable holding device with light for tablet computer, as shown and described.

**DESCRIPTION**

FIG. 1 is a front view of a foldable holding device with light for tablet computer;  
FIG. 2 is a back view thereof;  
FIG. 3 is a top view thereof;  
FIG. 4 is a bottom view thereof;  
FIG. 5 is a left view thereof;  
FIG. 6 is a right view thereof;  
FIG. 7 is a perspective view thereof, showing the foldable holding device in a folded state; and,  
FIG. 8 is a perspective view thereof, showing the foldable holding device in an unfolded and working state.

**1 Claim, 7 Drawing Sheets**

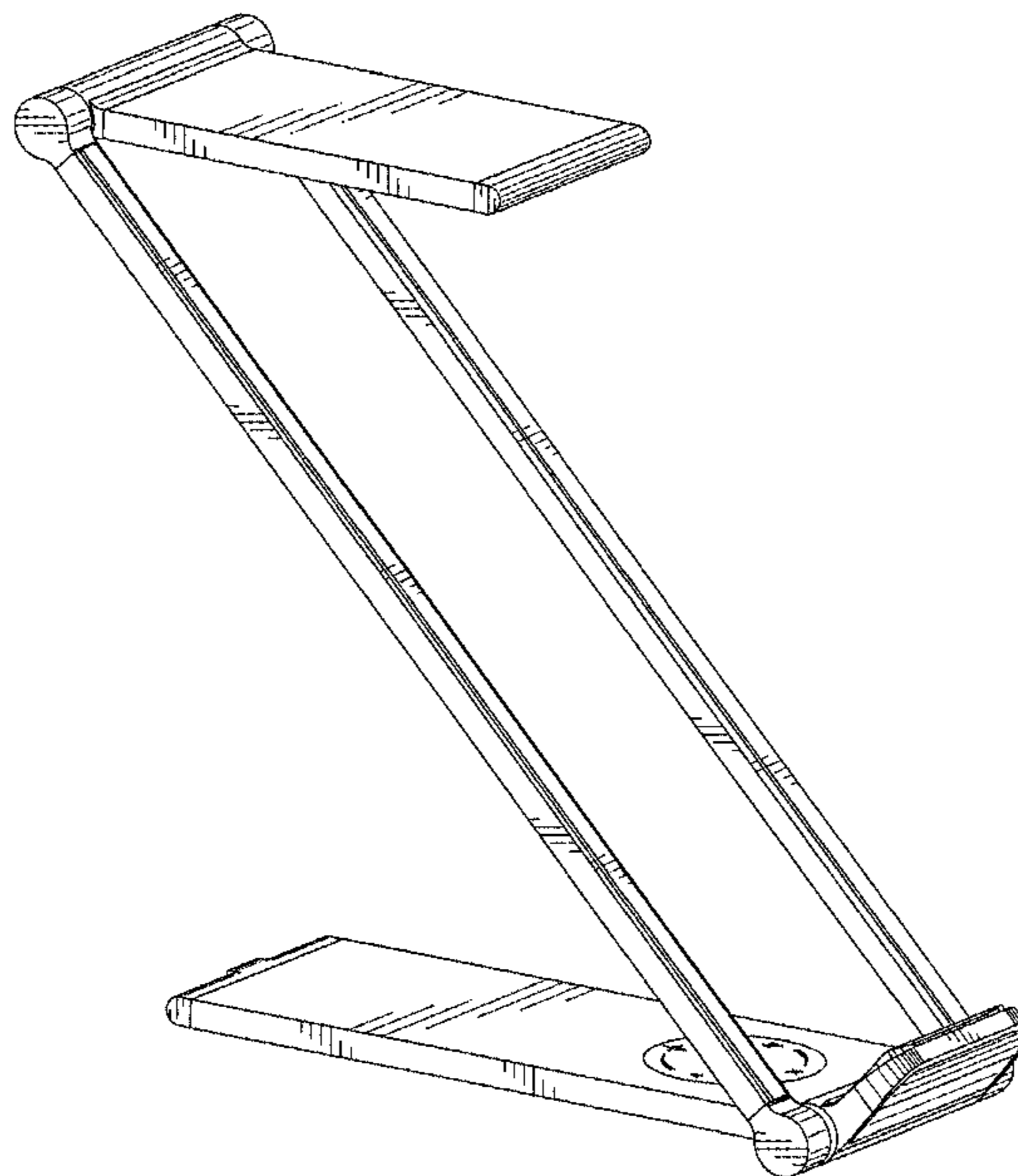


Fig. 1

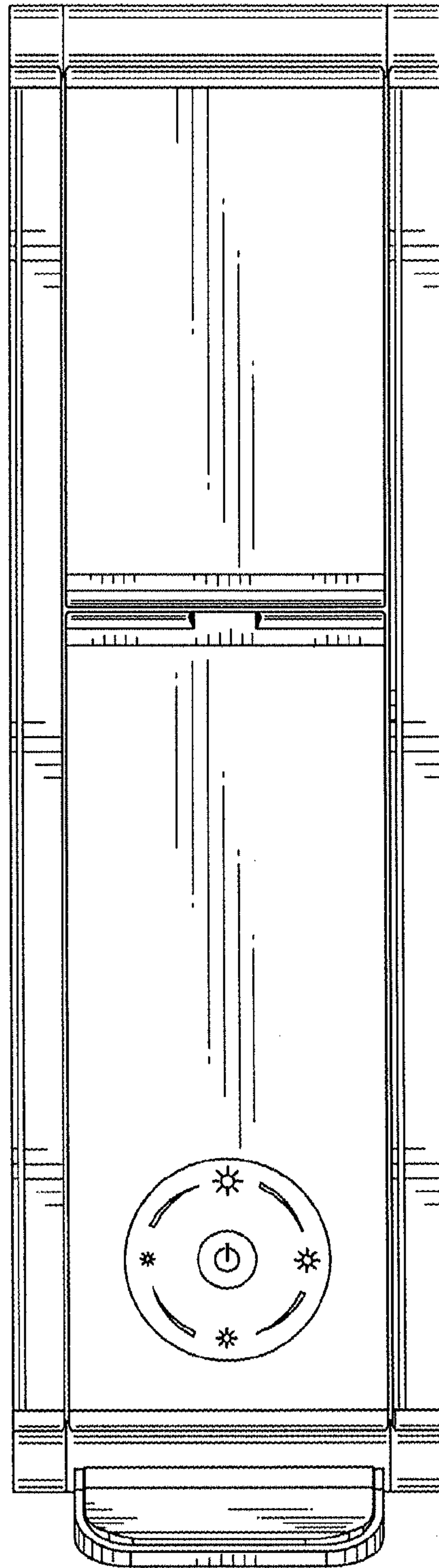


Fig. 2

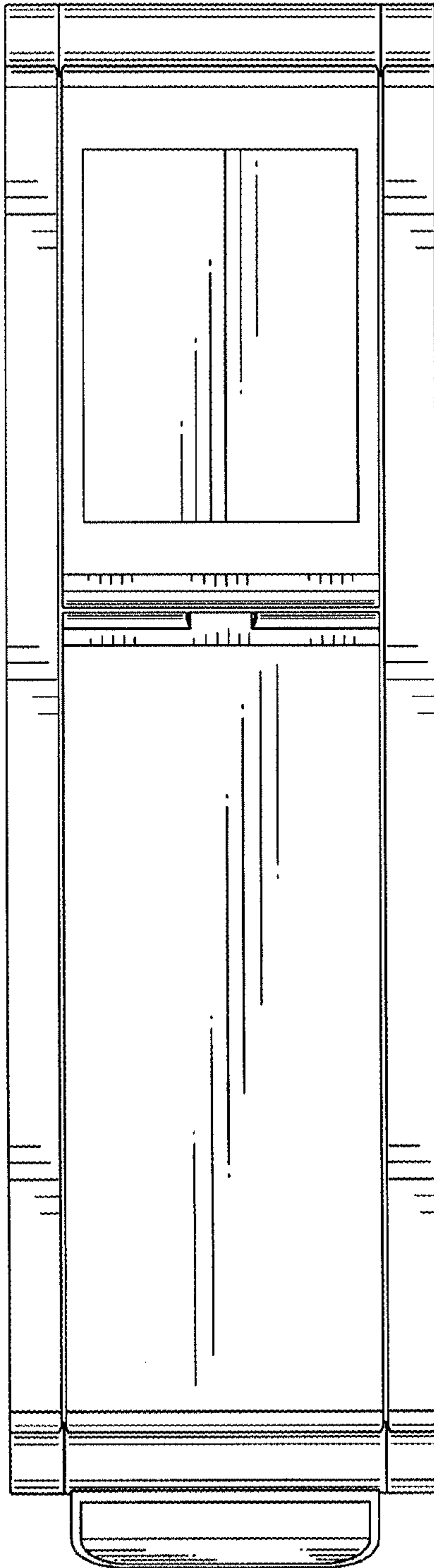


Fig. 3



Fig. 4

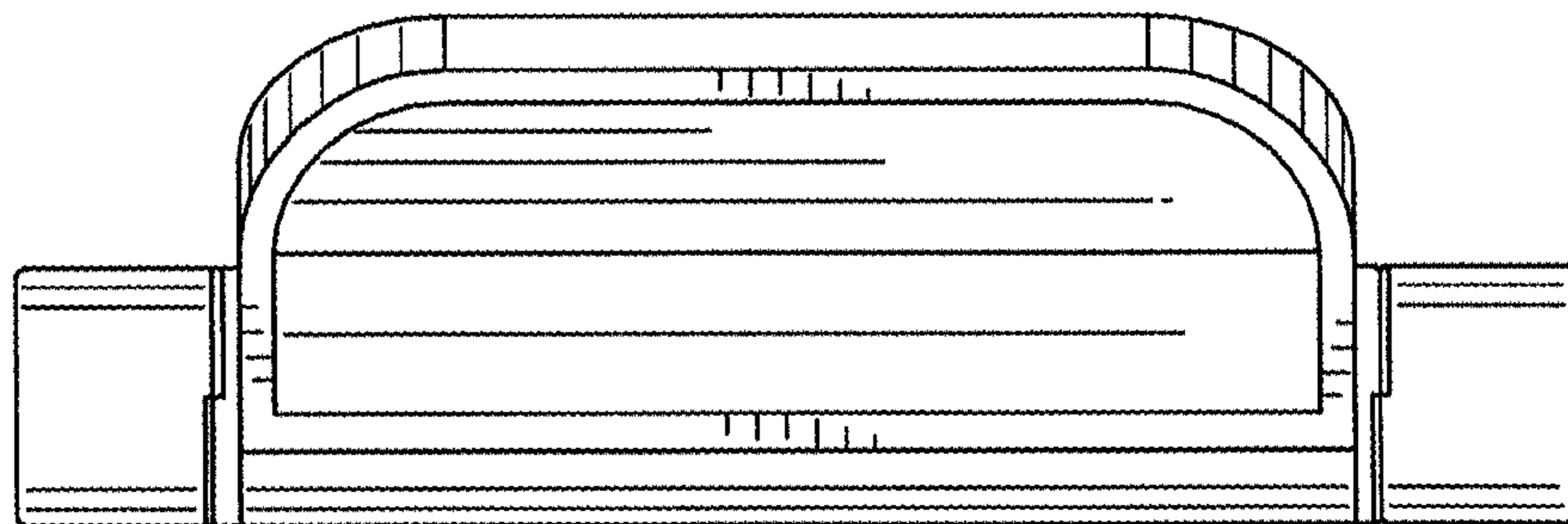


Fig. 5

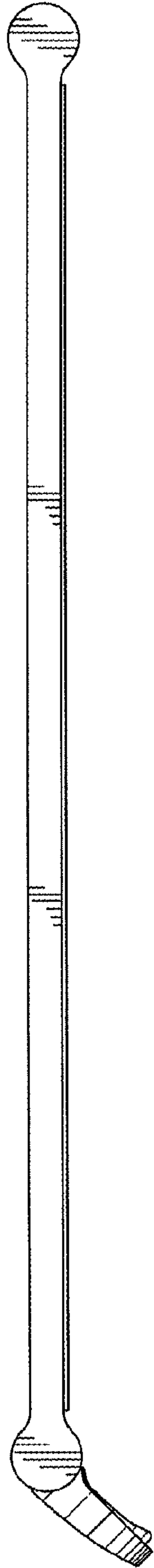


Fig. 6

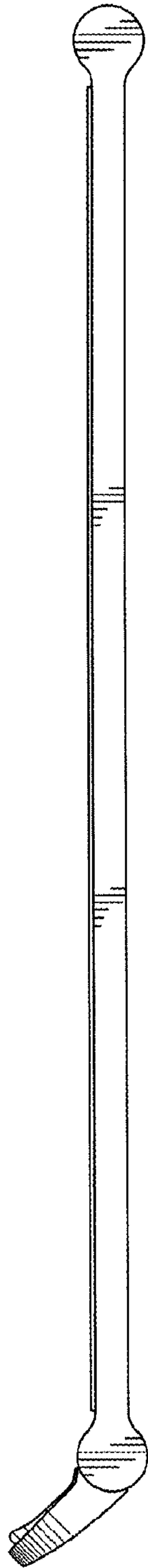


Fig. 7

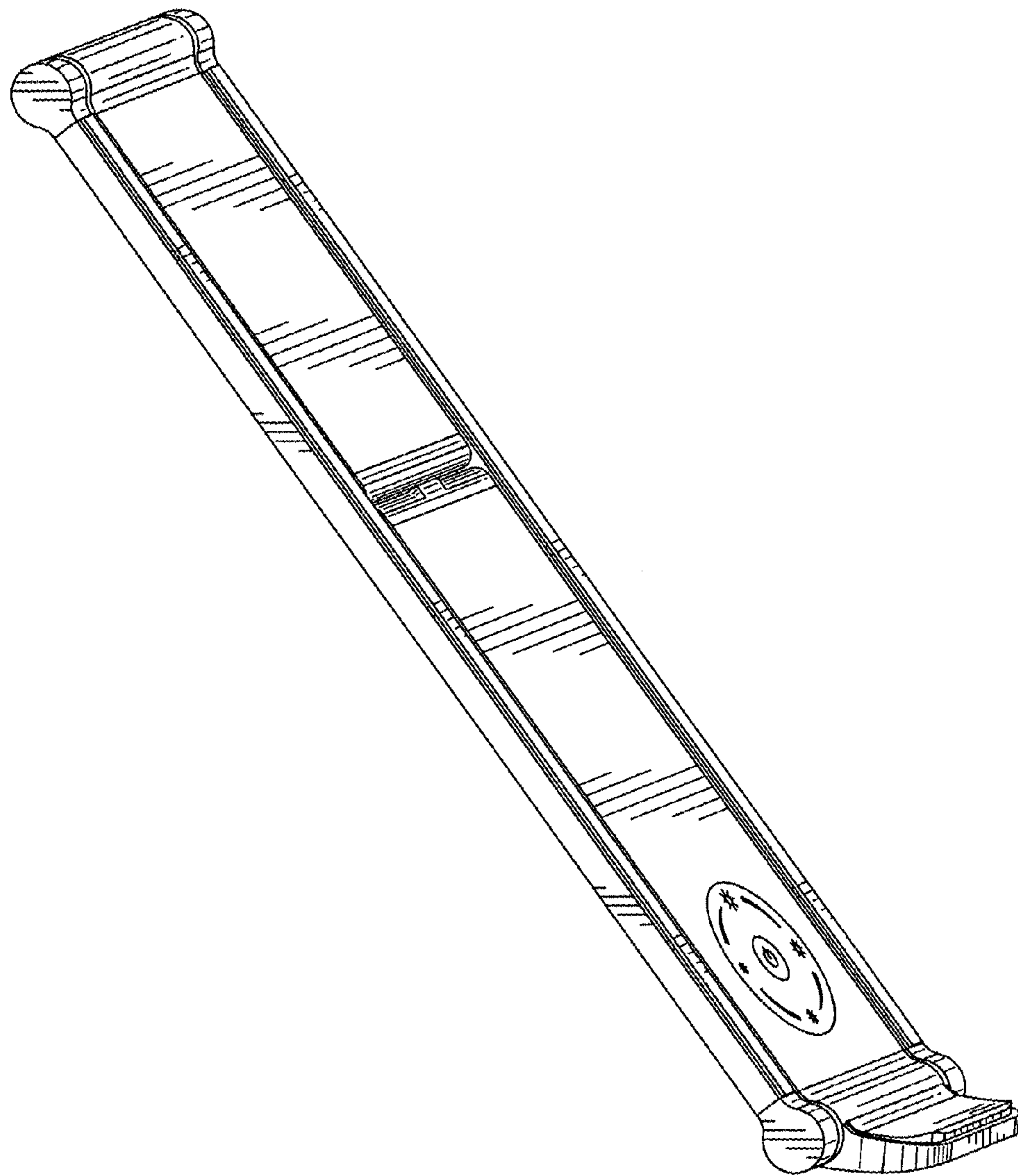


Fig. 8

