



US00D745851S

(12) **United States Design Patent**
Beck et al.

(10) **Patent No.:** **US D745,851 S**

(45) **Date of Patent:** **** Dec. 22, 2015**

(54) **ELECTRONICS CABLE**

(71) Applicant: **Paracable, Inc.**, Houston, TX (US)

(72) Inventors: **Travis Beck**, Houston, TX (US); **David Fisher**, Catoosa, OK (US)

(73) Assignee: **Paracable, Inc.**, Houston, TX (US)

(**) Term: **14 Years**

(21) Appl. No.: **29/460,346**

(22) Filed: **Jul. 10, 2013**

(51) **LOC (10) Cl.** **13-03**

(52) **U.S. Cl.**
USPC **D13/153**

(58) **Field of Classification Search**
USPC D13/153, 154, 147; 174/36, 102 R,
174/102 D, 107, 121 R, 116, 121 SR, 117 F,
174/106 R, 93, 71 R, 28; 439/610; D5/99;
428/592

See application file for complete search history.

(56) **References Cited**

U.S. PATENT DOCUMENTS

| | | | | | |
|-----------|------|---------|-----------------|-------|------------|
| 171,744 | A * | 1/1876 | Smith | | 428/592 |
| 1,749,740 | A * | 3/1930 | Frederickson | | 174/121 R |
| 3,683,104 | A * | 8/1972 | Woodland et al. | | 174/116 |
| 4,045,611 | A * | 8/1977 | Torgerson | | 174/121 SR |
| 4,131,758 | A * | 12/1978 | Felkel | | 174/107 |
| 4,131,759 | A * | 12/1978 | Felkel | | 174/107 |
| 4,154,977 | A * | 5/1979 | Verma | | 174/117 F |
| 4,187,391 | A * | 2/1980 | Voser | | 174/106 R |
| D357,668 | S * | 4/1995 | Lucey et al. | | D13/153 |
| 5,414,211 | A * | 5/1995 | Chan | | 174/36 |
| 6,229,092 | B1 * | 5/2001 | Pirovano | | 174/93 |
| 6,288,328 | B1 * | 9/2001 | Brake et al. | | 174/28 |
| 6,288,337 | B1 * | 9/2001 | Sato et al. | | 174/71 R |
| D454,117 | S * | 3/2002 | Barlow et al. | | D13/153 |
| D457,141 | S * | 5/2002 | Barlow et al. | | D13/153 |
| 6,828,501 | B2 * | 12/2004 | Eves et al. | | 174/36 |
| 7,554,038 | B2 * | 6/2009 | Oga et al. | | 174/102 R |
| D609,477 | S * | 2/2010 | Leppert | | D5/99 |

| | | | | | |
|-----------|------|---------|---------------|-------|-----------|
| 7,754,969 | B2 * | 7/2010 | Kummer et al. | | 174/102 D |
| D621,362 | S * | 8/2010 | Huang et al. | | D13/147 |
| D632,259 | S * | 2/2011 | Leppert | | D13/153 |
| D636,337 | S * | 4/2011 | Smith et al. | | D13/147 |
| D647,862 | S * | 11/2011 | Sieff | | D13/153 |

(Continued)

Primary Examiner — Holly Baynham

Assistant Examiner — Rhea Shields

(74) *Attorney, Agent, or Firm* — Hoffmann & Baron, LLP

(57) **CLAIM**

The ornamental design for an electronics cable, as shown and described.

DESCRIPTION

FIG. 1 is a top perspective view of the electronics cable in accordance with our new design, with FIG. 2 being an enlarged and partial view of the top perspective view;

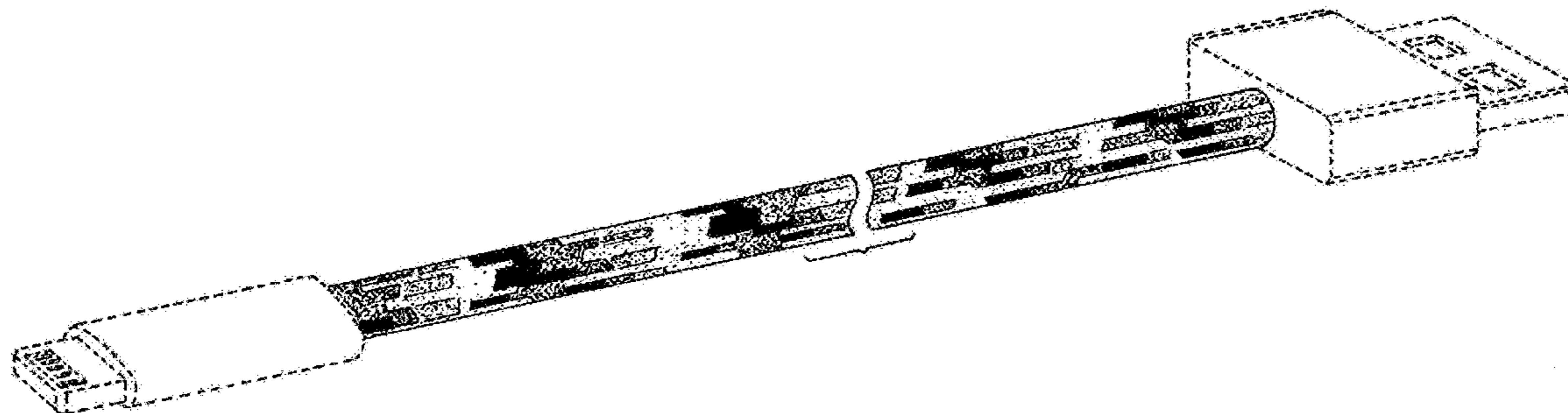
FIG. 3 is a top plan view thereof, with FIG. 4 being an enlarged and partial view of the top plan view; FIG. 5 is a left elevational view thereof; FIG. 6 is a right elevational view thereof; FIG. 7 is a front elevational view thereof, with FIG. 8 being an enlarged and partial view of the front elevational view;

FIG. 9 is a rear elevational view thereof, with FIG. 10 being an enlarged and partial view of the rear elevational view; and

FIG. 11 is a bottom plan view thereof, with; and, FIG. 12 being an enlarged and partial view of the bottom elevational view.

In the drawings, the electronics cable is shown with a symbolic break in its length. The appearance of any portion of the article between the break lines forms no part of the claimed design The stippling feature shown in the drawings indicates contrast in appearance. The broken lines in the drawings depict unclaimed subject matter only and form no part of the claimed design.

1 Claim, 5 Drawing Sheets



(56)

References Cited

U.S. PATENT DOCUMENTS

| | | | | | | | | | |
|--------------|---------|-----------------|-------|---------|-------------------|---------|--------------|-------|---------|
| D679,253 S * | 4/2013 | Lin | | D13/153 | D705,175 S * | 5/2014 | Chu | | D13/147 |
| D680,077 S * | 4/2013 | Richards et al. | | D13/147 | D711,383 S * | 8/2014 | Lam et al. | | D14/433 |
| D694,190 S * | 11/2013 | Wincek | | D13/147 | D714,731 S * | 10/2014 | Lee | | D13/147 |
| D704,139 S * | 5/2014 | Yamamoto | | D13/147 | D716,235 S * | 10/2014 | Tien | | D13/147 |
| | | | | | 2007/0123106 A1 * | 5/2007 | Zhang | | 439/610 |
| | | | | | 2012/0261159 A1 * | 10/2012 | Ulfig et al. | | 174/107 |

* cited by examiner

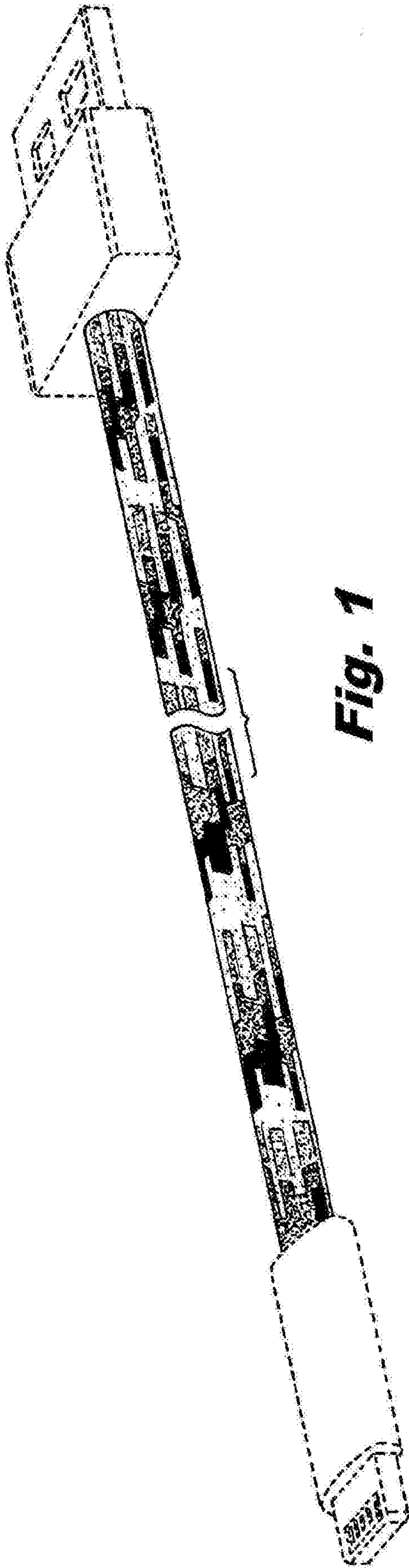


Fig. 1

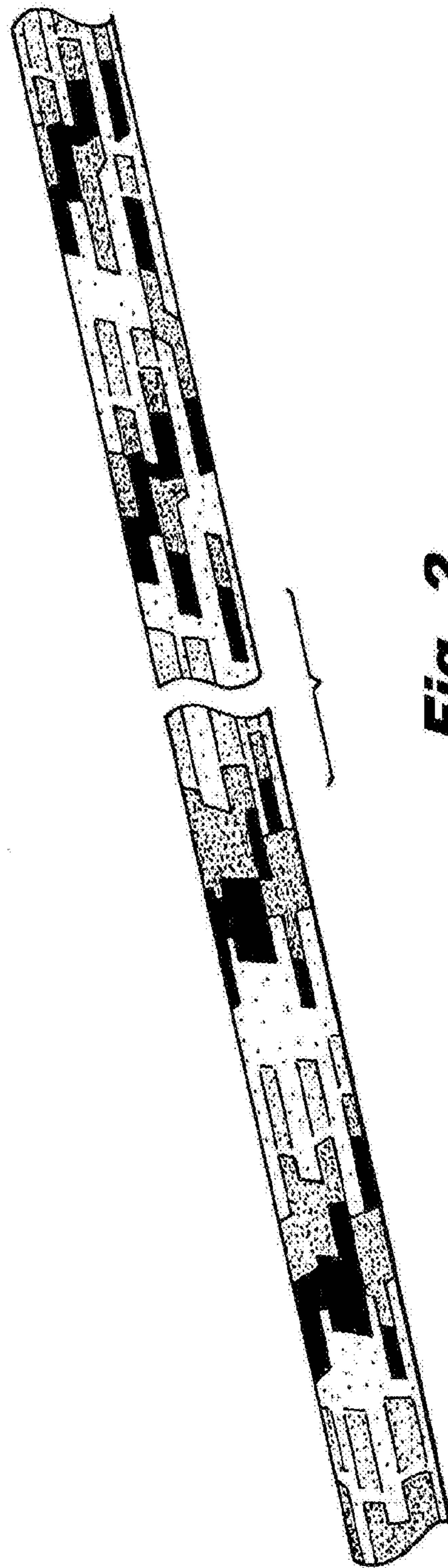


Fig. 2

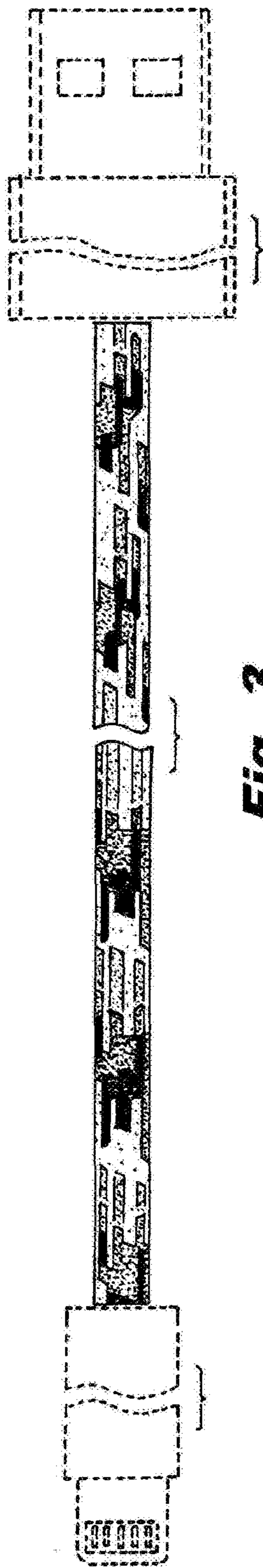


Fig. 3




Fig. 4




Fig. 6



Fig. 5

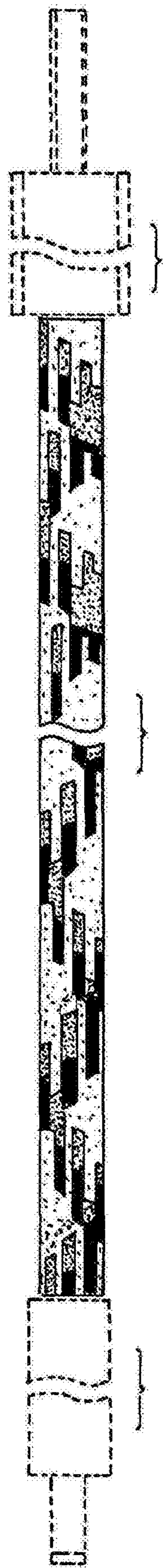


Fig. 7




Fig. 8

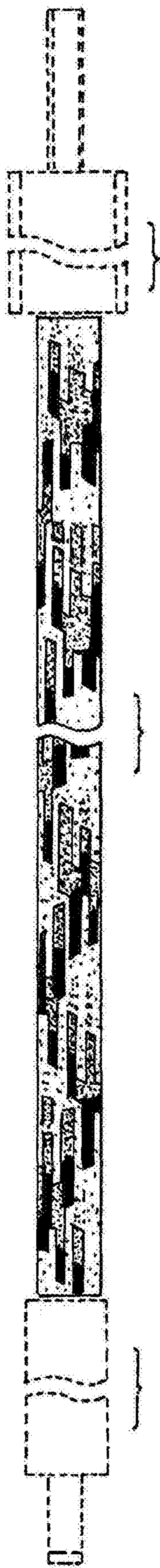


Fig. 9

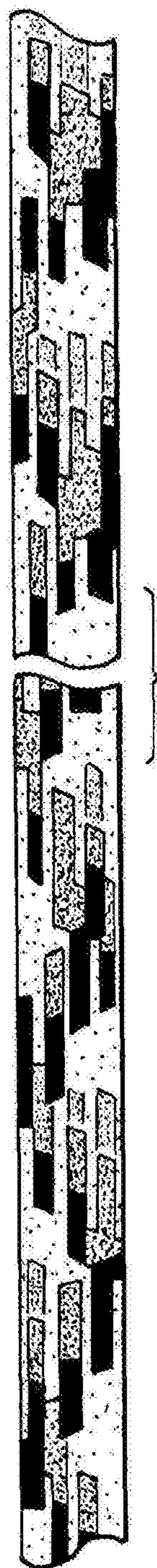


Fig. 10

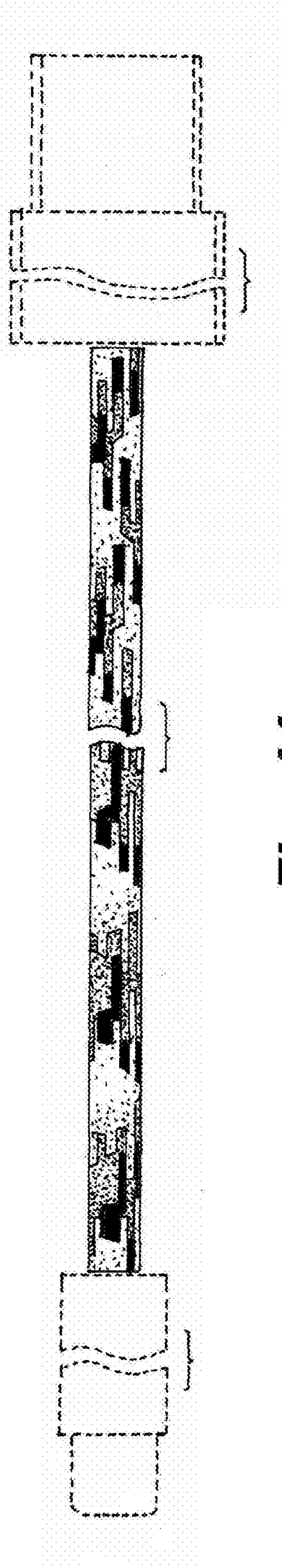


Fig. 11

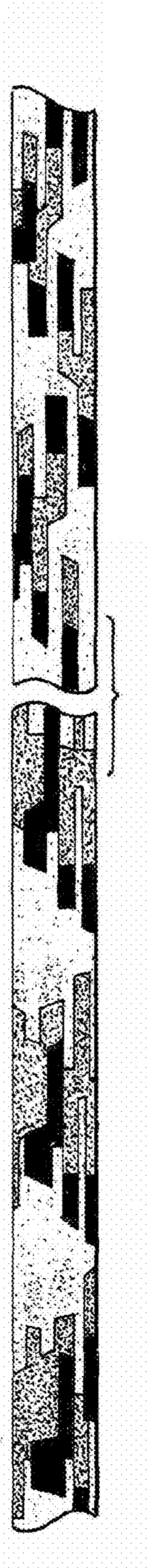


Fig. 12