



US00D745834S

(12) **United States Design Patent**
Behling

(10) **Patent No.:** **US D745,834 S**
(45) **Date of Patent:** **** Dec. 22, 2015**

(54) **WATCH DIAL**

(71) Applicant: **LVMH Swiss Manufactures SA**, La Chaux-de-Fonds (CH)

(72) Inventor: **Christoph Behling**, London (GB)

(73) Assignee: **LVMH Swiss Manufactures SA**, La Chaux-de-Fonds (CH)

(**) Term: **14 Years**

(21) Appl. No.: **29/469,782**

(22) Filed: **Oct. 15, 2013**

(30) **Foreign Application Priority Data**

Apr. 17, 2013 (CH) 733913101

(51) **LOC (10) Cl.** **10-07**

(52) **U.S. Cl.**
USPC **D10/126**

(58) **Field of Classification Search**

USPC D10/30-39, 1-29, 122-132

CPC G04B 3/048; G04B 19/00; G04B 19/06;

G04B 19/10; G04B 19/24; G04B 45/00;

G04B 49/00; G04F 7/08; G04F 7/0804;

G04F 7/0866; G04F 7/0871

See application file for complete search history.

(56) **References Cited**

U.S. PATENT DOCUMENTS

D357,192 S * 4/1995 Schneider D10/32

D358,101 S * 5/1995 Scheufele D10/32

5,473,580 A * 12/1995 Gilomen et al. 368/28

6,570,823 B1 * 5/2003 Gilomen et al. 368/113

D517,432 S *	3/2006	Laucella	D10/39
D517,927 S *	3/2006	Enomoto et al.	D10/32
D520,384 S *	5/2006	Scheufele	D10/39
D540,195 S *	4/2007	Nussbaumer	D10/31
D568,769 S *	5/2008	Emch Ducommun	D10/32
D619,486 S *	7/2010	Cerrato	D10/126
D625,639 S *	10/2010	Kamata	D10/126
7,905,655 B2 *	3/2011	Jolidon	368/101
D662,848 S *	7/2012	Ganz	D10/126
8,235,587 B2 *	8/2012	Hiranuma et al.	368/295
D686,092 S *	7/2013	Schoepfer	D10/39
D687,329 S *	8/2013	Hamel	D10/126
D692,322 S *	10/2013	Behling	D10/39
2012/0182838 A1 *	7/2012	Farron et al.	368/18

* cited by examiner

Primary Examiner — Martie K Holtje

(74) *Attorney, Agent, or Firm* — Mark S. Leonardo; Brown Rudnick LLP

(57) **CLAIM**

The ornamental design for a watch dial, as shown and described.

DESCRIPTION

FIG. 1 is a front perspective view of a watch dial showing my new design;

FIG. 2 is a front elevational view thereof;

FIG. 3 is a rear elevational view thereof;

FIG. 4 is a bottom plan view thereof;

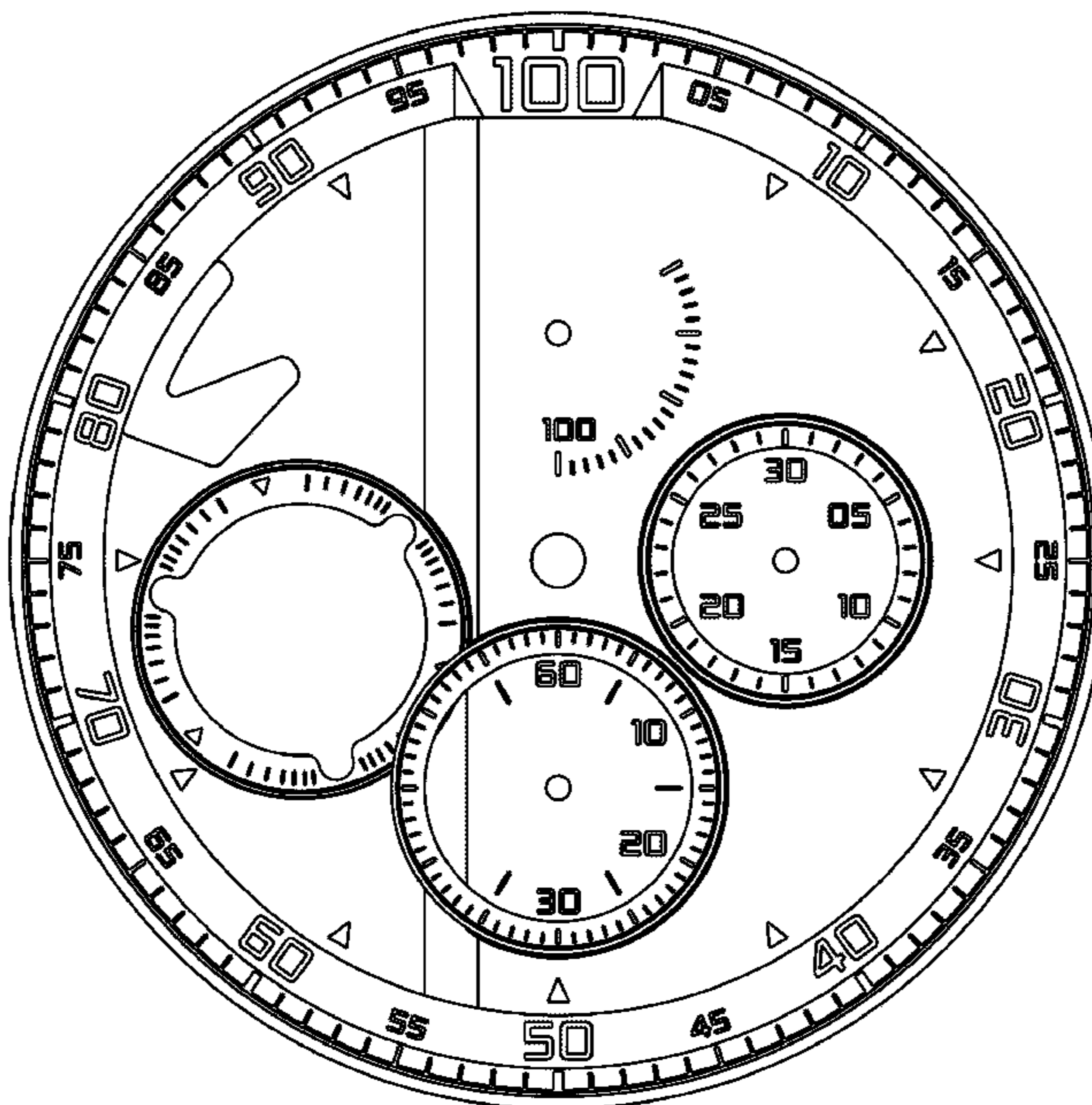
FIG. 5 is a top plan view thereof;

FIG. 6 is a right side elevational view thereof; and,

FIG. 7 is a left side elevational view thereof.

The structural features depicted with broken lines in FIG. 3 have been shown for the purpose of illustrating portions of the watch case and dial that form no part of the claimed design.

1 Claim, 7 Drawing Sheets



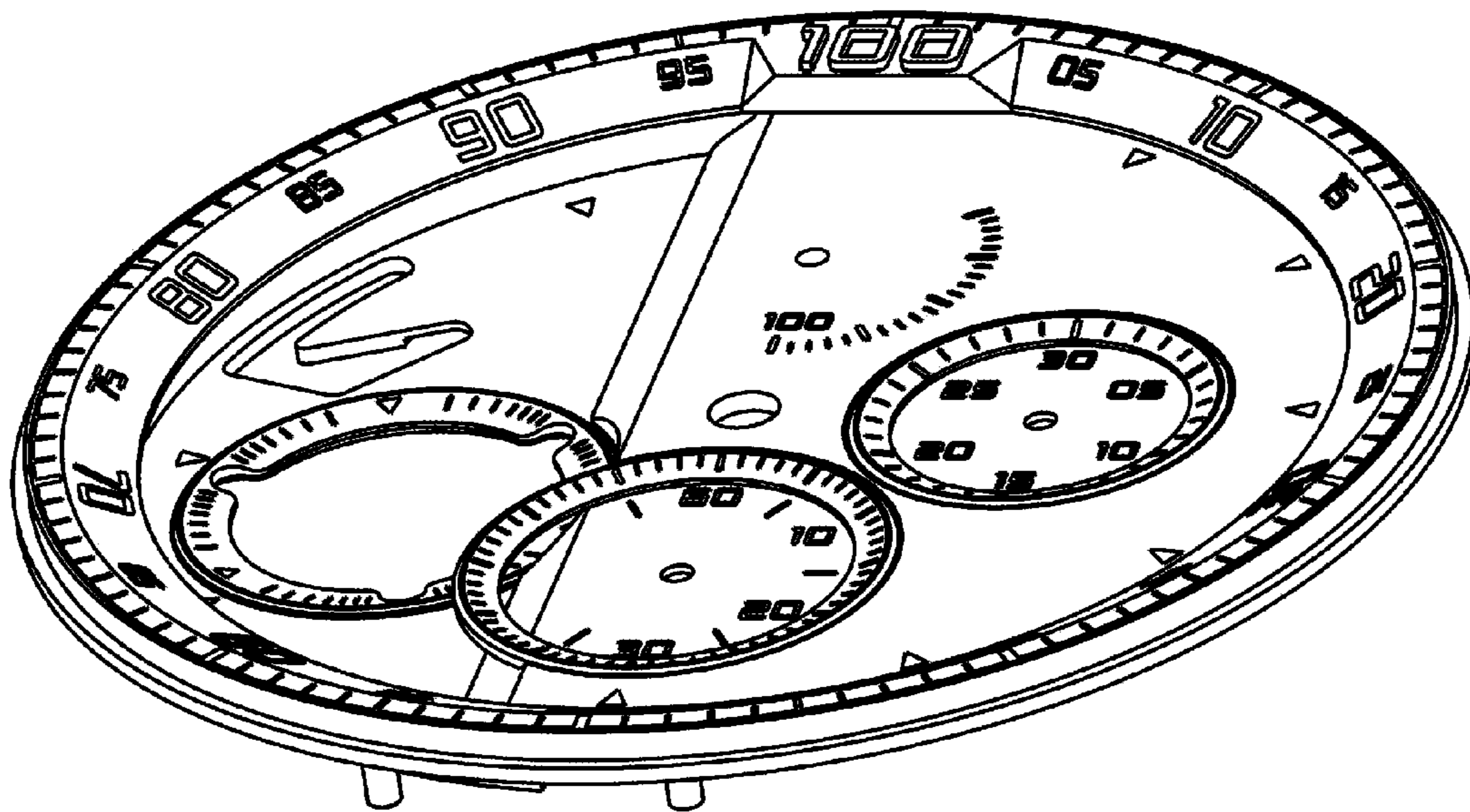


FIG. 1

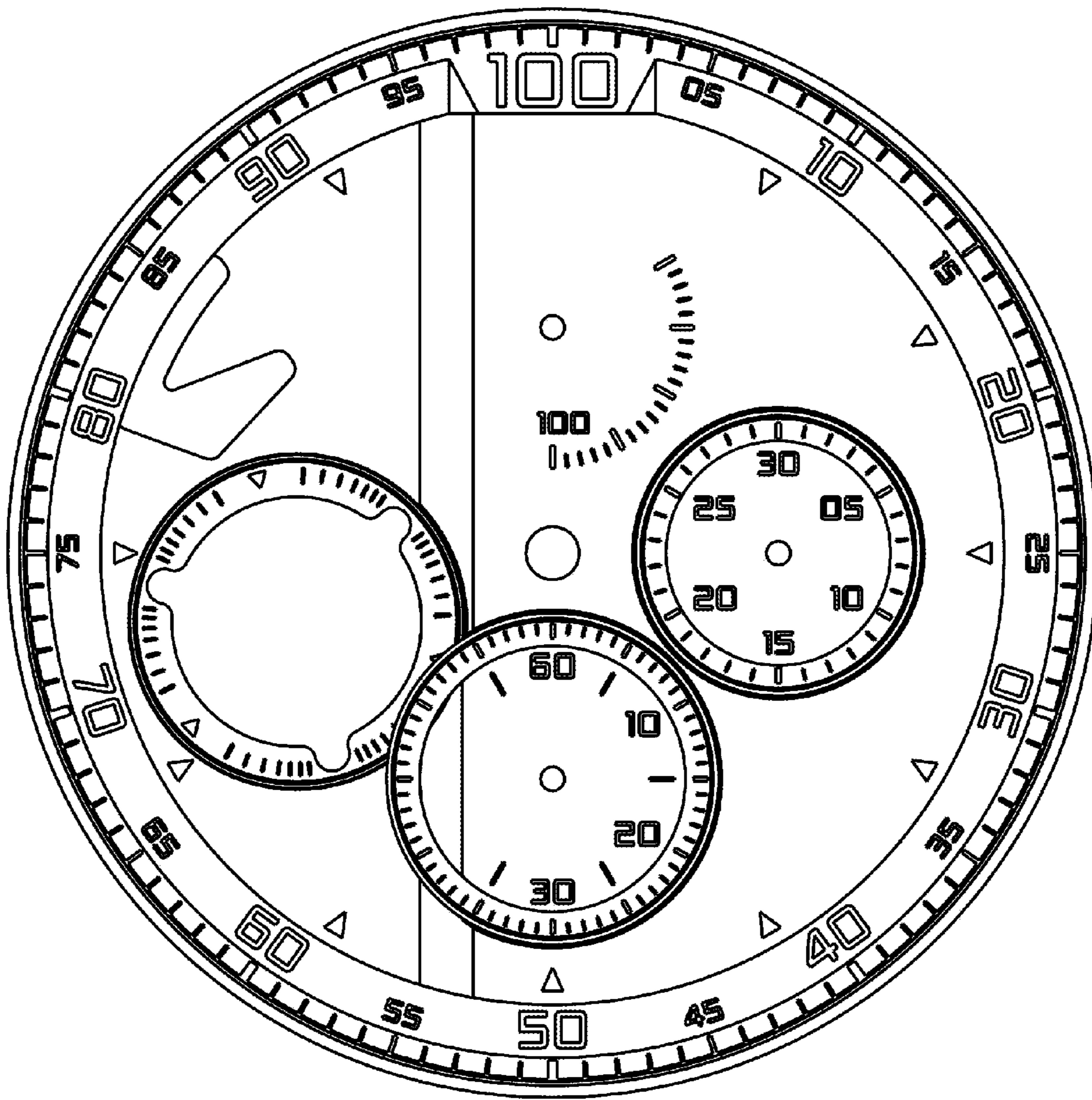


FIG. 2

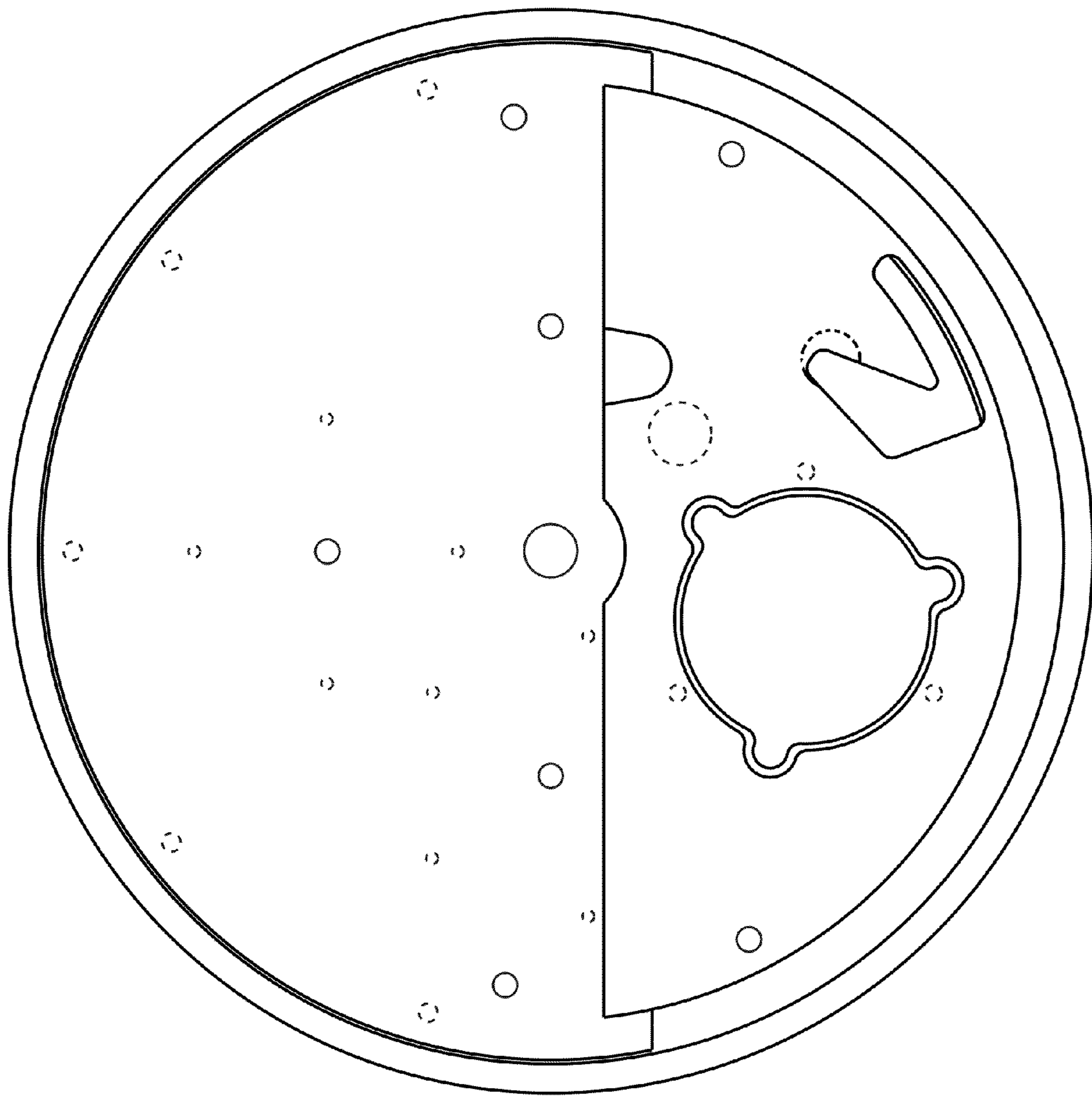


FIG. 3

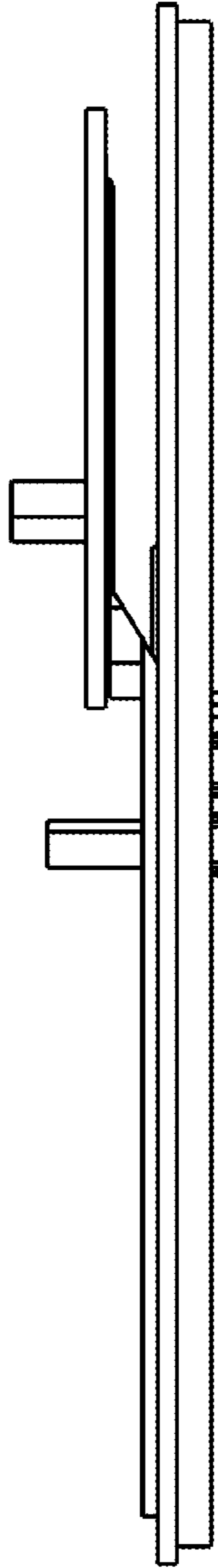


FIG. 4

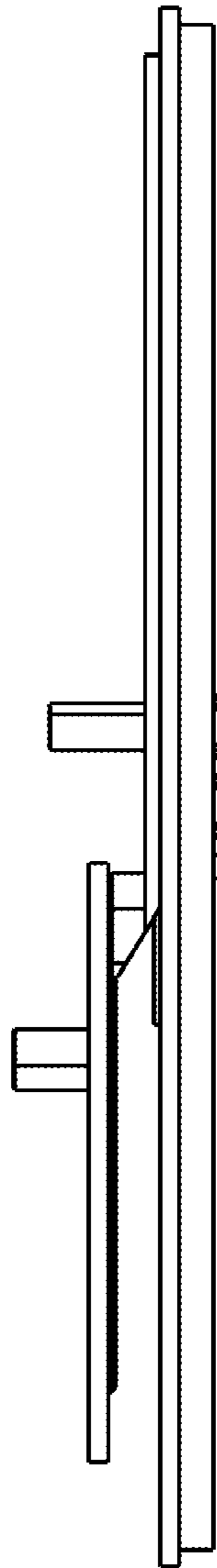


FIG. 5

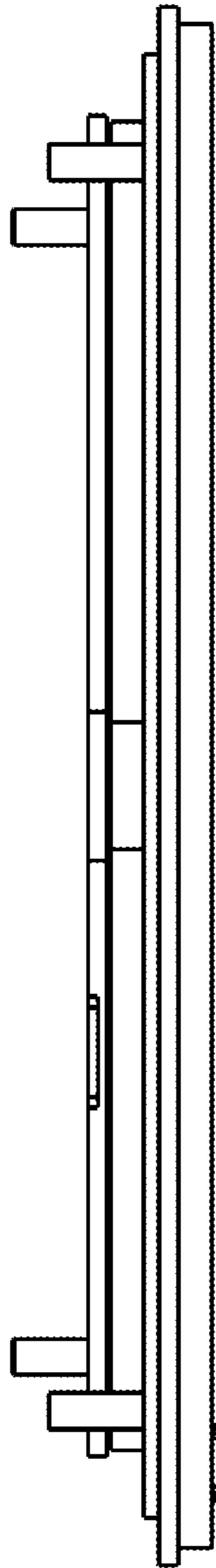


FIG. 6

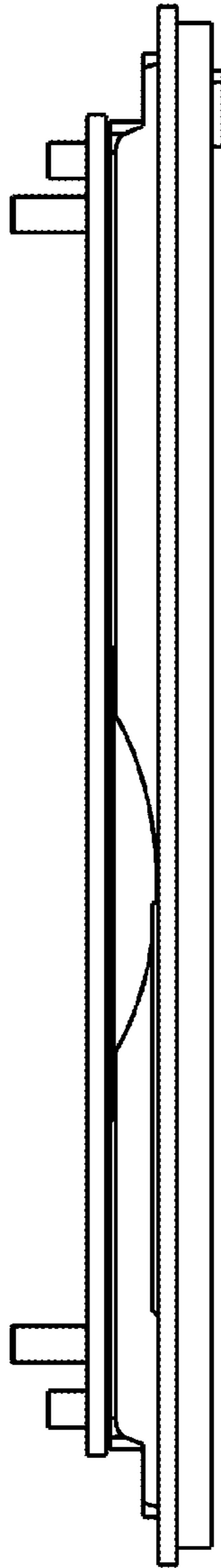


FIG. 7