



US00D745831S

(12) **United States Design Patent**
Hopp et al.

(10) **Patent No.:** **US D745,831 S**
(45) **Date of Patent:** **** Dec. 22, 2015**

(54) **CUSHION IMMERSION SENSOR**
(71) Applicant: **Roho, Inc.**, Belleville, IL (US)
(72) Inventors: **David Michael Hopp**, Edwardsville, IL (US); **Leane Darnold**, Kirkwood, MO (US)
(73) Assignee: **Roho, Inc.**, Belleville, IL (US)
(**) Term: **14 Years**

D415,834 S 10/1999 Bar
D416,326 S 11/1999 Bar
6,165,142 A * 12/2000 Bar A61B 5/1036
600/595
6,721,980 B1 * 4/2004 Price A61B 5/0205
5/710
6,885,306 B2 4/2005 Holzman et al.
7,414,536 B2 8/2008 Call et al.
D700,089 S * 2/2014 Sundheim D10/85
9,149,211 B2 * 10/2015 Mravyan A61B 5/1116
2004/0177449 A1 9/2004 Wong et al.
2006/0064820 A1 * 3/2006 Call A61G 5/1043
5/654

(21) Appl. No.: **29/509,505**
(22) Filed: **Nov. 18, 2014**
(51) **LOC (10) Cl.** **10-04**
(52) **U.S. Cl.**
USPC **D10/85**; D10/87; D10/94
(58) **Field of Classification Search**
USPC D10/83-85, 87, 94
CPC A47C 31/08; A47C 31/12; A47C 31/123;
A47C 31/126; A47C 27/083; G01B 7/14;
A61G 2007/0527; A61G 2007/05769; A61G
2203/30; A61G 2206/32; A61G 2203/34;
A61G 2203/38; A61G 2203/40; A61G
2203/44; A61B 5/1036
See application file for complete search history.

* cited by examiner

Primary Examiner — Antoine D Davis
(74) *Attorney, Agent, or Firm* — Polster, Lieder, Woodruff & Lucchesi, L.C.

(56) **References Cited**
U.S. PATENT DOCUMENTS

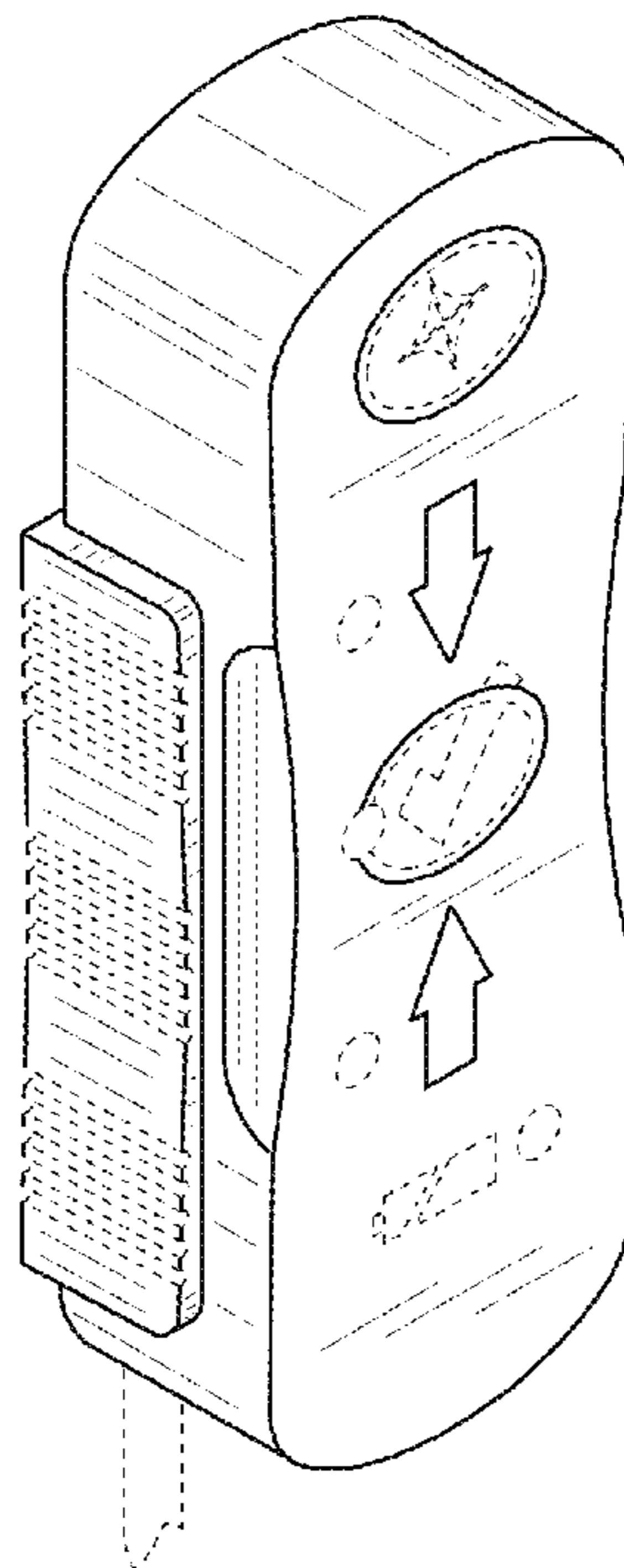
4,833,457 A 5/1989 Graebe, Jr.
5,526,701 A 6/1996 Tamori
5,853,005 A 12/1998 Scanlon
D415,567 S 10/1999 Bar

(57) **CLAIM**
The ornamental design for cushion immersion sensor, as shown and described.

DESCRIPTION

FIG. 1 is a front perspective view of the cushion immersion sensor showing our new design;
FIG. 2 is a front plan view thereof;
FIG. 3 is a rear plan view thereof;
FIG. 4 is a right side elevational view thereof;
FIG. 5 is a left side elevational view thereof;
FIG. 6 is a top plan view thereof; and,
FIG. 7 is a bottom plan view thereof.
All broken lines are for illustrative purposes only and form no part of the claimed design.

1 Claim, 2 Drawing Sheets



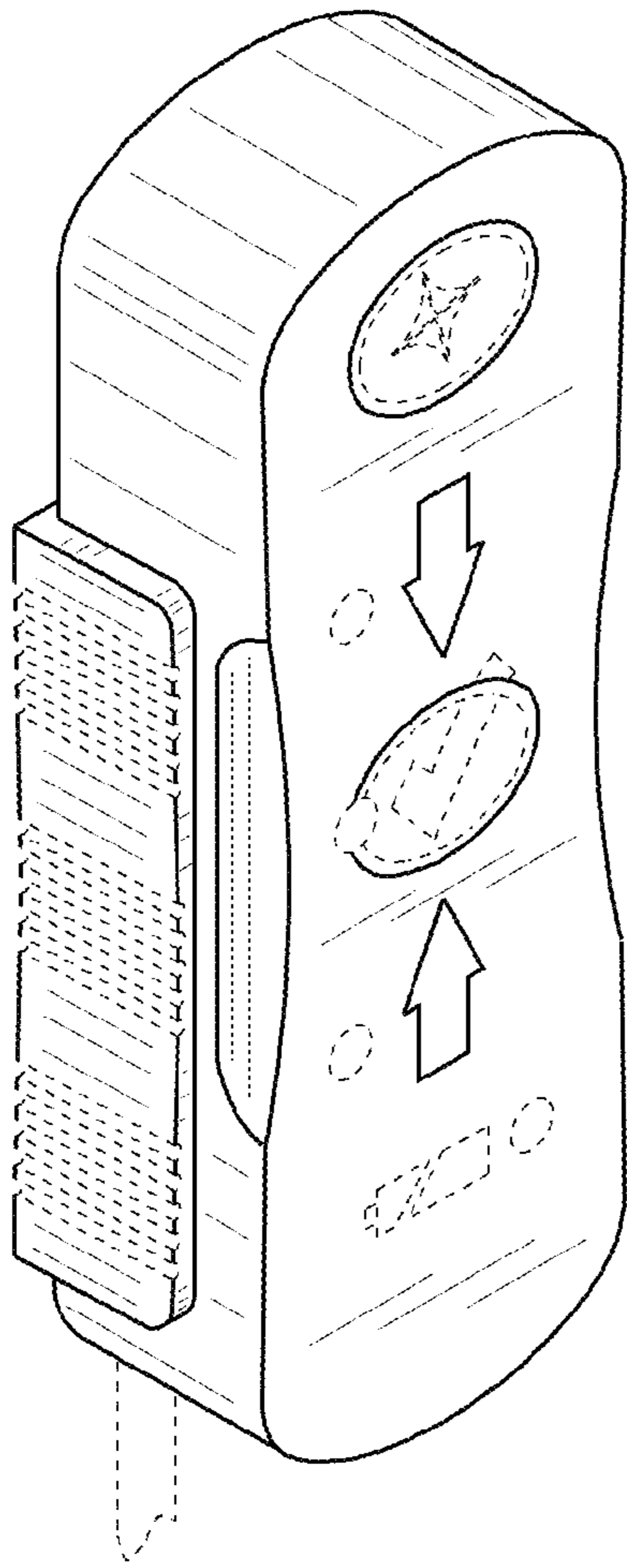


FIG. 1

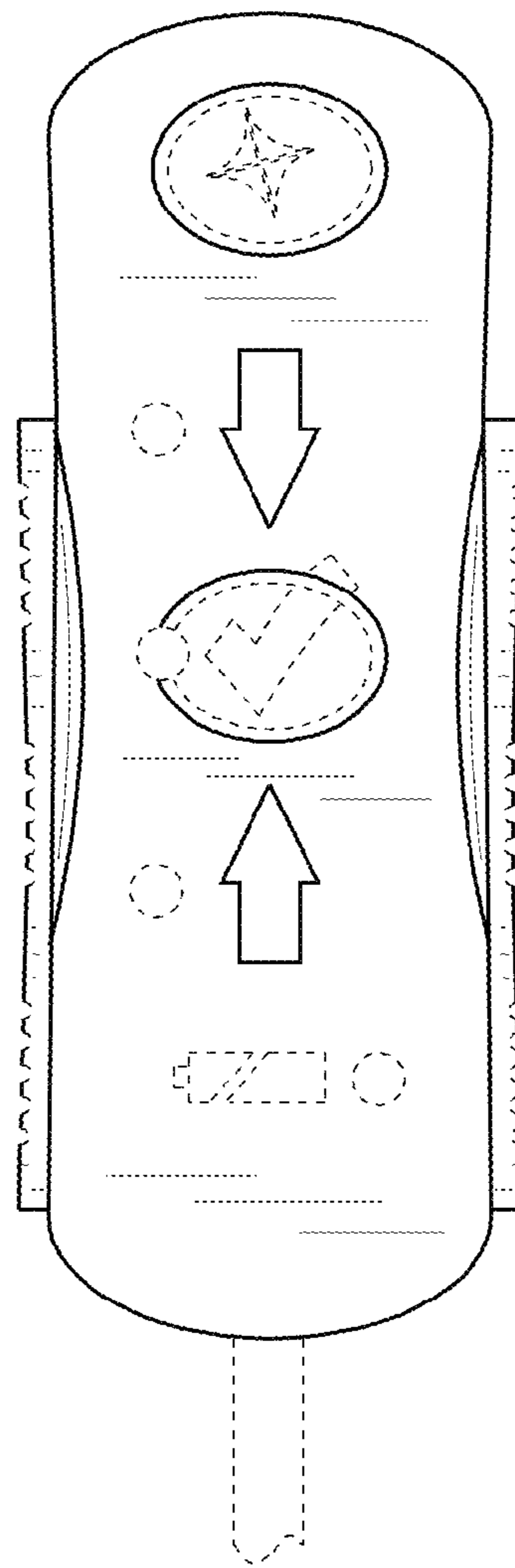


FIG. 2

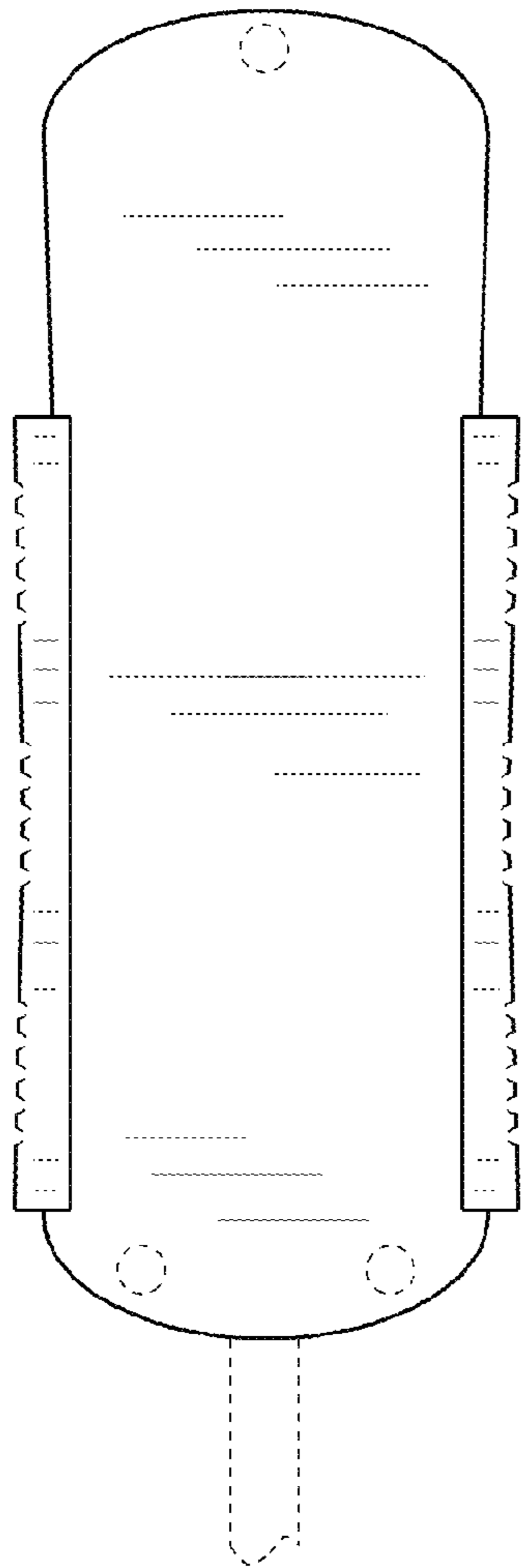


FIG. 3

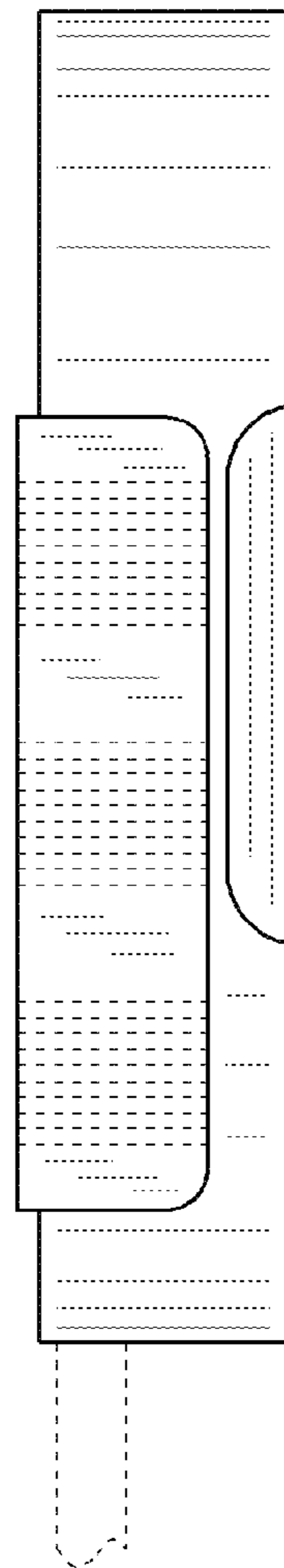


FIG. 4

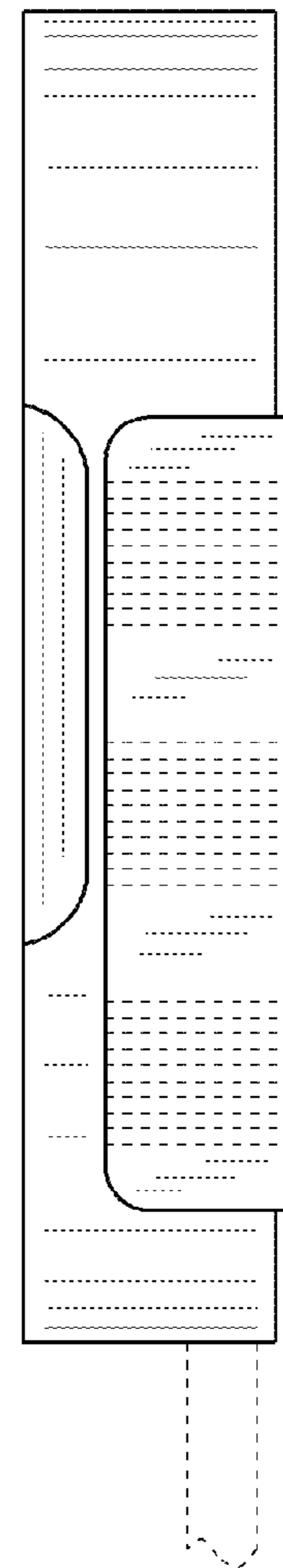


FIG. 5




FIG. 6

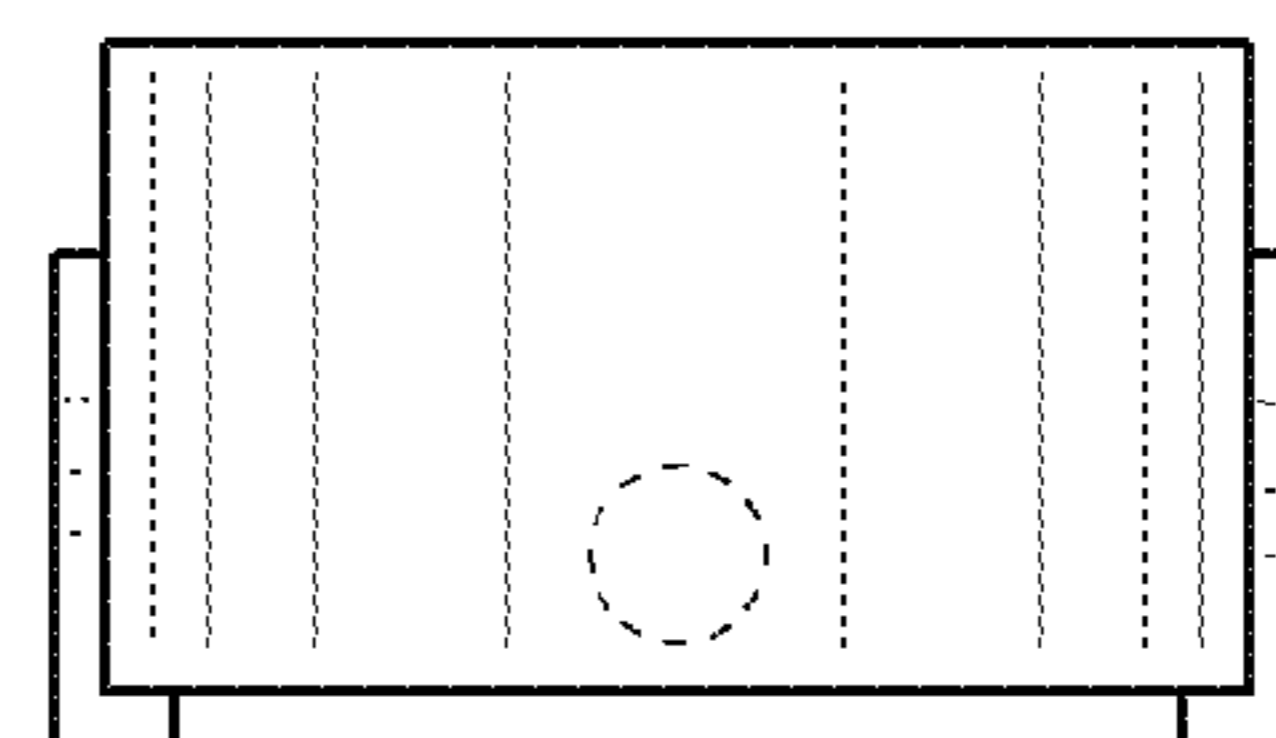


FIG. 7