



US00D745829S

(12) **United States Design Patent**  
**Dieckmann**

(10) **Patent No.:** **US D745,829 S**

(45) **Date of Patent:** **\*\* Dec. 22, 2015**

(54) **WATCH**

(76) Inventor: **Ines Dieckmann**, Duesseldorf (DE)

(\*\*) Term: **14 Years**

(21) Appl. No.: **29/398,420**

(22) Filed: **Jul. 29, 2011**

(30) **Foreign Application Priority Data**

Feb. 1, 2011 (EM) ..... 001 814 526

(51) **LOC (10) Cl.** ..... **10-02**

(52) **U.S. Cl.**

USPC ..... **D10/32**; D10/39; D10/125

(58) **Field of Classification Search**

USPC ..... D10/30-39, 122-132; 368/276, 281,  
368/282, 285, 80, 223, 228, 232

CPC ..... G04B 37/0008; G04B 45/0069; G04B  
37/0058; G04B 19/06; G04B 19/10

See application file for complete search history.

(56) **References Cited**

**U.S. PATENT DOCUMENTS**

D114,788 S \* 5/1939 Freedman ..... D10/33  
2,229,978 A \* 1/1941 Kolberg ..... 224/152

(Continued)

**FOREIGN PATENT DOCUMENTS**

WO DM/070716 9/2008

**OTHER PUBLICATIONS**

[http://www.netequestrian.com/product\\_info.php?products\\_id=1085](http://www.netequestrian.com/product_info.php?products_id=1085), May 17, 2012, 1 pg.

(Continued)

*Primary Examiner* — Martie K Holtje

(74) *Attorney, Agent, or Firm* — Seed IP Law Group PLLC

(57) **CLAIM**

The ornamental design for a watch, as shown and described.

**DESCRIPTION**

FIG. 1A is a partial top plan view of a lower section of a watch.

FIG. 1B is a partial top plan view of the section of the watch that connects to the top of FIG. 1A.

FIG. 1C is a partial top plan view of the section of the watch that connects to the top of FIG. 1B.

FIG. 1D is a partial top plan view of the section of the watch that connects to the top of FIG. 1C.

FIG. 1E is a top plan view of the watch shown in FIGS. 1A-1D.

FIG. 2A is a partial bottom plan view of a lower section of the watch in FIGS. 1A-1E.

FIG. 2B is a partial bottom plan view of the section of the watch that connects to the top of FIG. 2A.

FIG. 2C is a partial bottom plan view of the section of the watch that connects to the top of FIG. 2B.

FIG. 2D is a partial bottom plan view of the section of the watch that connects to the top of FIG. 2C.

FIG. 2E is a bottom plan view of the watch shown in FIGS. 2A-2D.

FIG. 3A is a partial right side elevational view of a lower section of the watch in FIGS. 1A-1E.

FIG. 3B is a partial right side elevational view of the section of the watch that connects to the top of FIG. 3A.

FIG. 3C is a partial right side elevational view of the section of the watch that connects to the top of FIG. 3B.

FIG. 3D is a partial right side elevational view of the section of the watch that connects to the top of FIG. 3C.

FIG. 3E is a partial right side elevational view of the watch shown in FIGS. 3A-3D.

FIG. 4A is a partial left side elevational view of a lower section of the watch in FIGS. 1A-1E.

FIG. 4B is a partial left side elevational view of the section of the watch that connects to the top of FIG. 4A.

FIG. 4C is a partial left side elevational view of the section of the watch that connects to the top of FIG. 4B.

FIG. 4D is a partial left side elevational view of the section of the watch that connects to the top of FIG. 4C.


FIG. 4E is a partial left side elevational view of the watch shown in FIGS. 4A-4D.

FIG. 5 is a front elevational view thereof drawn to an enlarged scale with respect to FIG. 1A, with the strap removed to better illustrate the front of the timepiece; and,

FIG. 6 is a rear elevational view thereof drawn to an enlarged scale with respect to FIG. 1A, with the strap removed to better illustrate the rear of the timepiece.

The structural features and indicia depicted by broken lines have been shown for the purpose of illustrating portions of the watch that form no part of the claimed design.

**1 Claim, 9 Drawing Sheets**



(56)

References Cited

U.S. PATENT DOCUMENTS

D149,039 S \* 3/1948 Barre ..... D10/32  
D150,127 S \* 7/1948 Geduldig ..... D10/32  
D181,889 S \* 1/1958 Taylor ..... D10/32  
D237,815 S \* 11/1975 Bulgari ..... D11/5  
D268,485 S \* 4/1983 Claude ..... D10/38  
D310,331 S \* 9/1990 Ratajski ..... D10/32  
D310,337 S \* 9/1990 Ratajski ..... D10/39  
D382,214 S \* 8/1997 Liao ..... D10/32  
D419,078 S \* 1/2000 Bonnett ..... D10/30  
D453,904 S \* 2/2002 Terashima ..... D10/30  
D508,211 S \* 8/2005 Dreyfuss ..... D10/32  
D520,380 S \* 5/2006 Correia ..... D10/31  
D524,174 S \* 7/2006 Monachon ..... D10/32

D531,063 S \* 10/2006 Reginelli ..... D10/32  
D601,042 S \* 9/2009 Bodino et al. .... D10/38  
D666,108 S \* 8/2012 Chiang ..... D10/38

OTHER PUBLICATIONS

<http://store.horsegiftsandart.com/stirrup-watch-black-cci80413.html>, May 17, 2012, 1 pg.  
<http://store.horsegiftsandart.com/stirrup-watch-black-cci80413.html>, May 17, 2012, 2 pgs.  
[http://www.empireantiques.jewelry.1stdibs.com/store/jewelry\\_item\\_detail.php?id=25810](http://www.empireantiques.jewelry.1stdibs.com/store/jewelry_item_detail.php?id=25810), May 17, 2012, 1 pg.  
[http://www.polyvore.com/cartier\\_gold\\_bracelet\\_stirrup\\_watch/thing?id=25108740](http://www.polyvore.com/cartier_gold_bracelet_stirrup_watch/thing?id=25108740), May 17, 2012, 1 pg.  
<http://www.ralphlaurenvatches.com/en/WatchDetails?collectionId=1>, May 17, 2012, 1 pg.

\* cited by examiner

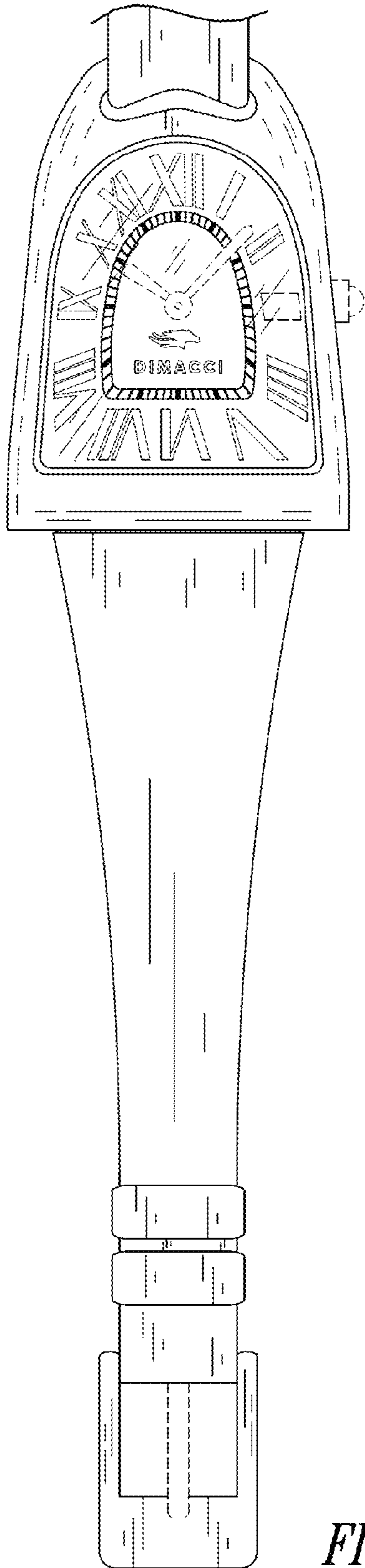


FIG. 1A

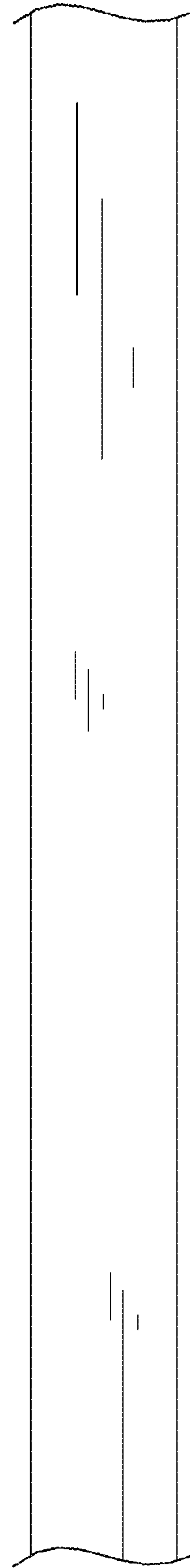

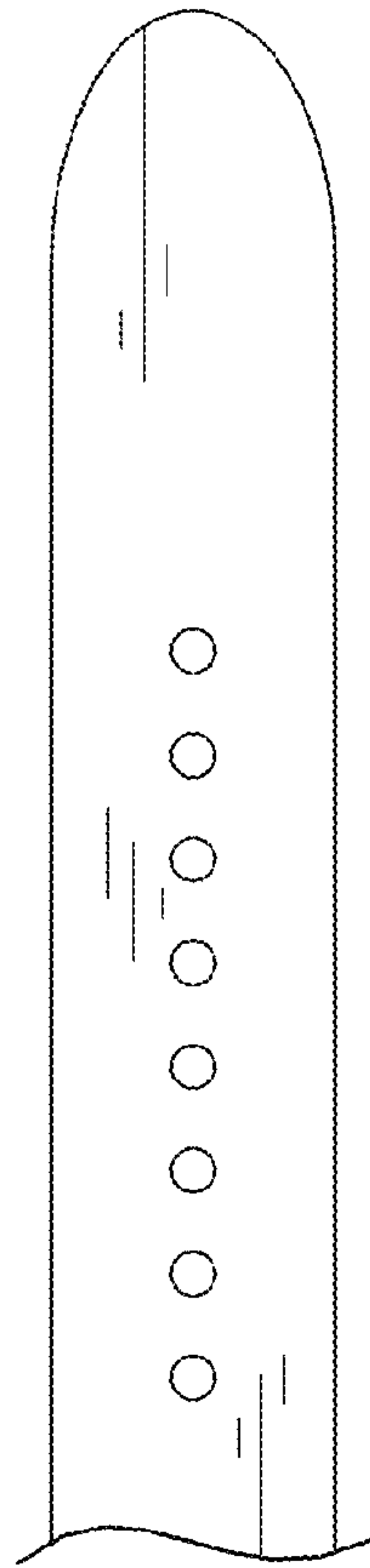


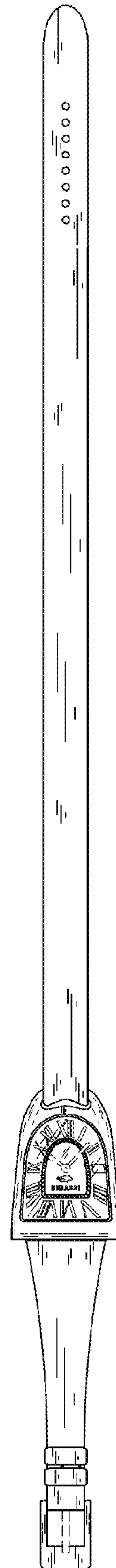
FIG. 1B



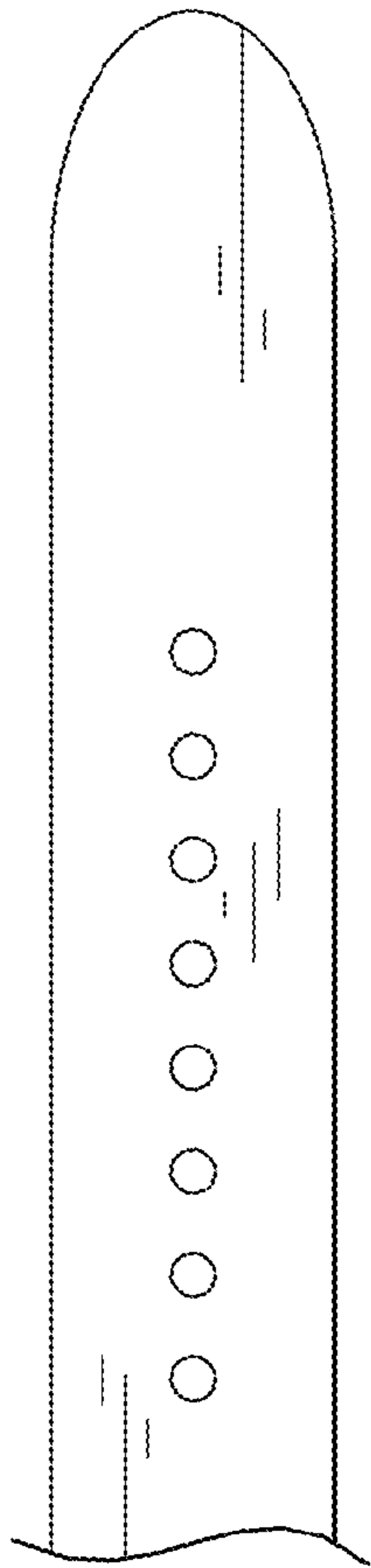
*FIG. 1C*



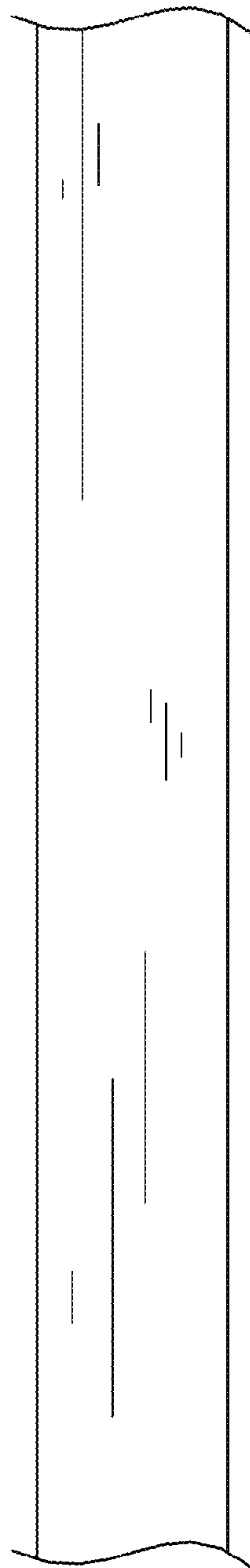
*FIG. 1D*



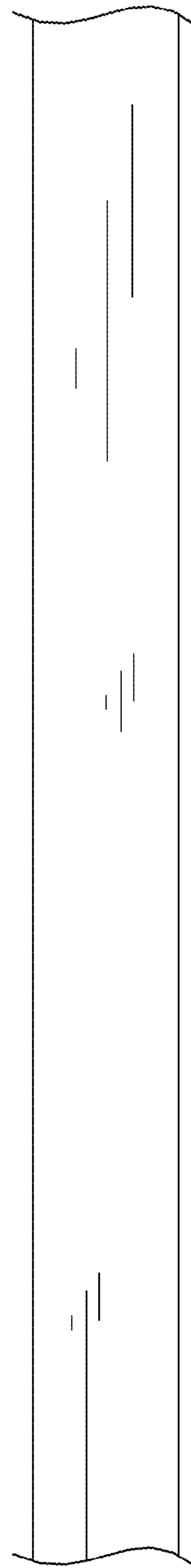
*FIG. 1E*



*FIG. 2A*



*FIG. 2B*



*FIG. 2C*



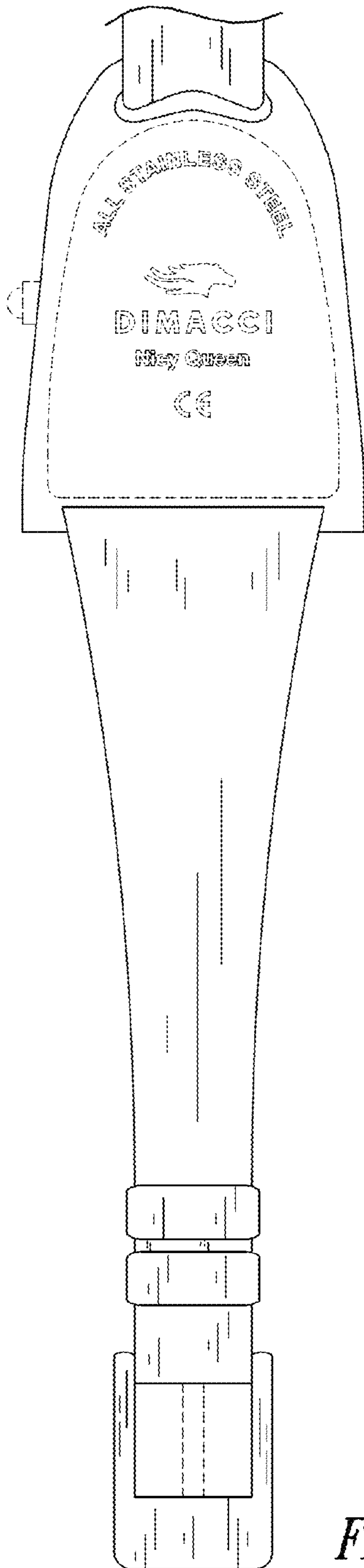


FIG. 2D

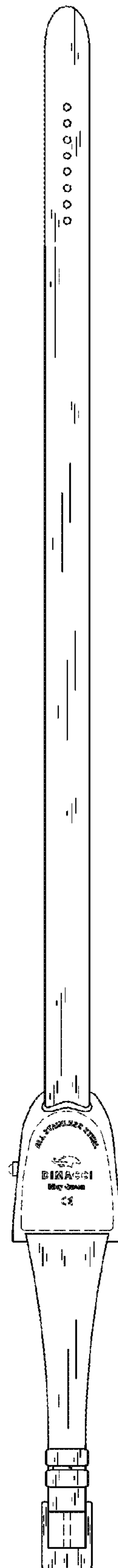

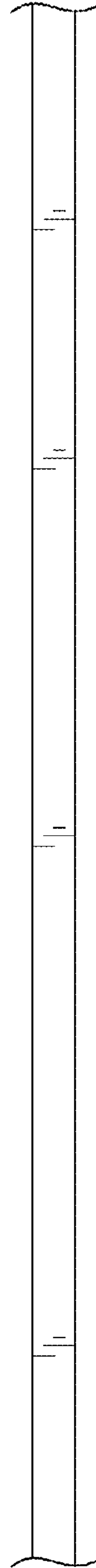


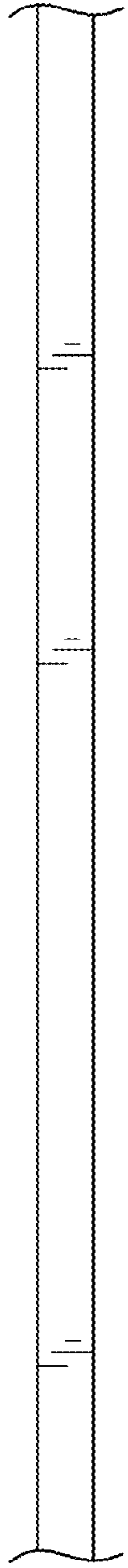
FIG. 2E



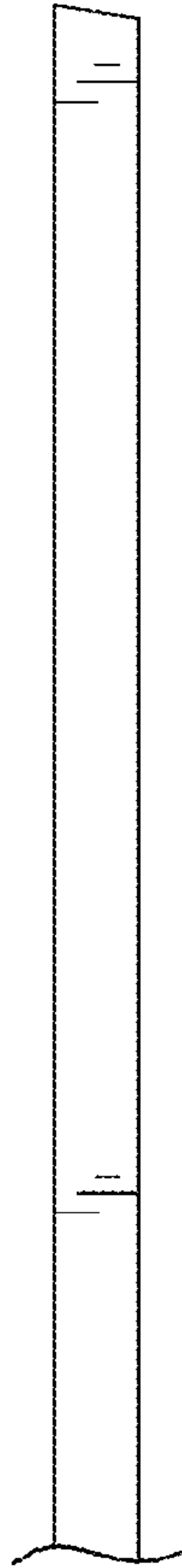
*FIG. 3A*




*FIG. 3B*



*FIG. 3C*



*FIG. 3D*



*FIG. 3E*



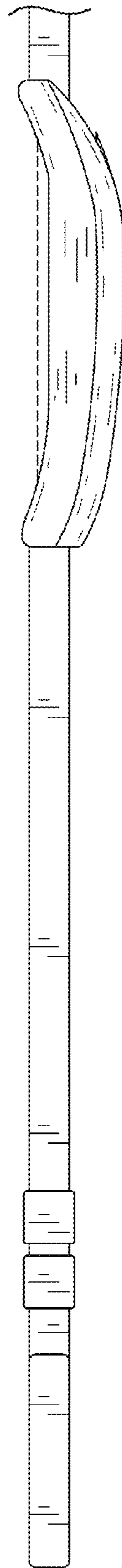


FIG. 4A

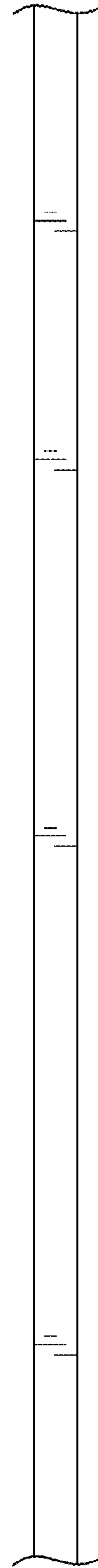
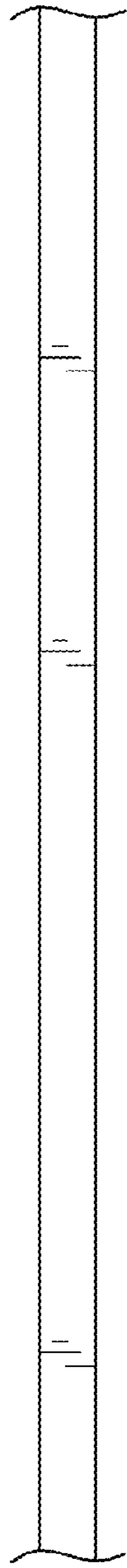



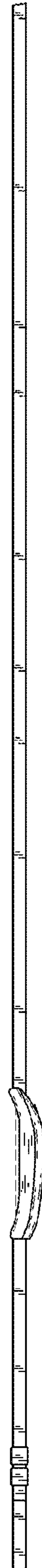
FIG. 4B



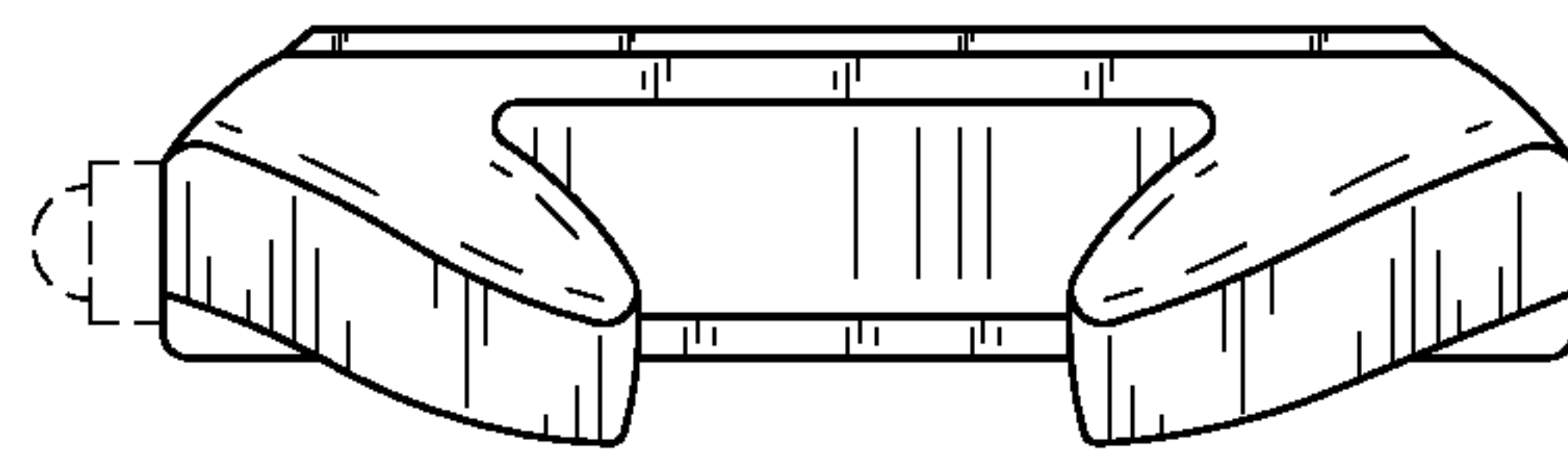
*FIG. 4C*



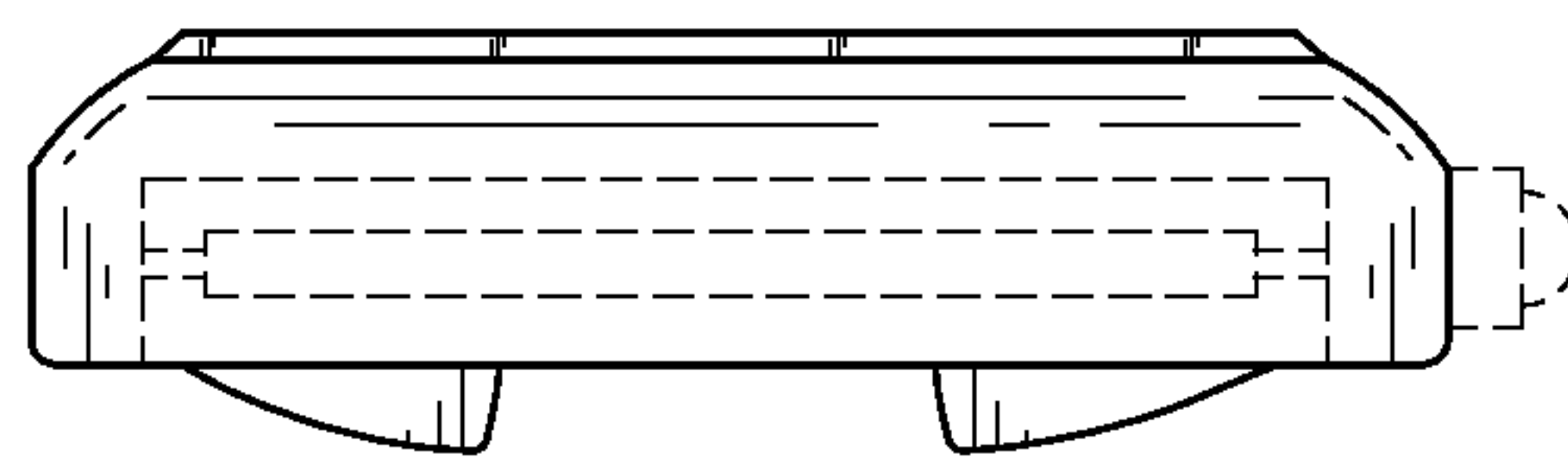
*FIG. 4D*



*FIG. 4E*



*FIG. 5*



*FIG. 6*