



US00D745820S

(12) **United States Design Patent**
Alvarez Brena

(10) **Patent No.:** **US D745,820 S**
(45) **Date of Patent:** **** Dec. 22, 2015**

(54) **CONNECTOR**

(71) Applicant: **MAUSOLEUM, S.A. DE C.V.**,
Queretaro (MX)

(72) Inventor: **Joaquin Alvarez Brena**, Queretaro
(MX)

(73) Assignee: **MAUSOLEUM S.A. DE C.V.**,
Queretaro (MX)

(**) Term: **14 Years**

(21) Appl. No.: **29/444,954**

(22) Filed: **Feb. 6, 2013**

(51) **LOC (10) Cl.** **08-08**

(52) **U.S. Cl.**
USPC **D8/349**; D25/199; D99/99

(58) **Field of Classification Search**
USPC D8/349, 354, 382, 499; D99/8, 43, 17,
D99/20, 99; D25/35, 36, 48.1, 48.3, 55, 61,
D25/199

CPC E05B 65/0057; A61G 17/00; A61G 99/00;
E04H 13/00; E04H 13/006; E04H 13/001
See application file for complete search history.

(56) **References Cited**

U.S. PATENT DOCUMENTS

D206,120 S * 11/1966 Johnson D25/199
3,351,891 A * 11/1967 Schneck 439/637
3,841,726 A * 10/1974 Andros et al. 312/111
3,905,169 A * 9/1975 Gallo 52/137
D314,750 S * 2/1991 Wegrzyn et al. D13/146

5,477,594 A * 12/1995 LePage 27/1
D379,840 S * 6/1997 Koch D22/108
6,564,514 B1 * 5/2003 Rickards 52/139
D622,864 S * 8/2010 Bajrami D25/35
D700,359 S * 2/2014 Elizarraras et al. D25/55
2007/0175110 A1 * 8/2007 Bosisio et al. 52/136
2007/0261331 A1 * 11/2007 Rickards 52/235
2008/0078074 A1 * 4/2008 McCampbell 27/1
2011/0154748 A1 * 6/2011 Young et al. 52/136
2012/0042489 A1 * 2/2012 Cai 27/35
2013/0199111 A1 * 8/2013 Eickhof et al. 52/134

FOREIGN PATENT DOCUMENTS

MX 41657 B * 11/2014

* cited by examiner

Primary Examiner — Thomas Johannes

Assistant Examiner — Shawn T Gingrich

(74) *Attorney, Agent, or Firm* — Dickinson Wright PLLC

(57) **CLAIM**

The ornamental design for a connector, as shown and described.

DESCRIPTION

FIG. 1 is a perspective view of a connector in accordance with my new design;

FIG. 2 is a top plan view thereof;

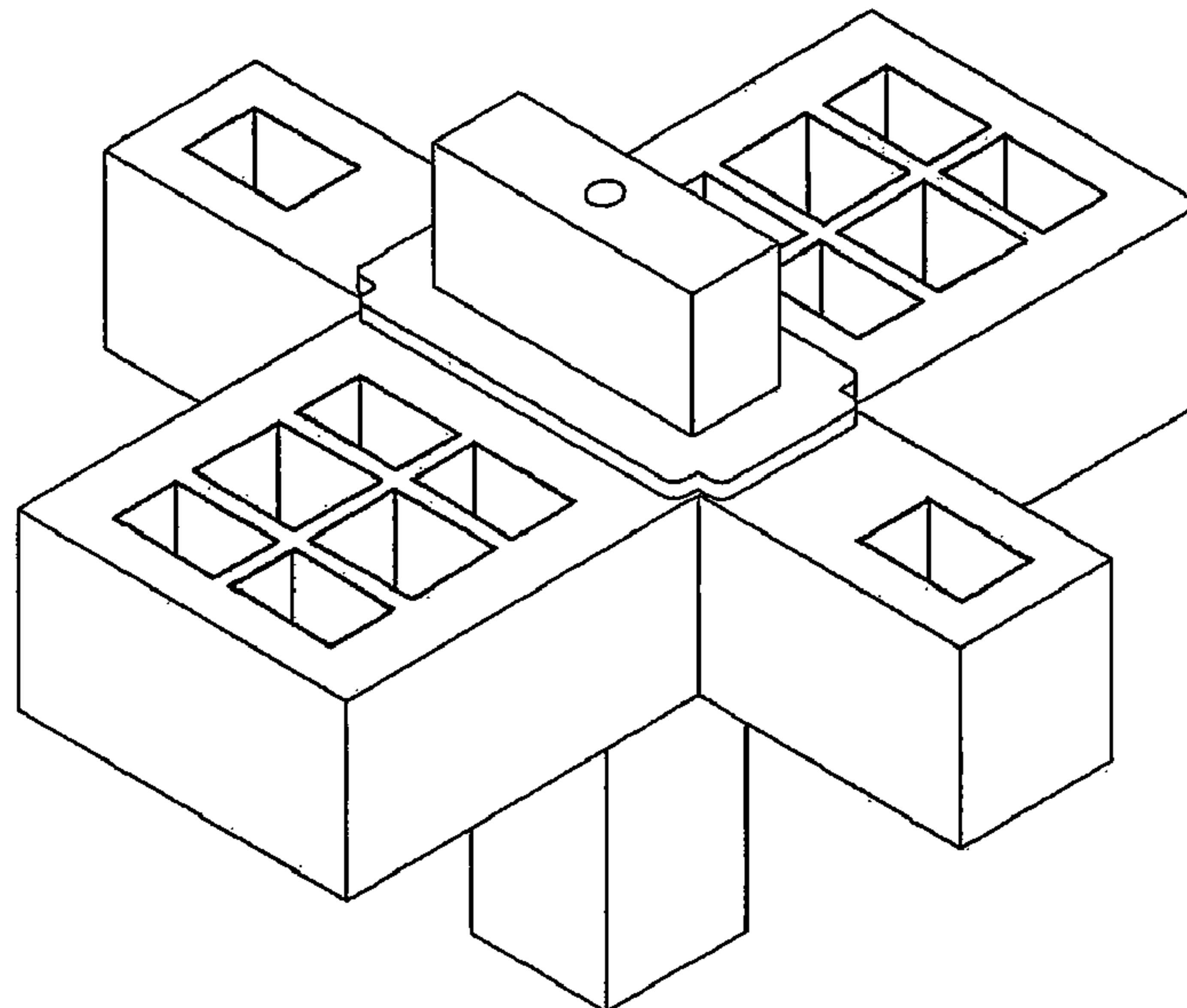
FIG. 3 is a front elevation view thereof;

FIG. 4 is a left side elevation view thereof; and,

FIG. 5 is a right side elevation view thereof.

The broken line portion of the figure drawings is included to show unclaimed subject matter only and forms no part of the claimed design.

1 Claim, 4 Drawing Sheets



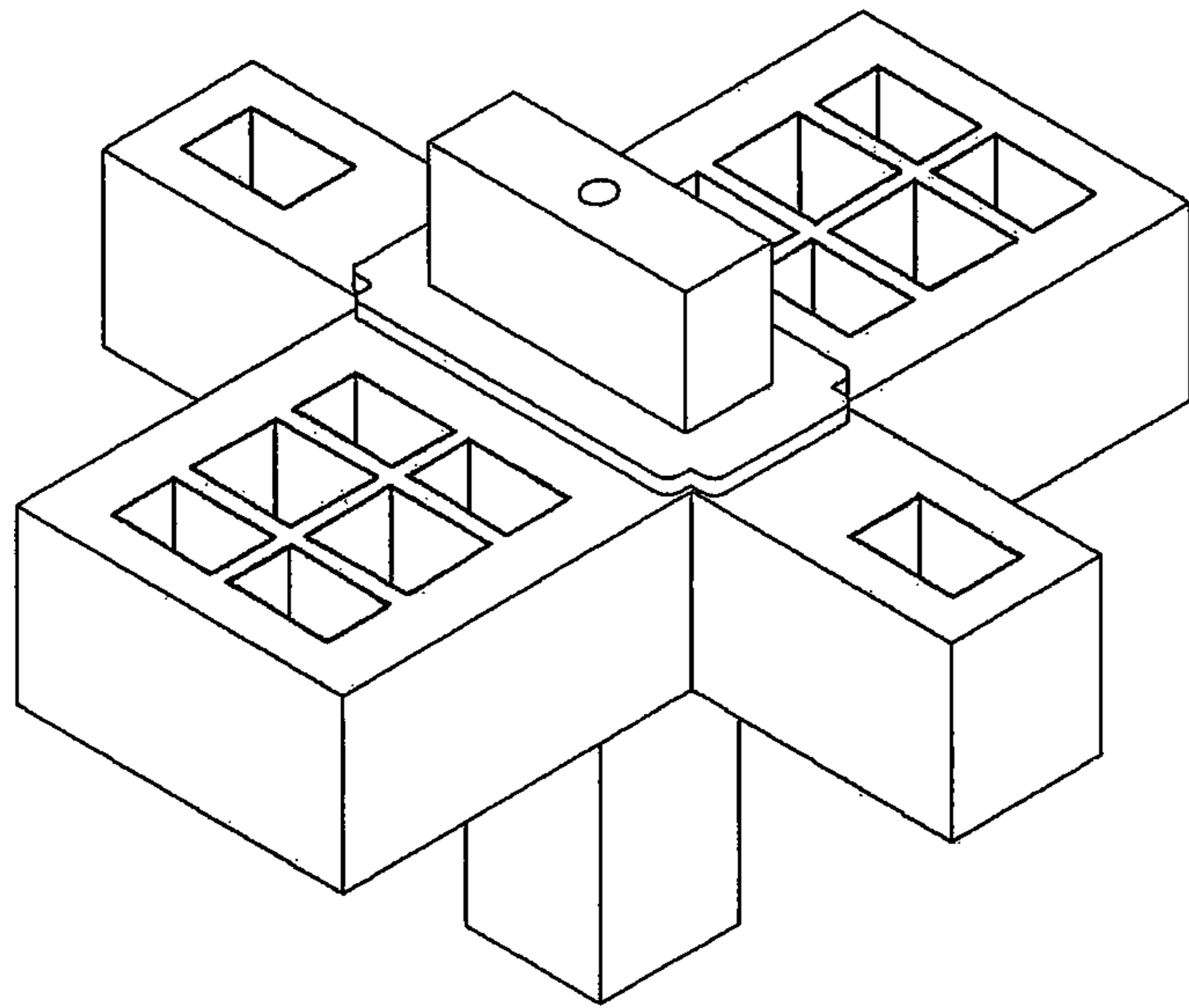


Fig. 1

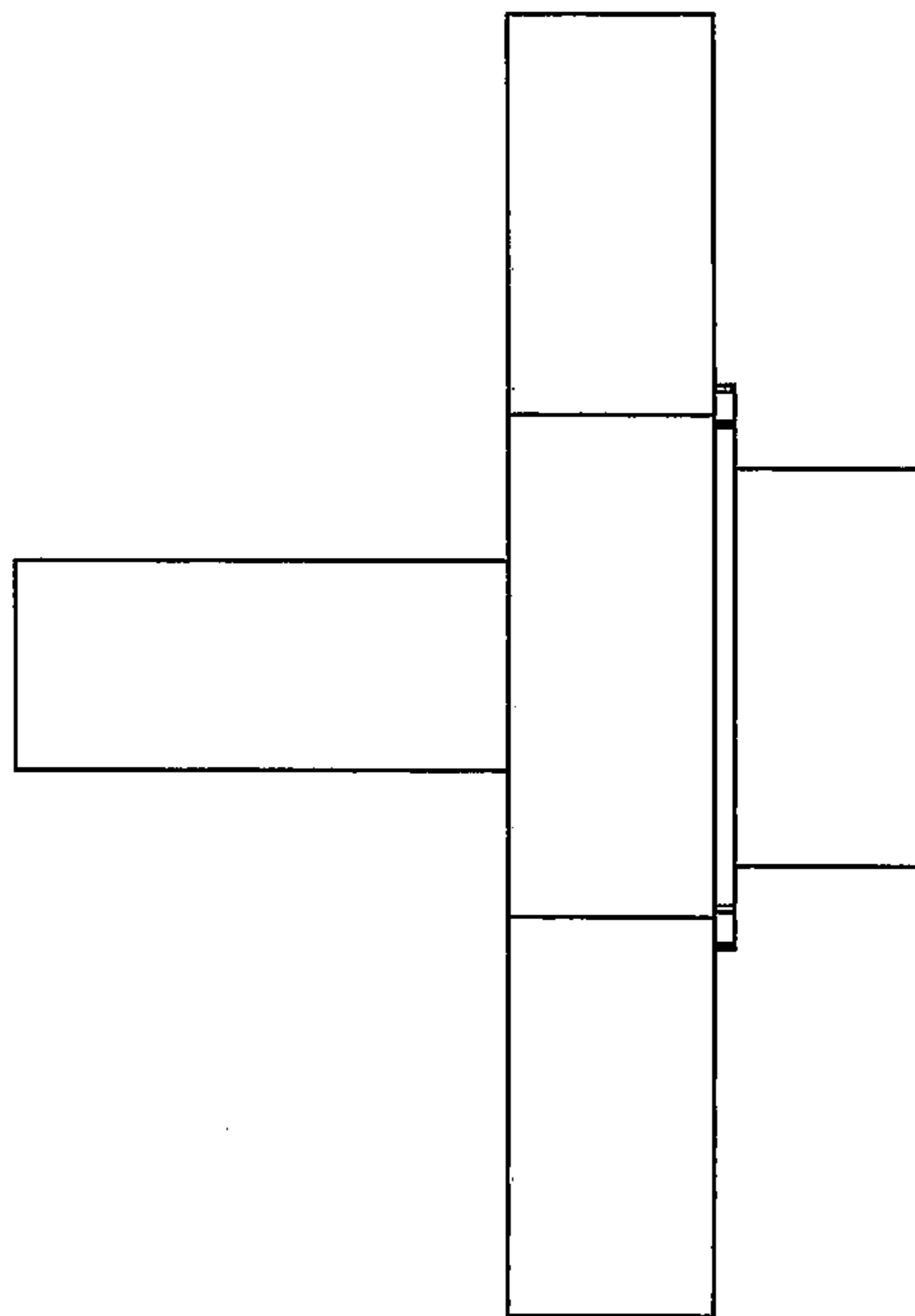


Fig. 2

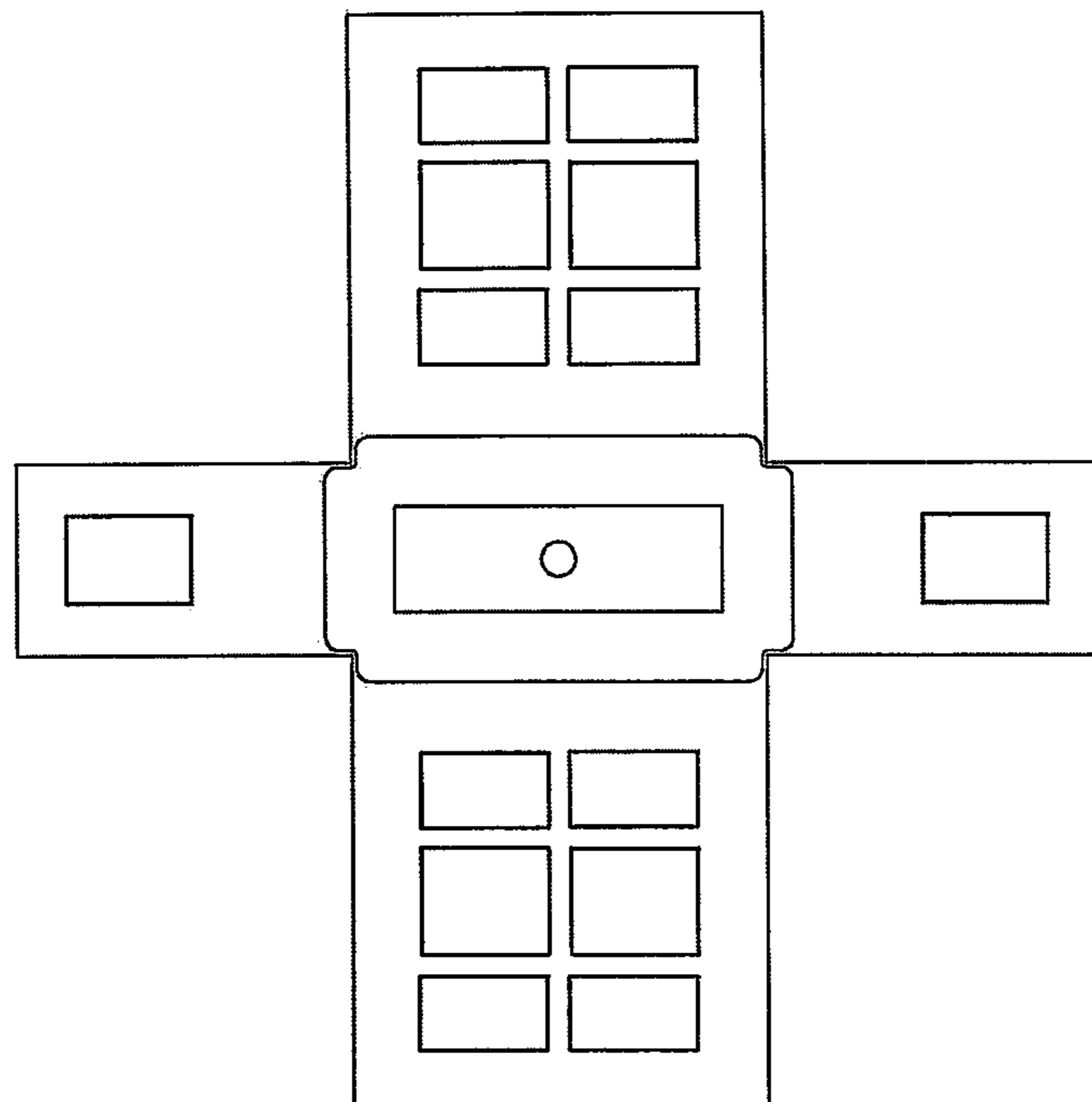


Fig. 3

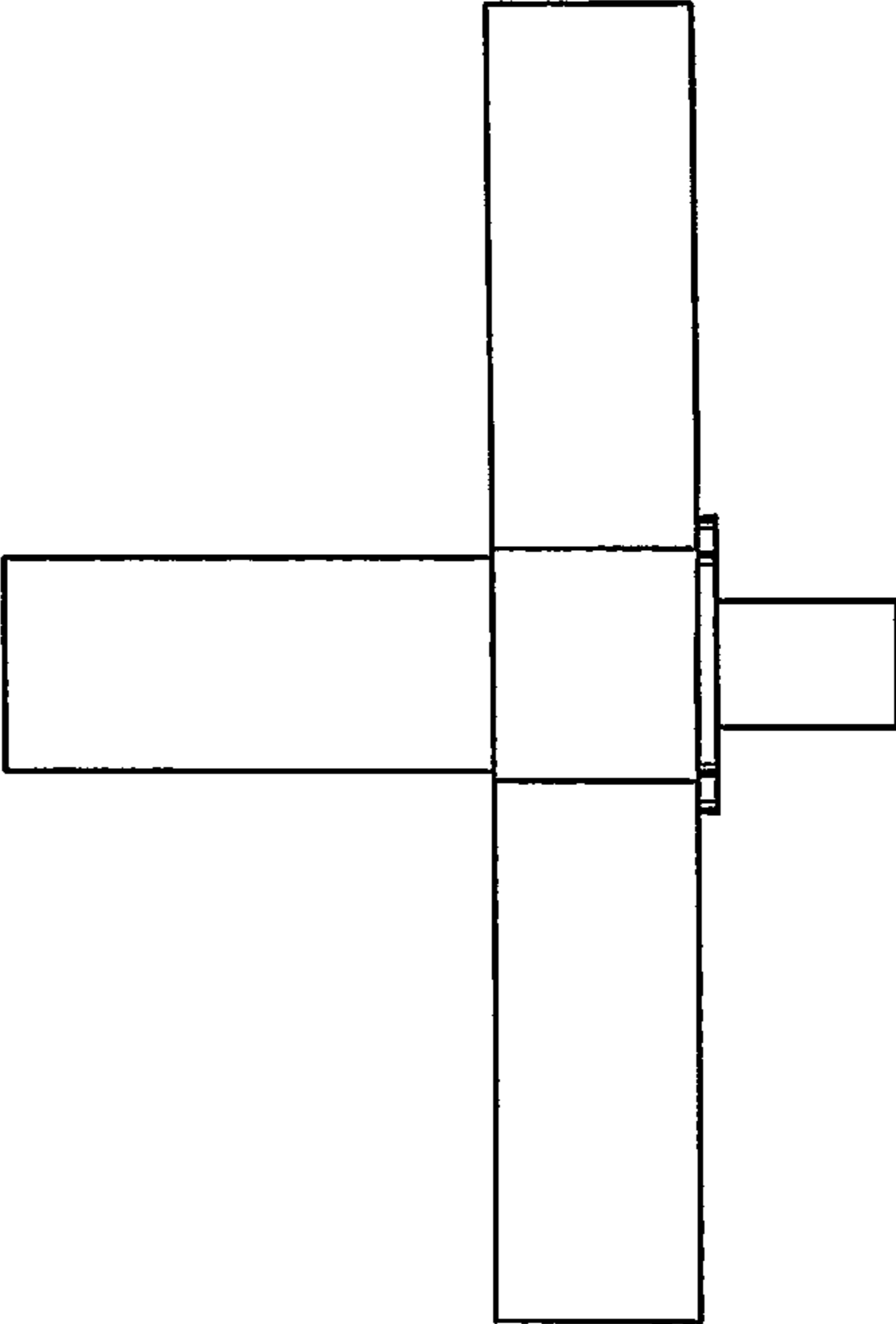


Fig. 4

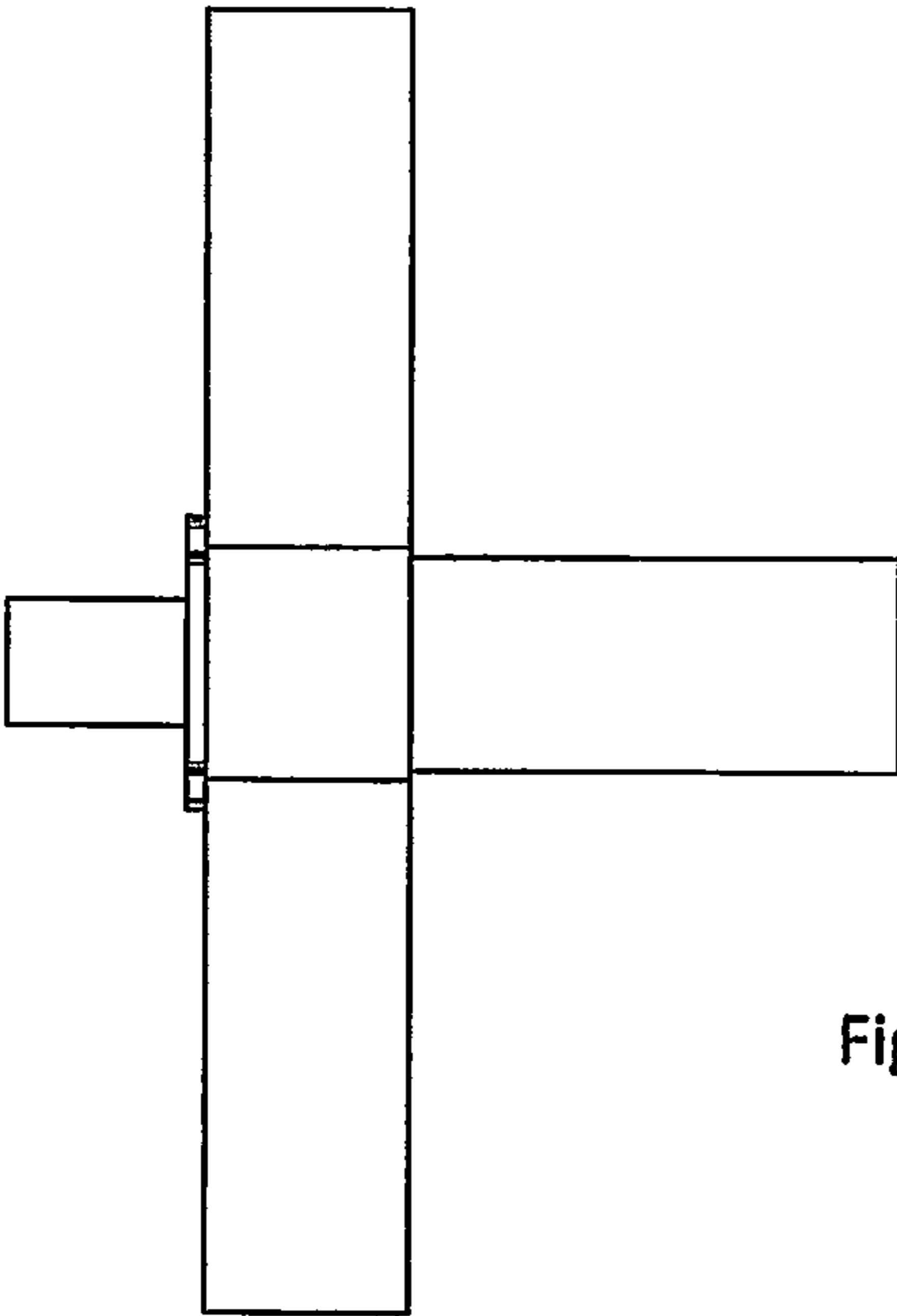


Fig. 5