



US00D745817S

(12) **United States Design Patent**
Amash

(10) **Patent No.:** **US D745,817 S**
(45) **Date of Patent:** **** Dec. 22, 2015**

- (54) **LED MAGNETIC PARTS TRAY**
- (71) Applicant: **Charles Amash Imports, Inc.**, Wayland, MI (US)
- (72) Inventor: **Elias Amash**, Caledonia, MI (US)
- (73) Assignee: **Charles Amash Imports, Inc.**, Wayland, MI (US)
- (**) Term: **14 Years**
- (21) Appl. No.: **29/493,085**
- (22) Filed: **Jun. 5, 2014**
- (51) **LOC (10) Cl.** **08-05**
- (52) **U.S. Cl.**
USPC **D8/71; D3/313; D3/314; D3/905**
- (58) **Field of Classification Search**
USPC D3/201, 276, 304, 305, 307, 308, 309, D3/312, 313, 315; D8/71; 206/373, 503, 206/557, 561-562, 564; 108/44, 154; 248/309.1
CPC B25H 3/06; B25H 5/00
See application file for complete search history.

- 4,911,083 A * 3/1990 Considine 108/44
- D327,351 S * 6/1992 Dallas D34/23
- D405,611 S * 2/1999 Hawkins et al. D3/313
- D407,558 S * 4/1999 Huguet et al. D3/314
- 6,604,737 B1 * 8/2003 Garrett 269/11

OTHER PUBLICATIONS

6"×14" Magnetic Parts Tray, offered for sale more than one year before application filing date.

* cited by examiner

Primary Examiner — Philip S Hyder
Assistant Examiner — Darlington Ly

(74) *Attorney, Agent, or Firm* — Honigman Miller Schwartz and Cohn LLP; Douglas H. Siegel; Jonathan P. O'Brien

(57) **CLAIM**

The ornamental design for a LED magnetic parts tray, as shown and described.

DESCRIPTION

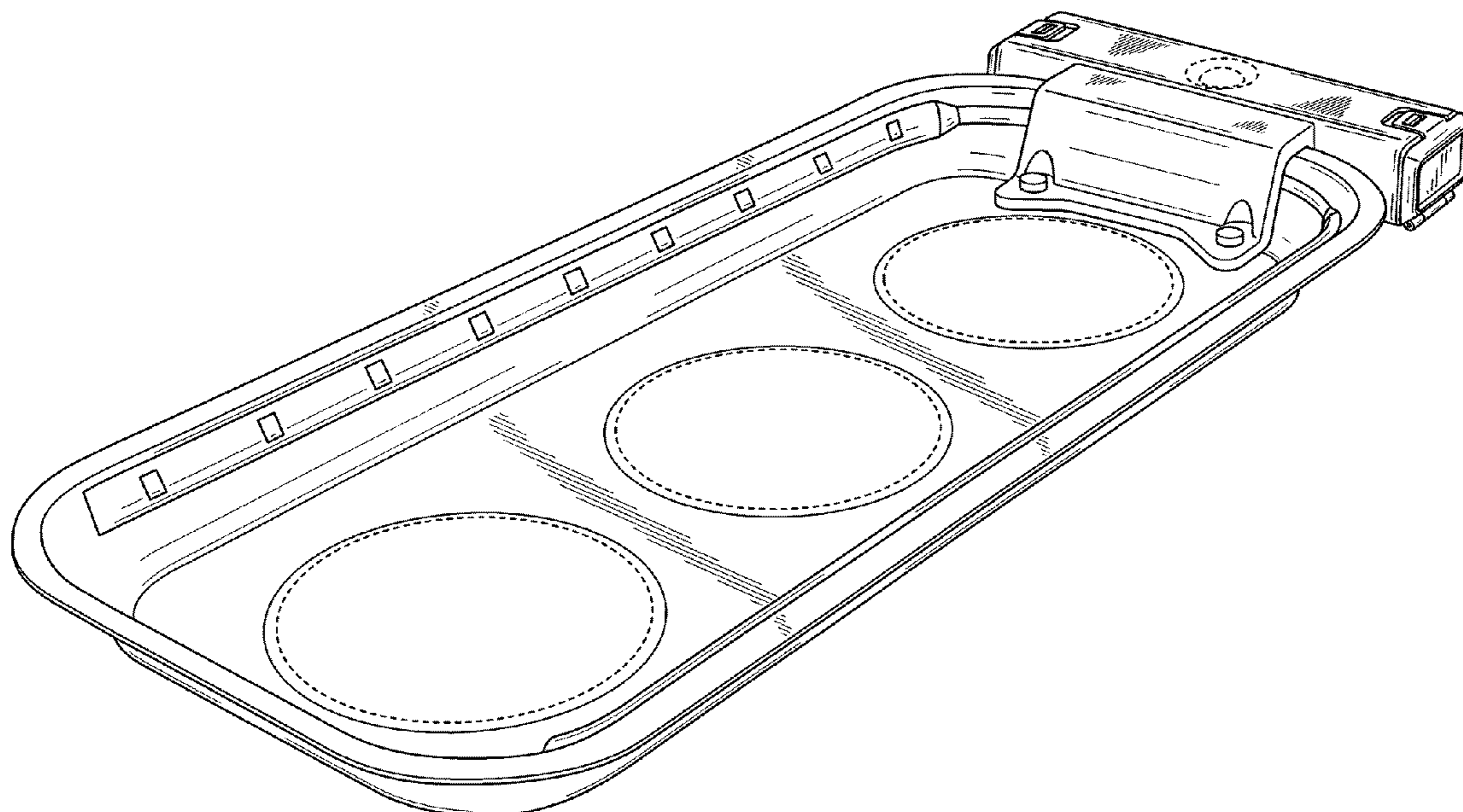
FIG. 1 is a perspective view of the LED magnetic parts tray; FIG. 2 is a front elevation view thereof; FIG. 3 is a rear elevation view thereof; FIG. 4 is a right-side elevation view thereof; FIG. 5 is a left-side elevation view thereof; FIG. 6 is a top plan view thereof; and, FIG. 7 is a bottom plan view thereof. The broken lines in the drawings illustrate portions of the LED magnetic parts tray that forms no part of the claimed design.

(56) **References Cited**

U.S. PATENT DOCUMENTS

- 2,903,311 A * 9/1959 Earhart 108/34
- 3,670,938 A * 6/1972 Brocato 206/562
- 4,316,545 A * 2/1982 Hartnell 211/70.6
- D277,358 S * 1/1985 Krencik D8/71

1 Claim, 5 Drawing Sheets



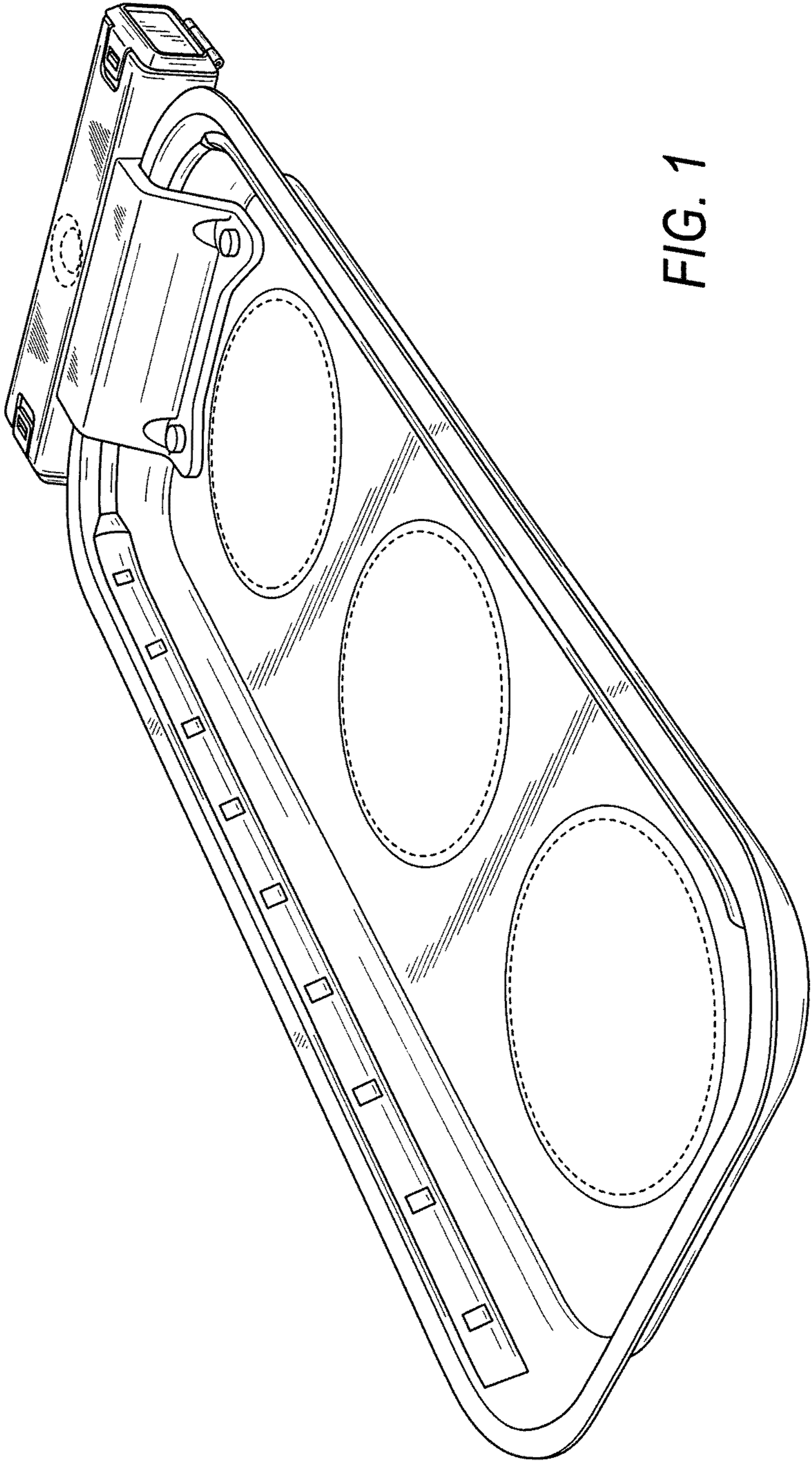


FIG. 1

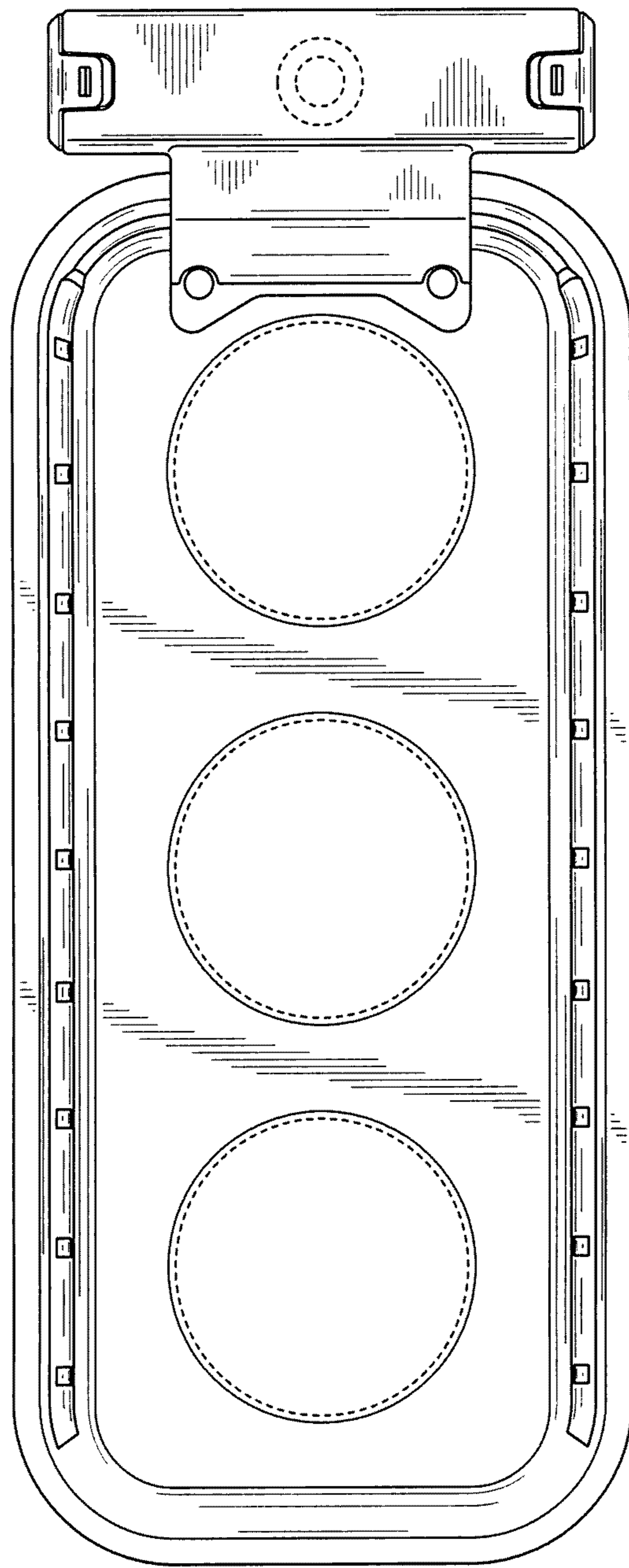


FIG. 2

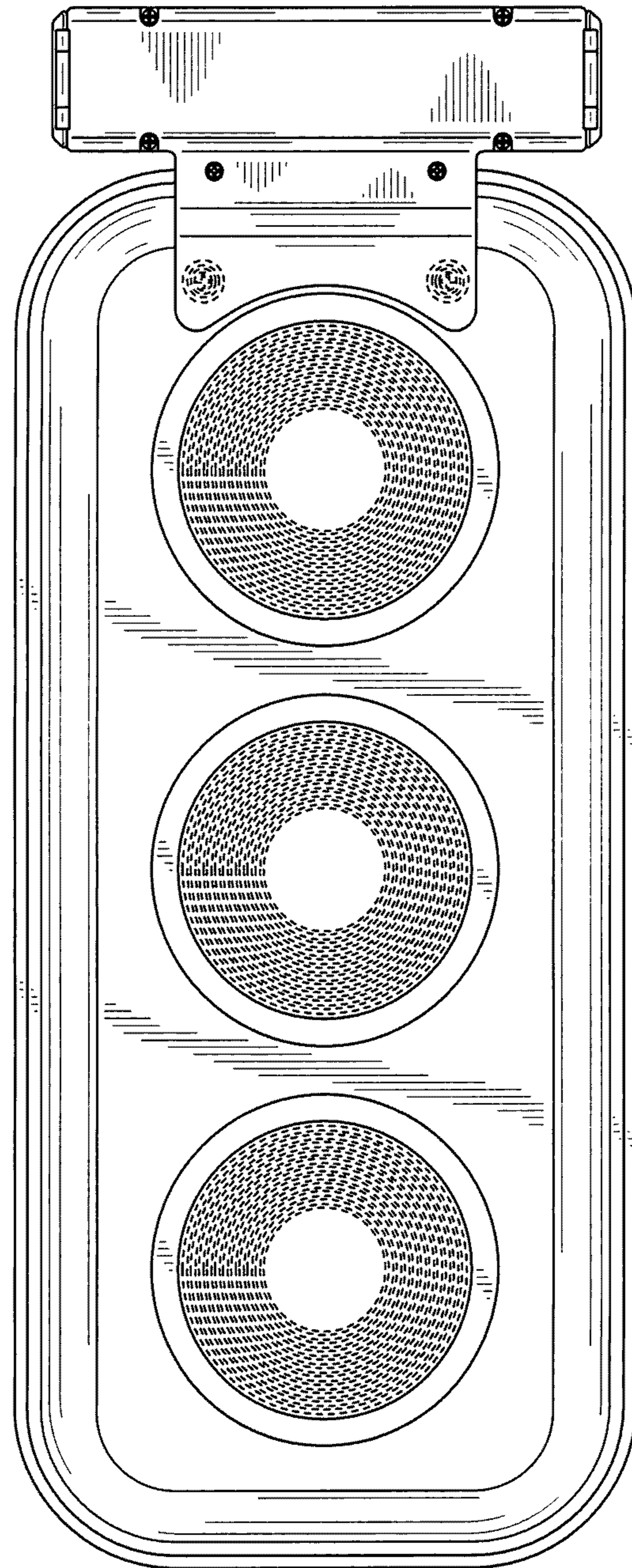


FIG. 3

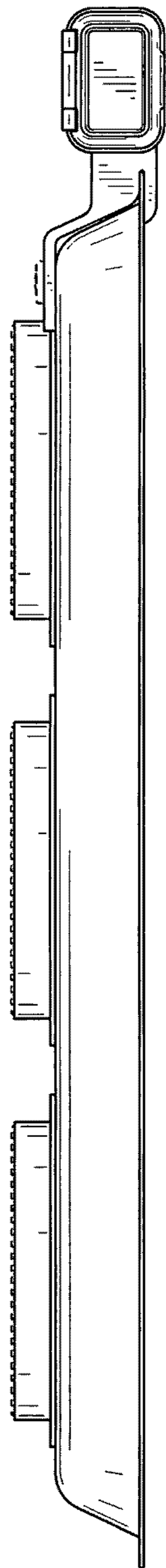


FIG. 4

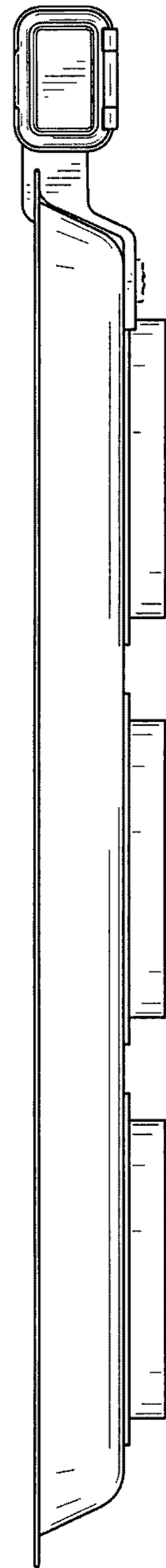


FIG. 5




FIG. 6




FIG. 7