



US00D745814S

(12) **United States Design Patent**
Hsieh

(10) **Patent No.:** **US D745,814 S**

(45) **Date of Patent:** **** Dec. 22, 2015**

(54) **TOOTH FOR HAND TOOLS**
(71) Applicant: **KABO TOOL COMPANY**, Taichung
(TW)

D524,615 S * 7/2006 Albertson D8/29
D528,383 S * 9/2006 Albertson D8/28
7,168,347 B2 * 1/2007 Hsieh 81/186
7,261,020 B2 * 8/2007 Hsieh 81/121.1
8,869,660 B2 * 10/2014 Hsieh 81/186

(72) Inventor: **Chih-Ching Hsieh**, Taichung (TW)

* cited by examiner

(73) Assignee: **KABO TOOL COMPANY**, Taichang
(TW)

Primary Examiner — Randall Gholson
(74) *Attorney, Agent, or Firm* — CKC & Partners Co., Ltd.

(**) Term: **14 Years**

(57) **CLAIM**
The ornamental design for a tooth for hand tools, as shown.

(21) Appl. No.: **29/498,210**

(22) Filed: **Aug. 1, 2014**

DESCRIPTION

(30) **Foreign Application Priority Data**

Jun. 20, 2014 (TW) 103303681

(51) **LOC (10) Cl.** **08-05**

(52) **U.S. Cl.**
USPC **D8/29**

(58) **Field of Classification Search**
USPC D8/29; 81/60, 177.1, 177.85, 121.1,
81/124.3, 165-170, 110.1, 176.2, 124.6,
81/176.1, 176.15, 177.2; 16/110.1

CPC B25B 13/06; B25B 13/065
See application file for complete search history.

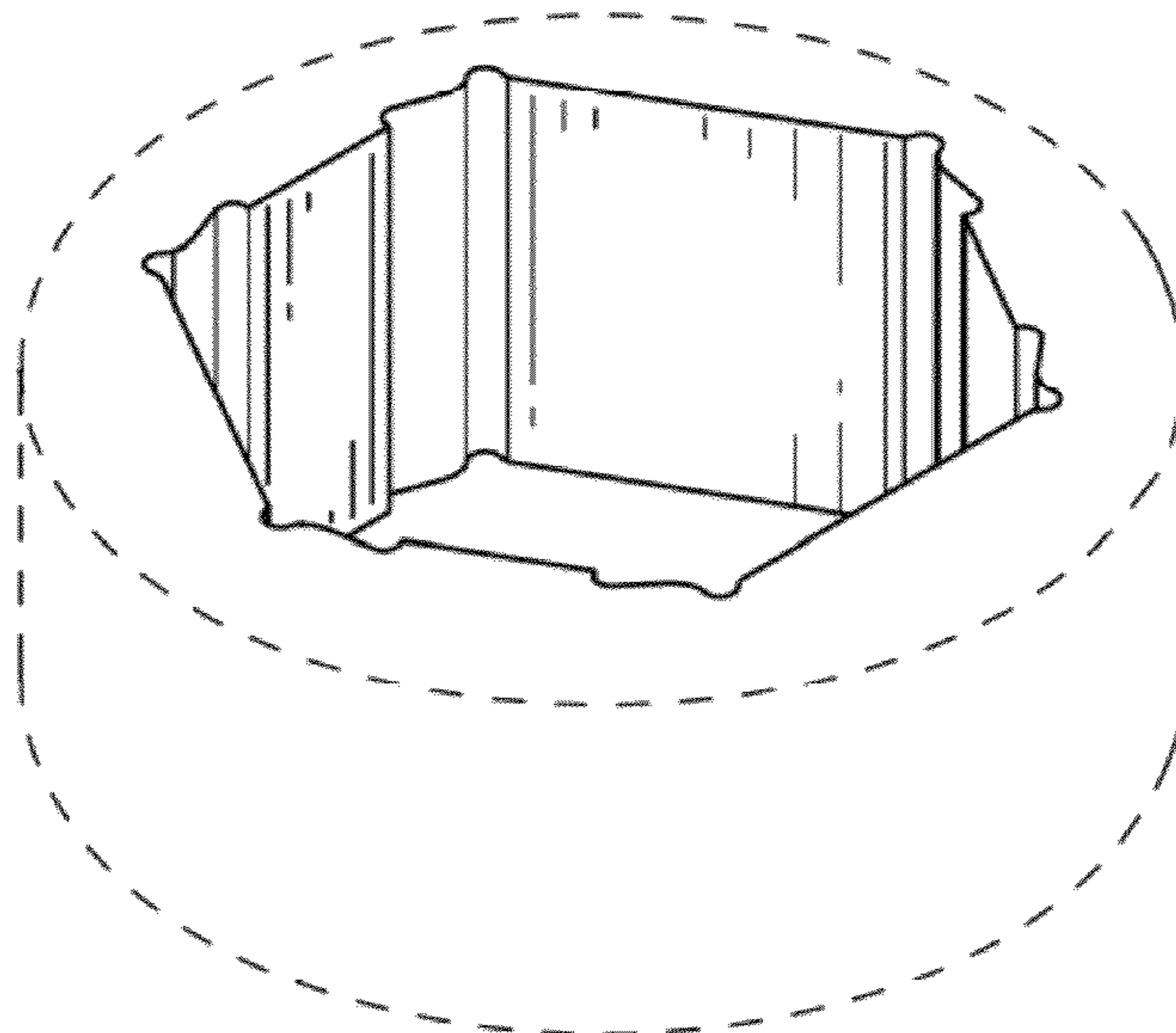
FIG. 1 is a perspective view of a tooth for hand tools showing my new design;
FIG. 2 is a front view thereof, the rear view being a mirror image thereof;
FIG. 3 is a top view thereof, the bottom view being a mirror image thereof;
FIG. 4 is a sectional view thereof taken along the lines A-A in FIG. 3;
FIG. 5 is a sectional view thereof taken along the lines B-B in FIG. 3;
FIG. 6 is a perspective view of a tooth for hand tools showing a second embodiment of my new design; and,
FIG. 7 is a second perspective view of a tooth for hand tools of my design shown in FIGS. 1-5.
A rear side view is symmetry to the front side view, and a bottom view is symmetry to the top view, thus the rear side view and the bottom view are omitted.
The broken lines depict portions of the tooth for hand tools that form no part of the claimed design.

(56) **References Cited**

U.S. PATENT DOCUMENTS

5,476,024 A * 12/1995 Hsieh 81/121.1
5,636,557 A * 6/1997 Ma 81/60
5,860,339 A * 1/1999 Mikic et al. 81/186
6,098,501 A * 8/2000 Sundstrom 81/121.1

1 Claim, 5 Drawing Sheets



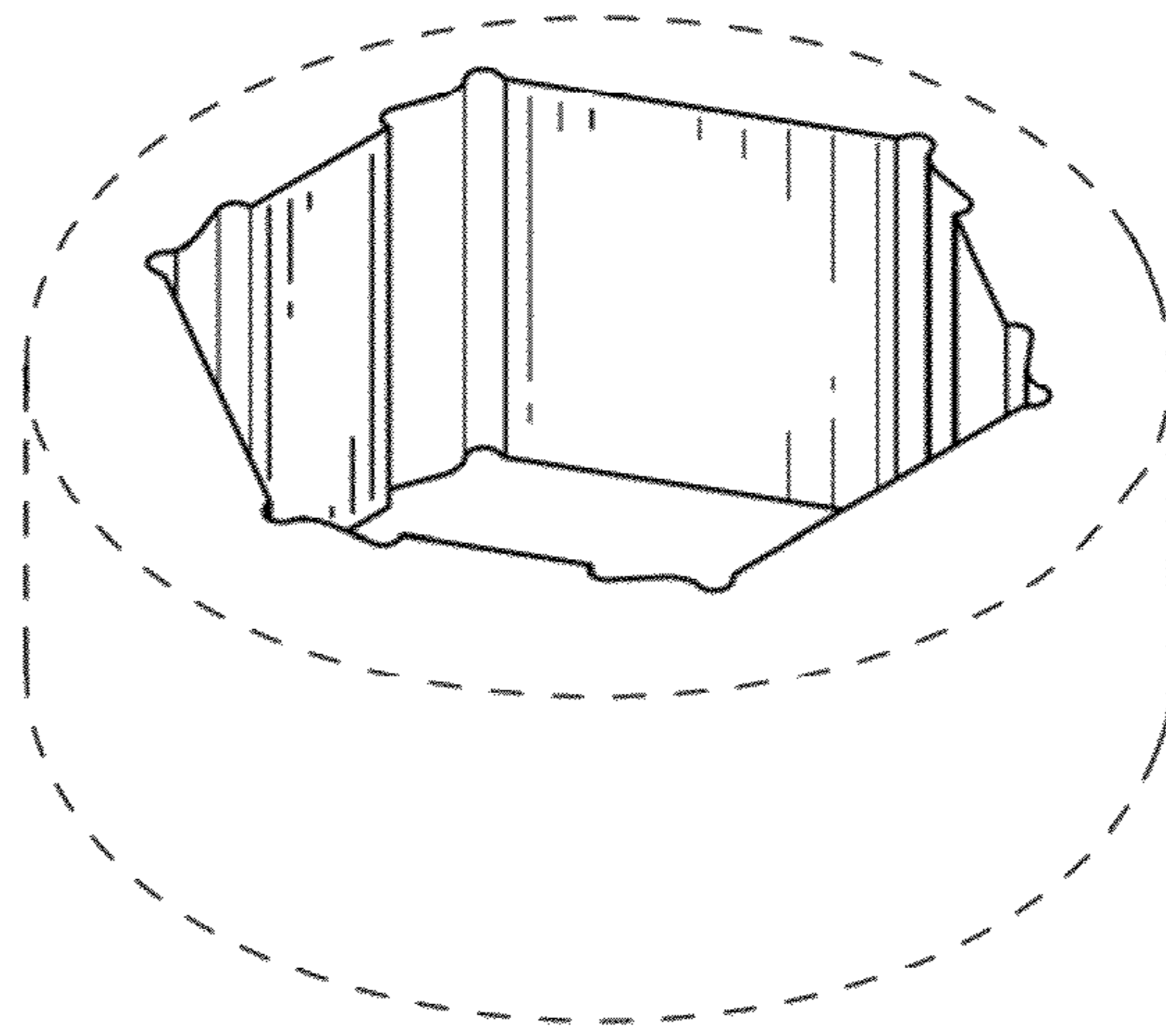


Fig. 1



Fig. 2

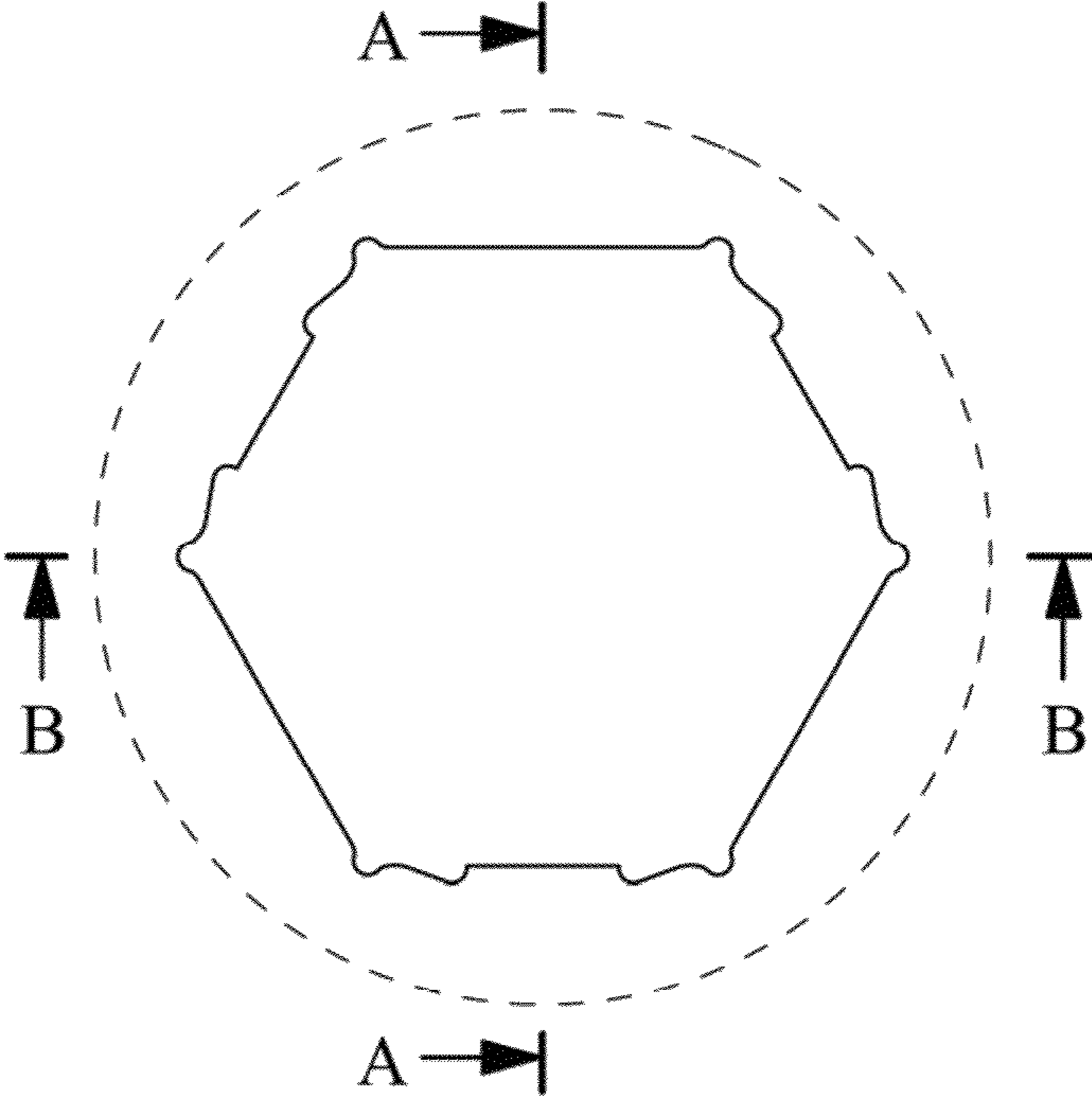


Fig. 3




Fig. 4

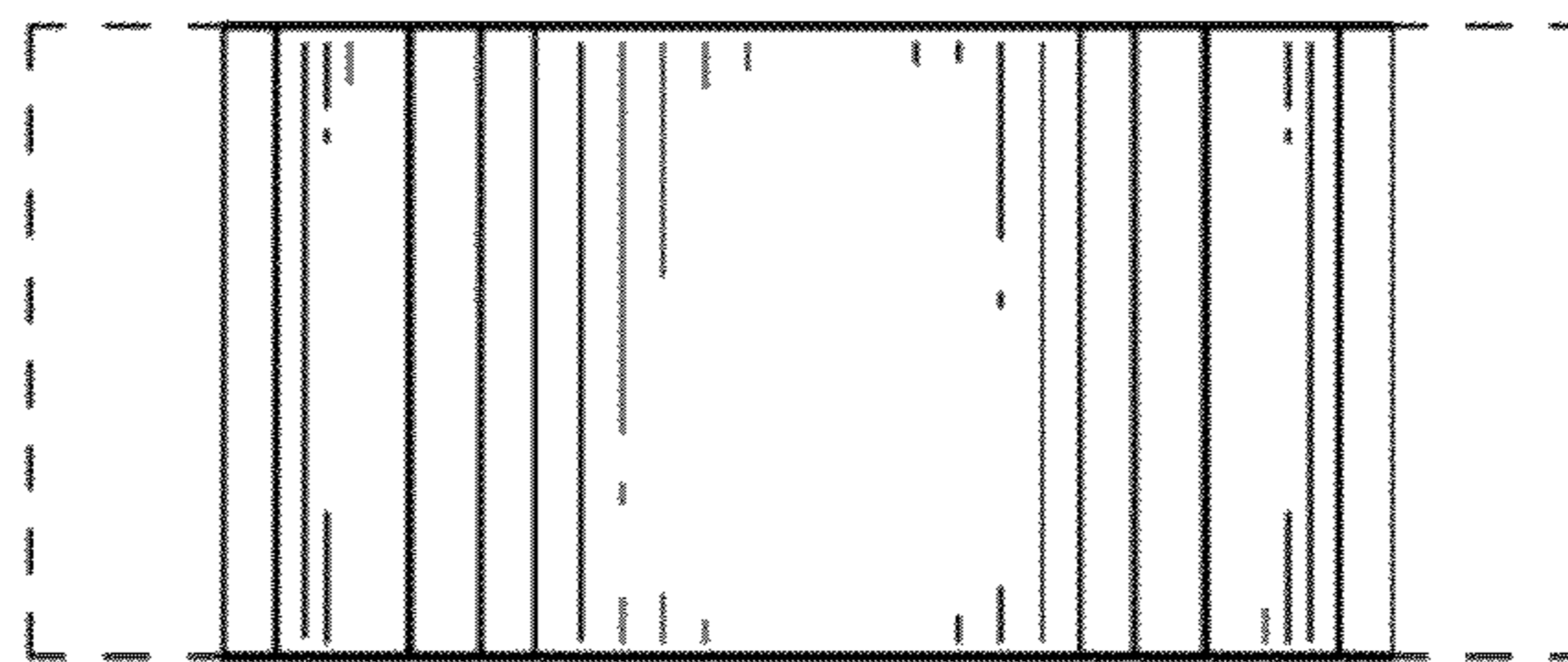


Fig. 5

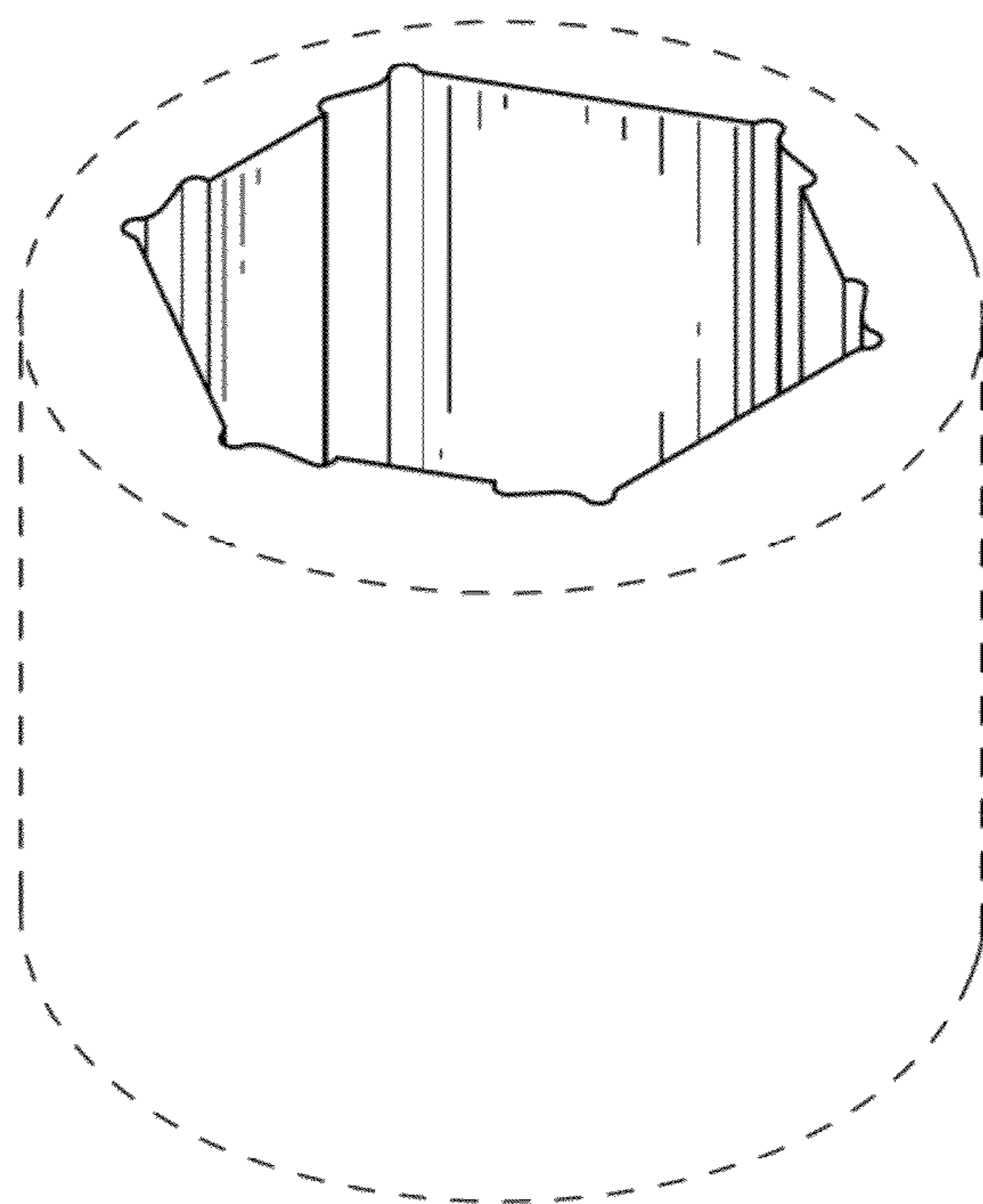


Fig. 6

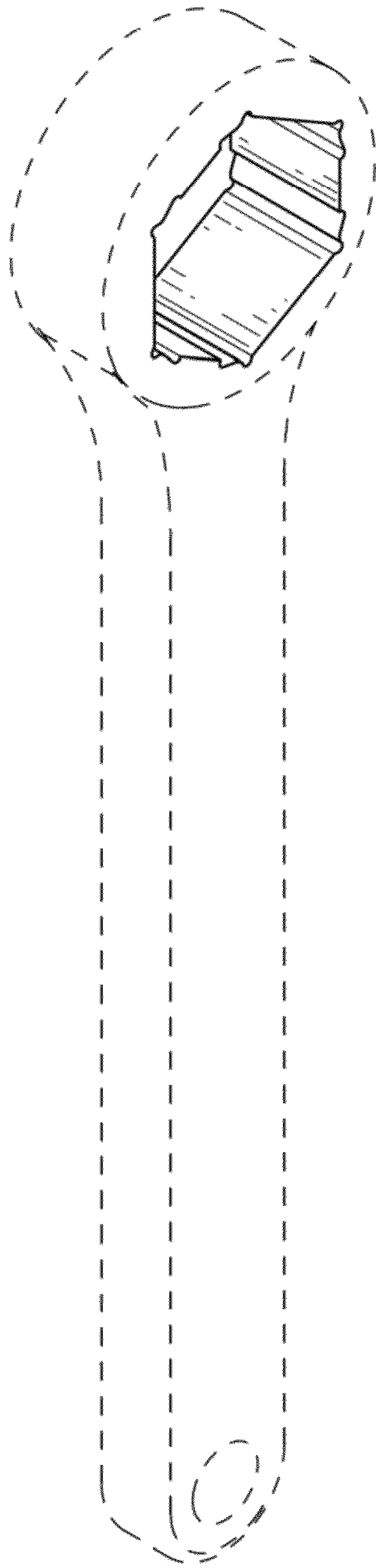


Fig. 7