



US00D745808S

(12) **United States Design Patent**
Magri

(10) **Patent No.:** **US D745,808 S**
(45) **Date of Patent:** **** Dec. 22, 2015**

- (54) **DISH**
- (71) Applicant: **Gold Plast S.p.A.**, Arcisate (IT)
- (72) Inventor: **Gianluca Magri**, Besano (IT)
- (73) Assignee: **Gold Plast S.p.A.**, Arcisate VA (IT)
- (**) Term: **14 Years**
- (21) Appl. No.: **29/512,734**
- (22) Filed: **Dec. 22, 2014**
- (30) **Foreign Application Priority Data**
Jun. 26, 2014 (WO) DM/083 859
- (51) **LOC (10) Cl.** **07-01**
- (52) **U.S. Cl.**
USPC **D7/555**
- (58) **Field of Classification Search**
USPC D7/584, 500, 560, 554.3, 550.1, 538,
D7/571, 587, 586, 551.2, 543, 545, 505,
D7/566, 509, 555; 220/574; D30/129;
D3/304; D19/107, 135, 95
CPC A47G 19/02; A47G 19/06; A47G 23/06;
A47G 19/12; B65D 1/34; A01K 5/0142;
A01K 5/0114
See application file for complete search history.

- (56) **References Cited**
U.S. PATENT DOCUMENTS
2,763,421 A * 9/1956 Bennett A47G 19/03
220/574
D211,817 S * 7/1968 Weir D24/121
D233,501 S * 11/1974 Zeischegg D7/565
D249,110 S * 8/1978 Newmark D7/509

- D257,526 S * 11/1980 Herbst D7/509
- 5,645,191 A * 7/1997 Neville B65D 1/265
215/387
- D382,446 S * 8/1997 Bacon D7/509
- D402,502 S * 12/1998 Liaw D11/143
- D422,843 S * 4/2000 Rashid D7/555
- D481,594 S * 11/2003 Roehrig D7/555
- 6,758,390 B2 * 7/2004 Sarso B65D 3/20
229/125.02
- D498,500 S * 11/2004 Stoddard D19/75
- 6,955,289 B2 * 10/2005 Green B64D 43/162
229/125.17
- D580,712 S * 11/2008 Brown D7/566
- D593,806 S * 6/2009 Scherer D7/566
- D625,880 S * 10/2010 Leung D26/118
- D636,230 S * 4/2011 Koennecke D7/545
- D651,467 S * 1/2012 Bodum D7/509
- D661,949 S * 6/2012 Geraghty D7/566
- D685,608 S * 7/2013 Bangert D7/509
- D692,726 S * 11/2013 Kinney D7/562
- D694,987 S * 12/2013 Howe D1/125
- D722,824 S * 2/2015 Albert D7/509

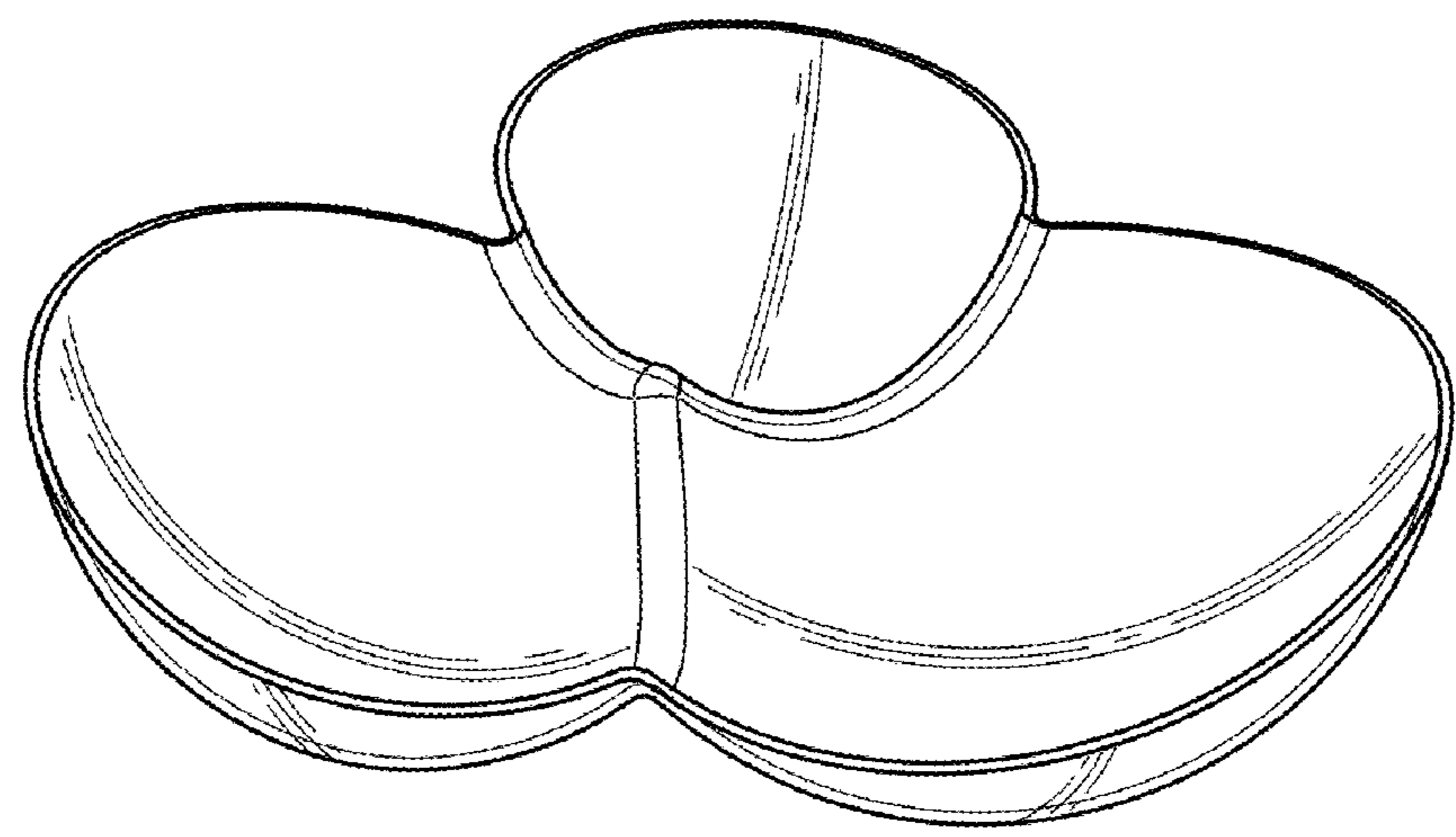
* cited by examiner
Primary Examiner — Cynthia Underwood
(74) *Attorney, Agent, or Firm* — Lucas & Mercanti LLP.

(57) **CLAIM**
The ornamental design for a dish, as shown and described.

DESCRIPTION

FIG. 1 is a perspective view thereof;
FIG. 2 is a front view thereof;
FIG. 3 is a back view thereof;
FIG. 4 is a top view thereof;
FIG. 5 is a bottom view thereof;
FIG. 6 is a right side view thereof; and,
FIG. 7 is a left side view thereof.

1 Claim, 3 Drawing Sheets



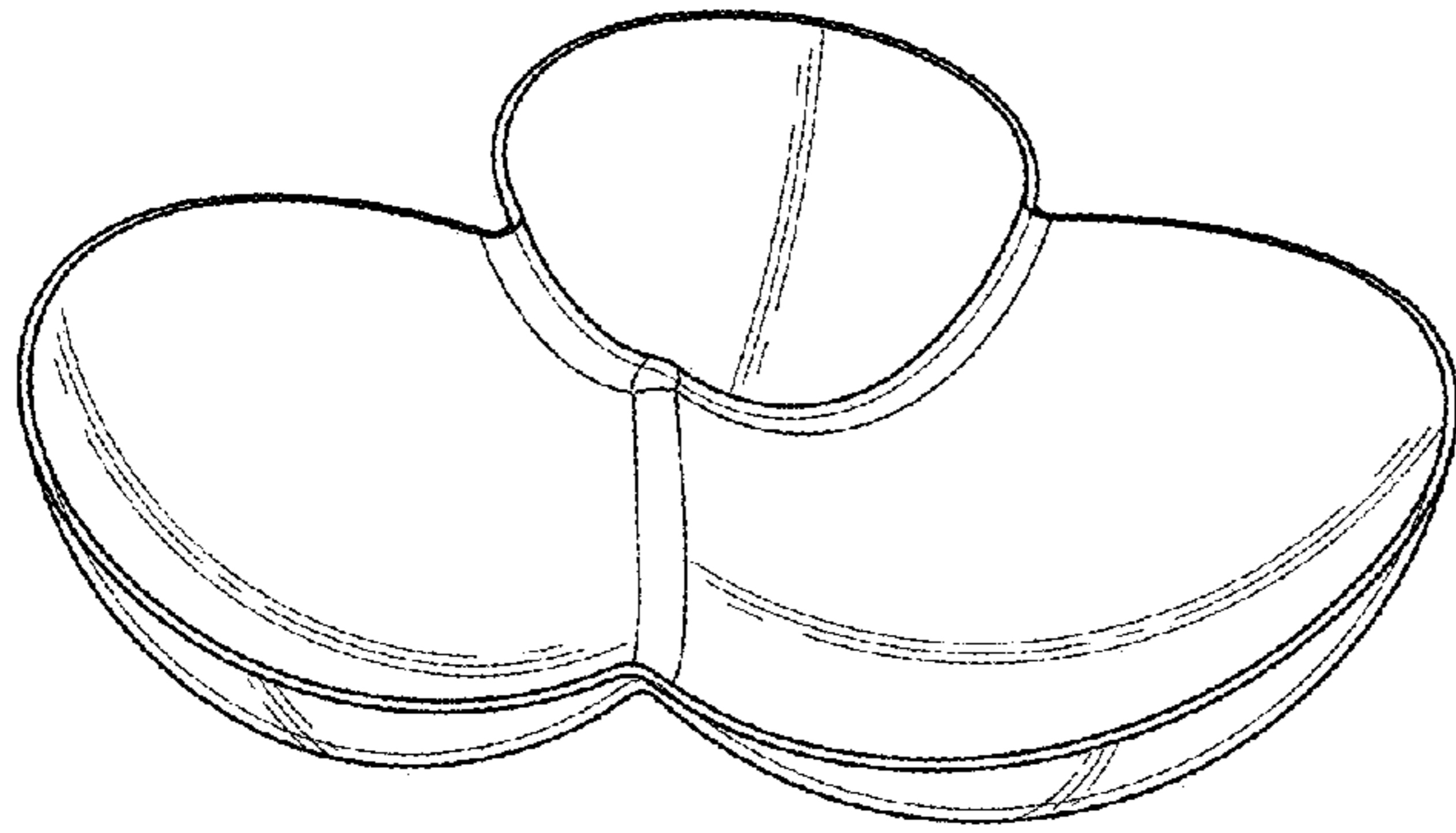


FIG. 1

FIG. 2

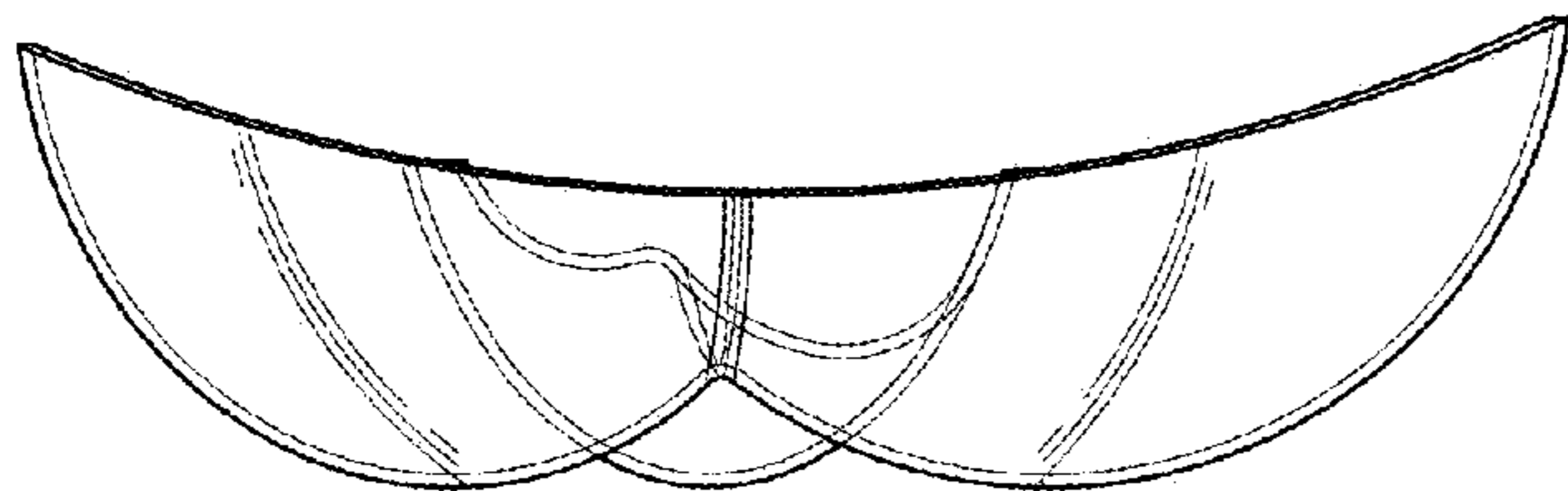
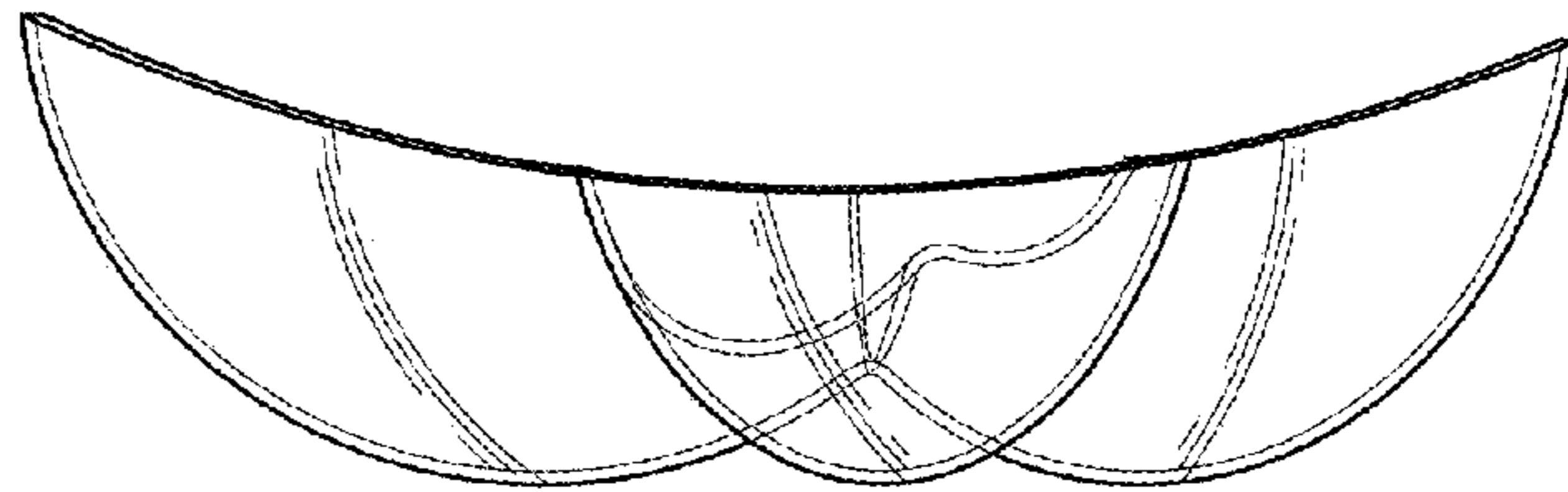


FIG. 3

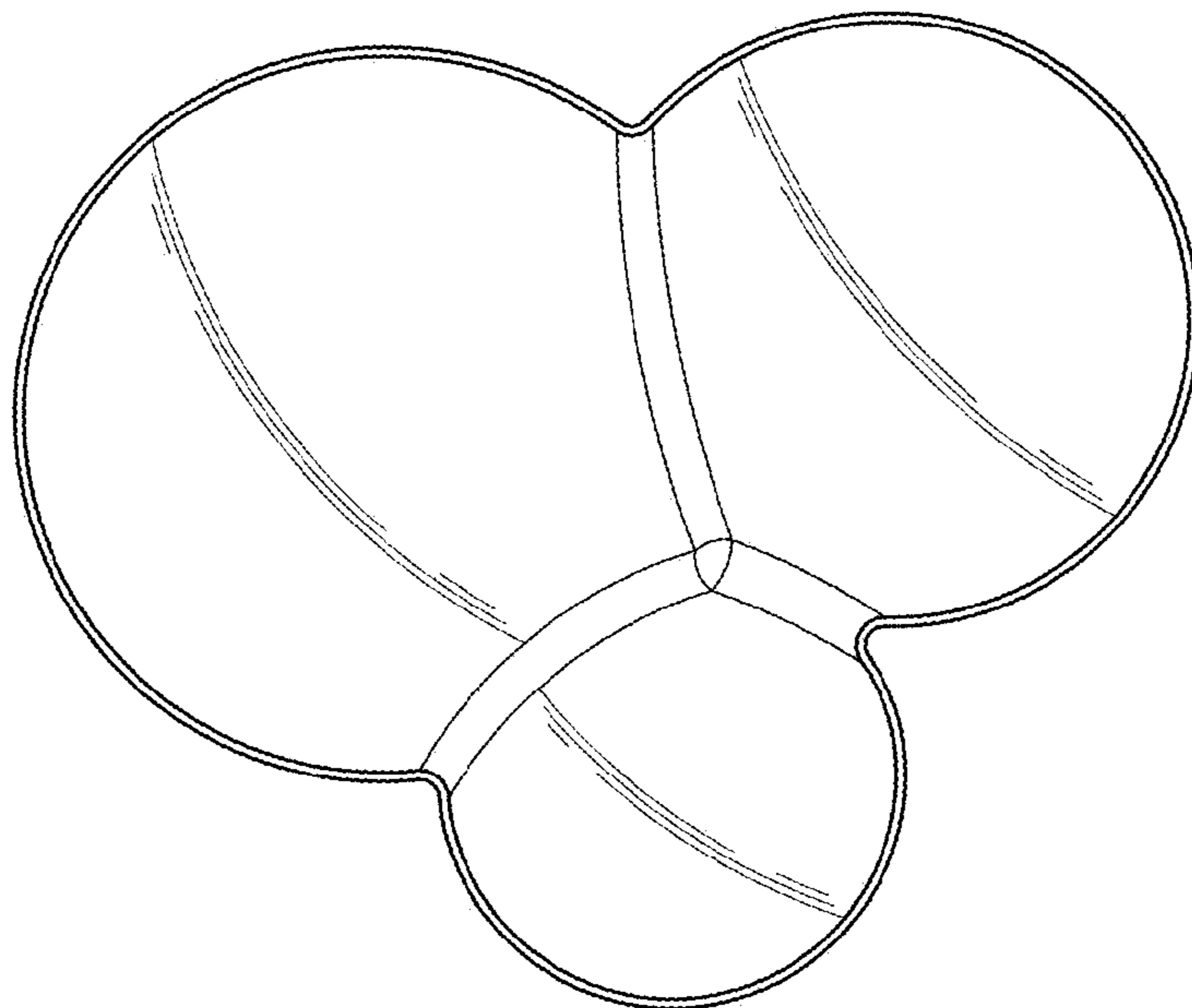


FIG. 4




FIG. 5




FIG. 6




FIG. 7