



US00D745786S

(12) **United States Design Patent**
Ko

(10) **Patent No.:** **US D745,786 S**

(45) **Date of Patent:** **** Dec. 22, 2015**

(54) **CHAIR**

(71) Applicant: **Chiu Chieh Ko**, New Taipei (TW)

(72) Inventor: **Chiu Chieh Ko**, New Taipei (TW)

(**) Term: **14 Years**

(21) Appl. No.: **29/503,132**

(22) Filed: **Sep. 23, 2014**

(51) **LOC (10) Cl.** **06-01**

(52) **U.S. Cl.**
USPC **D6/361**

(58) **Field of Classification Search**
USPC D6/334-336, 361, 371, 373, 375, 377,
D6/716, 716.1, 716.4

CPC A47C 7/50; A47C 3/16; A47C 5/125;
A47C 4/54; B60N 2/70; B63B 21/00047
See application file for complete search history.

(56) **References Cited**

U.S. PATENT DOCUMENTS

- 4,027,888 A * 6/1977 Wilcox A47C 3/16
297/284.1
- D300,390 S * 3/1989 Soley D6/361

- D308,141 S * 5/1990 Genova D6/334
- 5,795,276 A * 8/1998 Almeda A63B 21/00047
482/140
- D530,933 S * 10/2006 Vitaro D6/361
- D608,102 S * 1/2010 Kemm D6/361
- D688,053 S * 8/2013 Chiu D6/361

* cited by examiner

Primary Examiner — Mimoso De

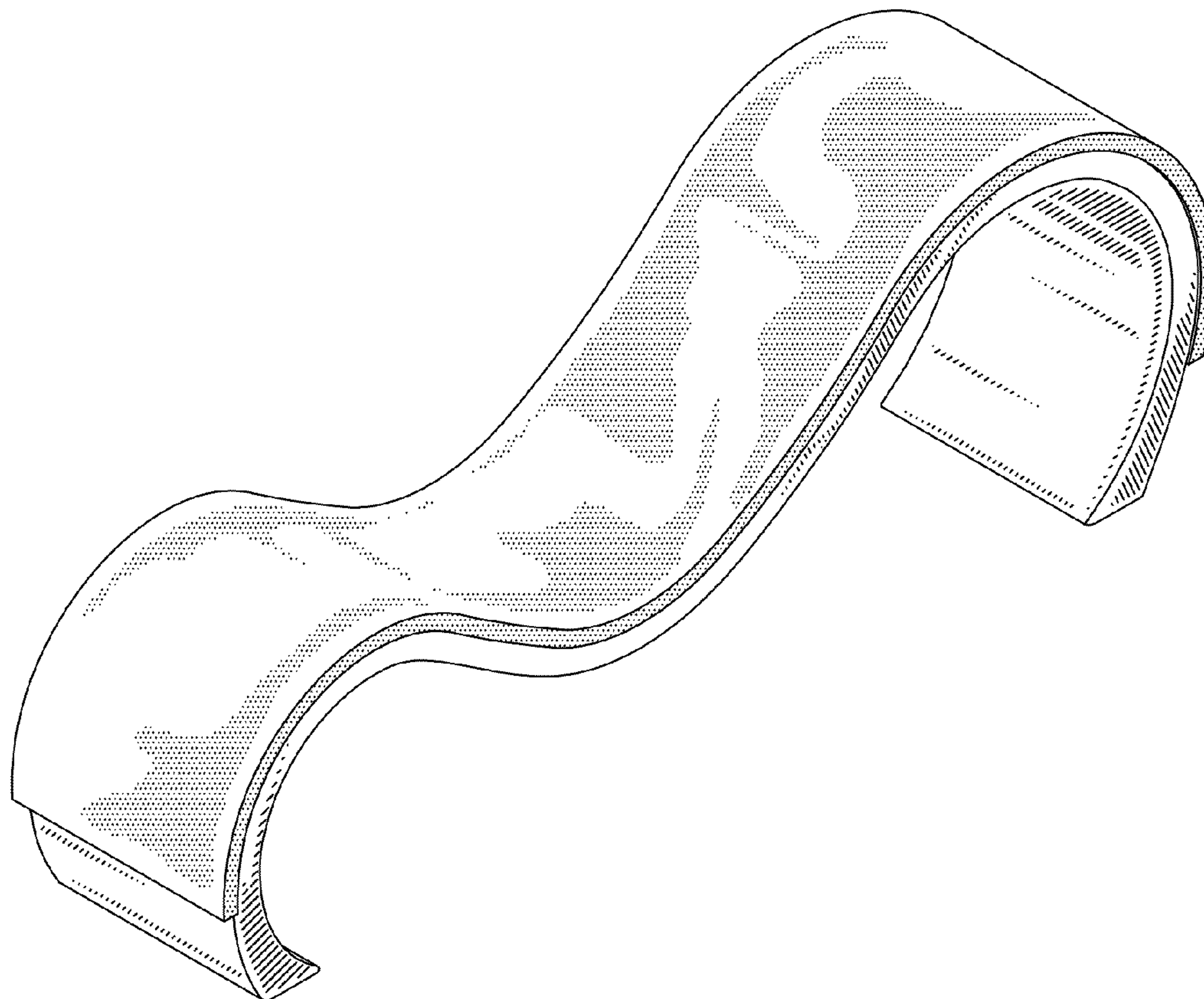
(57) **CLAIM**

The ornamental design for a chair, as shown and described.

DESCRIPTION

FIG. 1 is a perspective view of a chair showing my new design;
 FIG. 2 is a front elevational view thereof;
 FIG. 3 is a rear elevational view thereof;
 FIG. 4 is a left side view thereof;
 FIG. 5 is a right side view thereof;
 FIG. 6 is a top plan view thereof; and,
 FIG. 7 is a bottom plan view thereof.

1 Claim, 7 Drawing Sheets



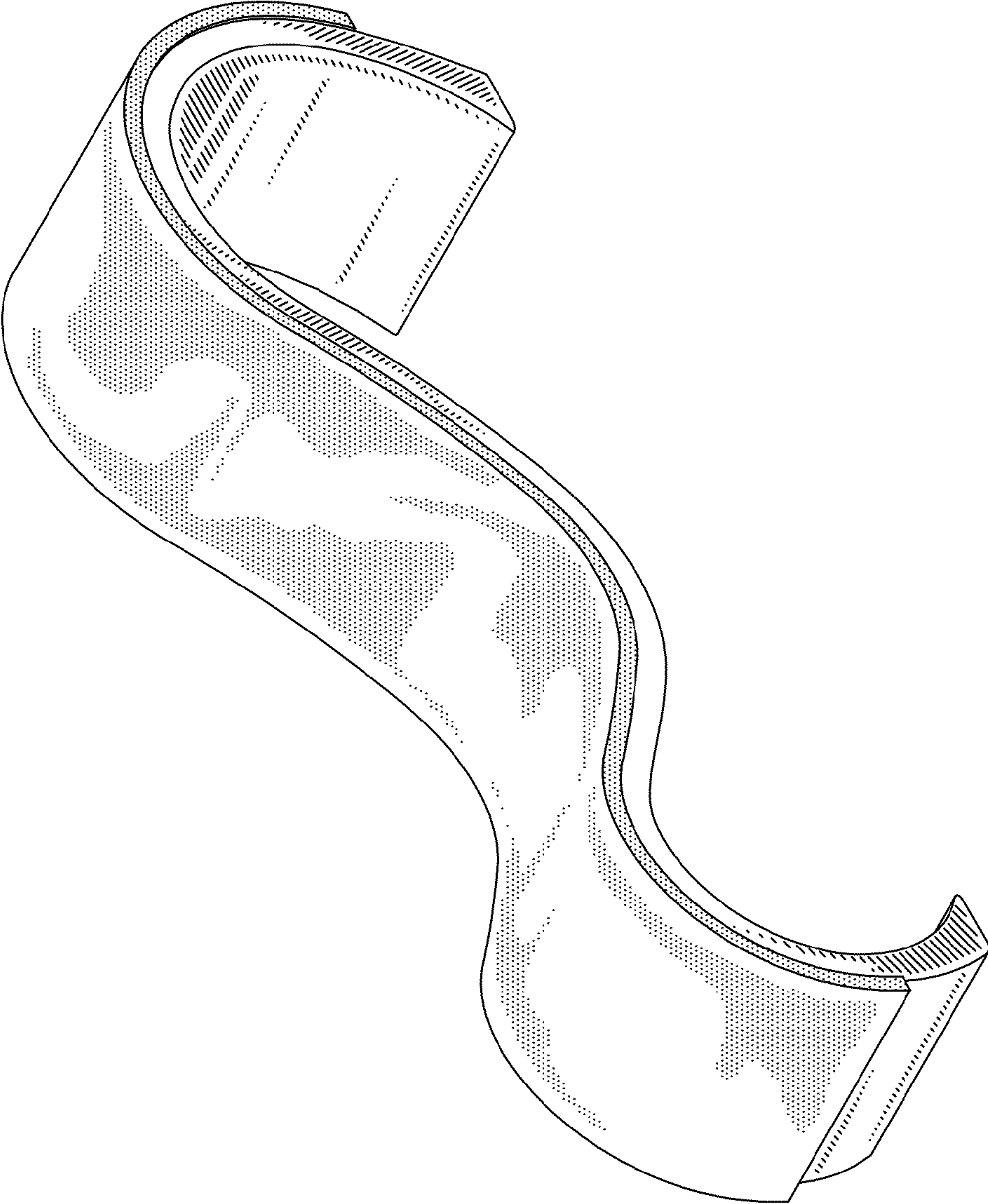


FIG. 1

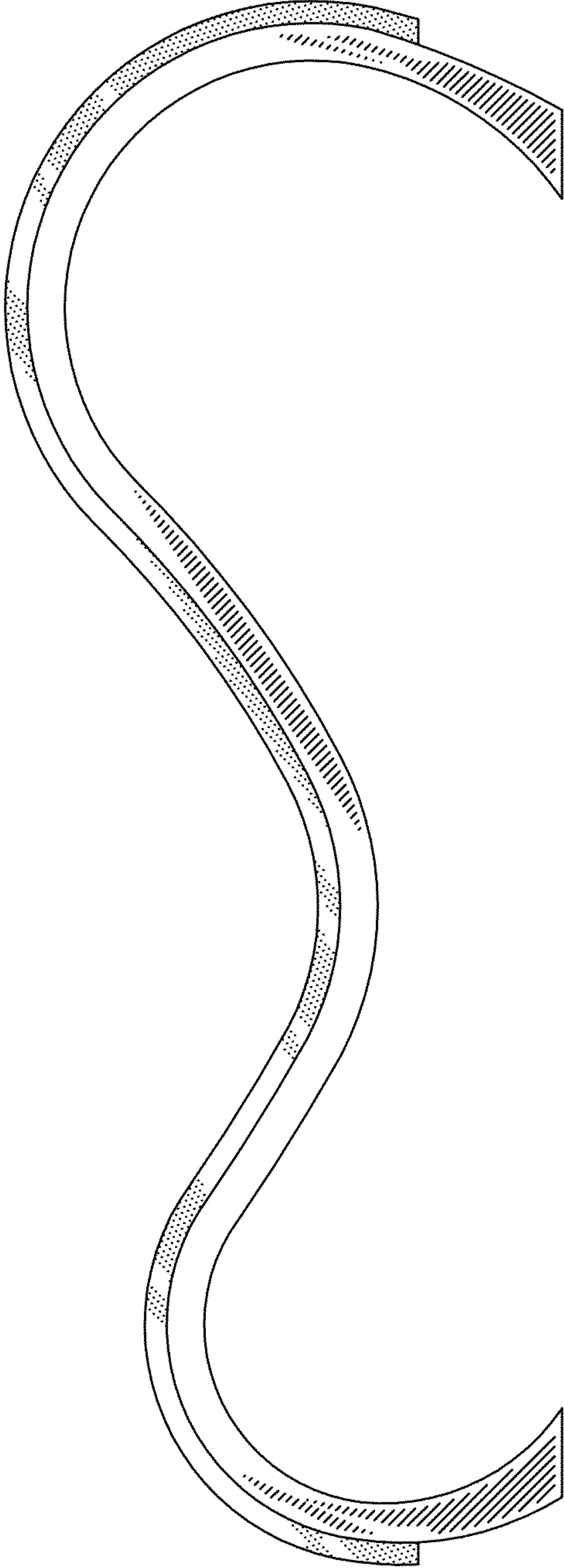


FIG. 2

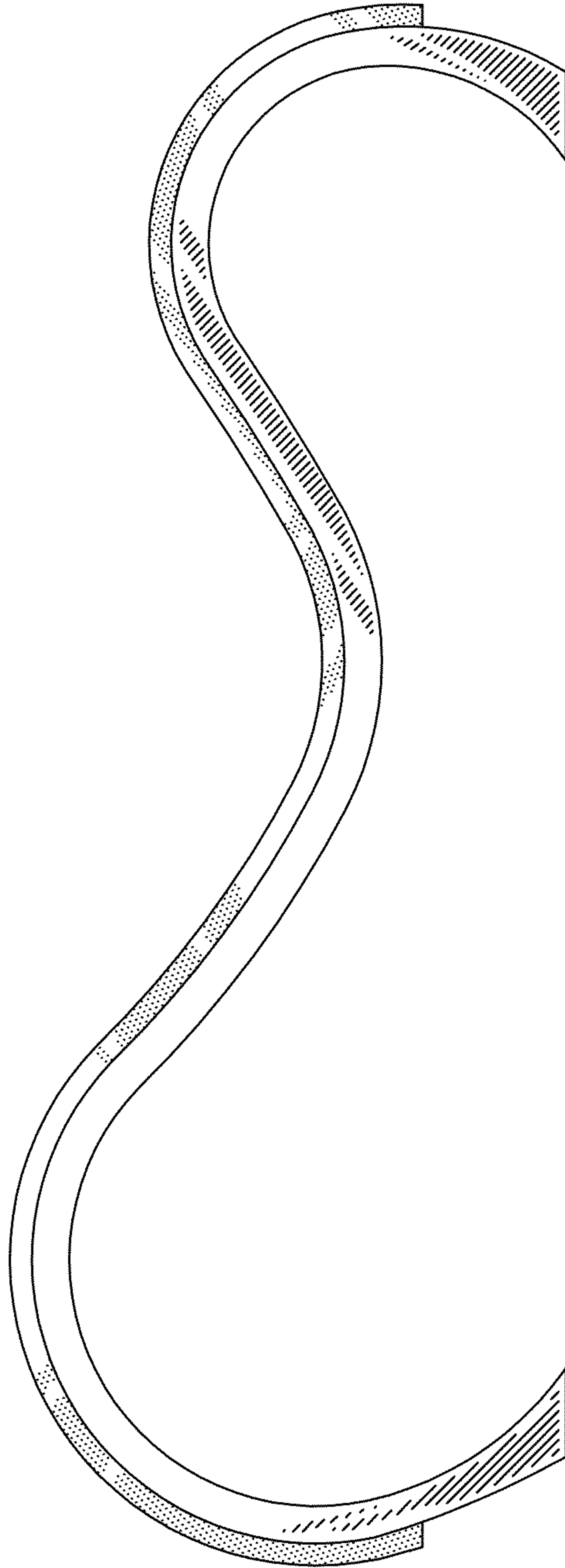


FIG. 3

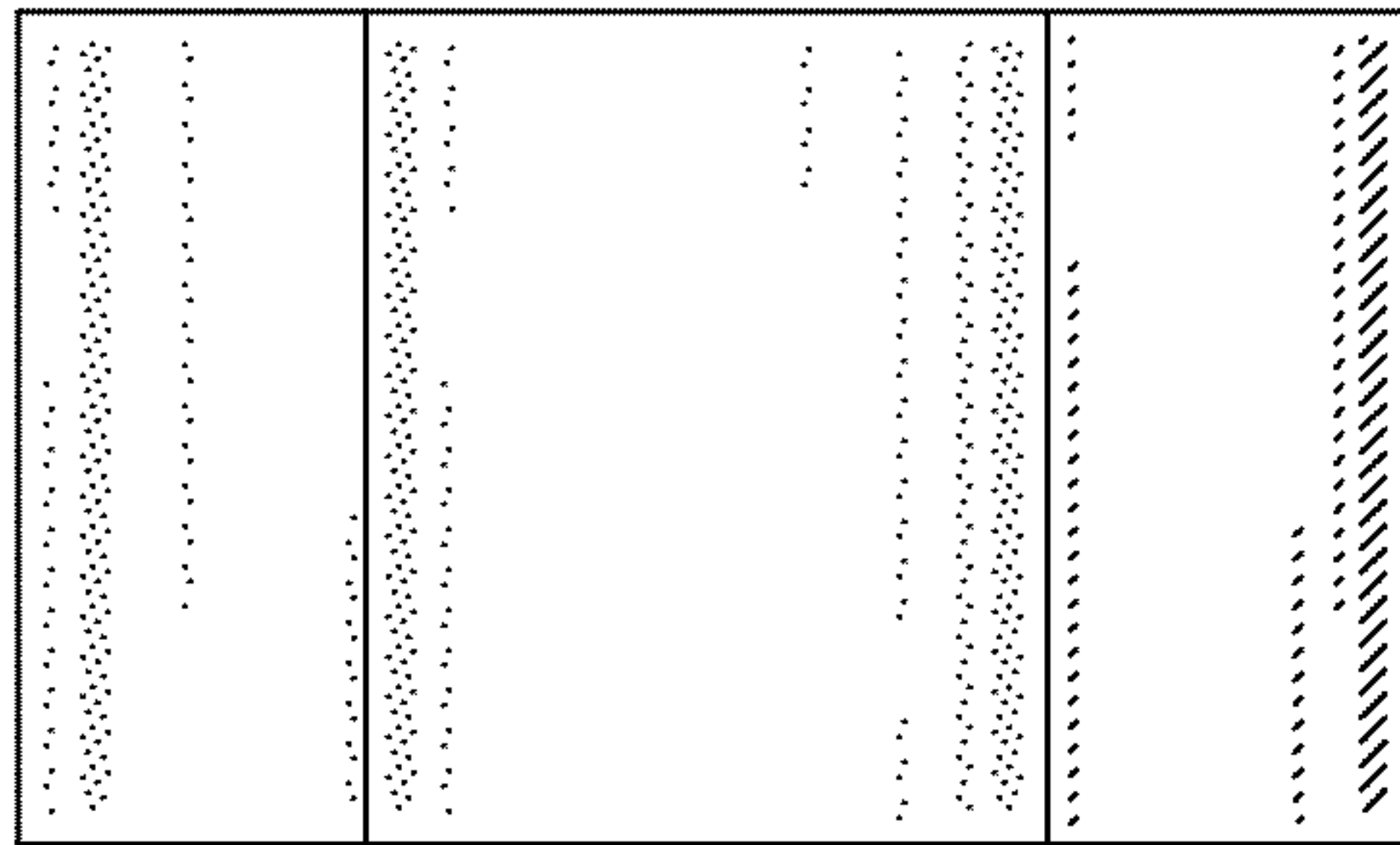


FIG. 4




FIG. 5




FIG. 6




FIG. 7