



US00D745778S

(12) **United States Design Patent**  
**Shabou**

(10) **Patent No.:** **US D745,778 S**

(45) **Date of Patent:** **\*\* Dec. 22, 2015**

(54) **DUFFEL BAG**

(71) Applicant: **Nadim Shabou**, Tucson, AZ (US)

(72) Inventor: **Nadim Shabou**, Tucson, AZ (US)

(\*\*) Term: **14 Years**

(21) Appl. No.: **29/482,740**

(22) Filed: **Feb. 21, 2014**

(51) **LOC (10) Cl.** ..... **03-01**

(52) **U.S. Cl.**

USPC ..... **D3/229**; D3/289; D3/301

(58) **Field of Classification Search**

USPC ..... D3/273, 280, 289, 301, 903, 901, 900,  
D3/205, 232, 233, 246, 274-276, 290, 291,  
D3/299, 201, 294, 288, 217, 216, 270;  
224/600-659, 275, 576, 929;  
150/100-110, 118, 119, 130;  
206/316.1, 316.2, 316.3, 823;  
190/100-127, 903, 902, 900

CPC ..... A45C 2003/007; A45C 3/001; A45C  
2003/008

See application file for complete search history.

(56) **References Cited**

**U.S. PATENT DOCUMENTS**

3,019,952 A \* 2/1962 Brewster ..... 294/142  
3,128,854 A \* 4/1964 Specht ..... 206/289  
D250,365 S \* 11/1978 Suzuki ..... D3/289  
D281,649 S \* 12/1985 Bomes et al. .... D3/287  
4,799,521 A \* 1/1989 Shick ..... 150/107  
D349,404 S \* 8/1994 Poisson ..... D3/276

D368,160 S \* 3/1996 Carretta ..... D3/286  
D386,613 S \* 11/1997 Terzian ..... D3/289  
D403,155 S \* 12/1998 Liu ..... D3/289  
D463,119 S \* 9/2002 Kawai ..... D3/289  
D465,922 S \* 11/2002 Davis ..... D3/287  
D476,477 S \* 7/2003 DeChant ..... D3/205  
D529,286 S \* 10/2006 Limber ..... D3/269  
D530,915 S \* 10/2006 Sijmons ..... D3/289  
D632,888 S \* 2/2011 Jobert ..... D3/232  
2005/0028909 A1 \* 2/2005 Matlhako ..... 150/107  
2006/0137950 A1 \* 6/2006 Nassanian ..... 190/119  
2006/0266603 A1 \* 11/2006 Godshaw et al. .... 190/108

\* cited by examiner

*Primary Examiner* — Jennifer Rivard

*Assistant Examiner* — April Rivas

(57) **CLAIM**

The ornamental design for a duffel bag, as shown and described.

**DESCRIPTION**

FIG. 1 is a perspective view of a duffel bag showing my new design;

FIG. 2 is a front view thereof;

FIG. 3 is a back view thereof;

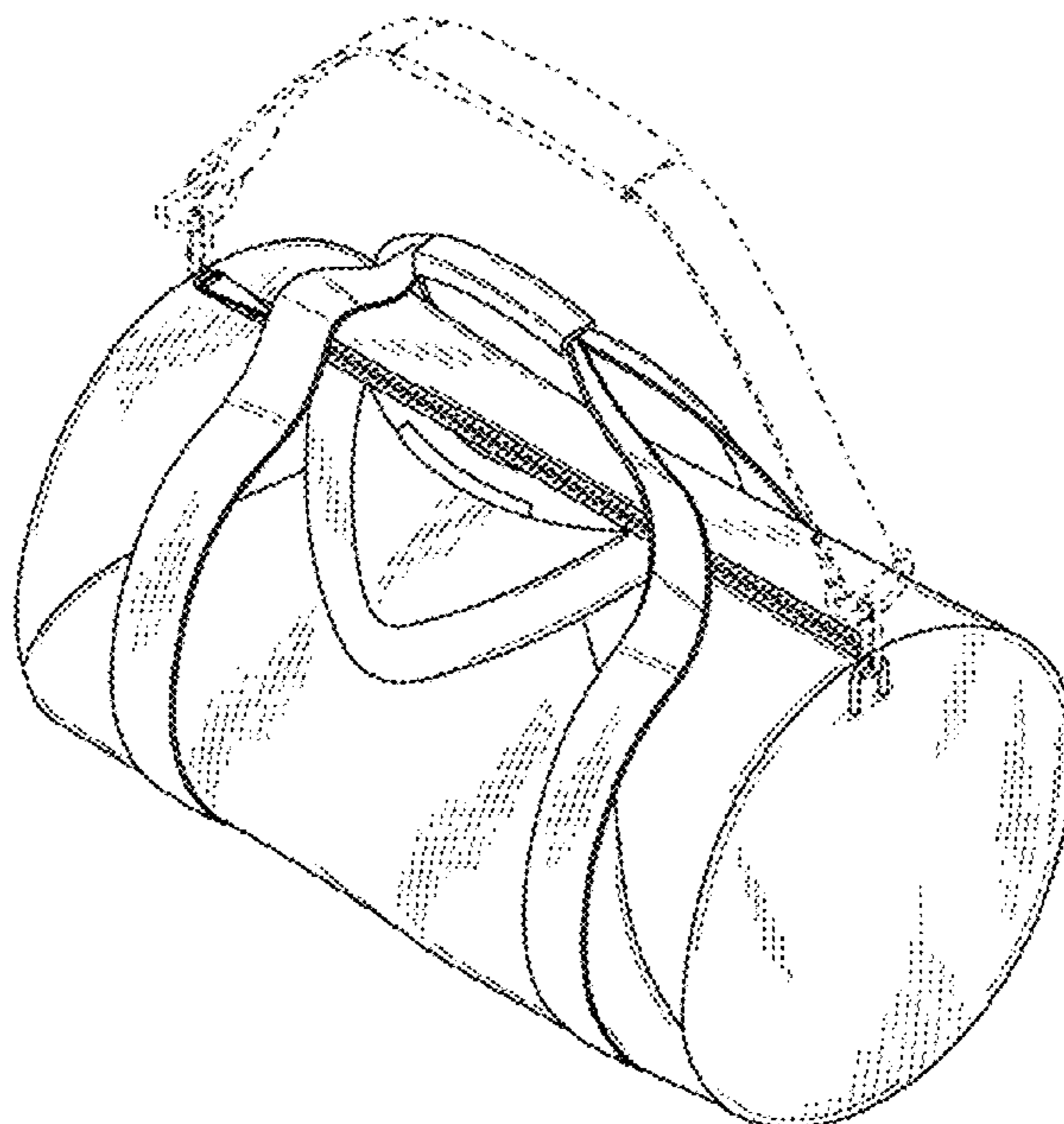
FIG. 4 is a side view thereof, the opposite side view is a mirror-image thereof;

FIG. 5 is a top view thereof; and,

FIG. 6 is a bottom view thereof.

The dash-dot-dot broken lines and the structures they depict form no part of the claimed design.

**1 Claim, 3 Drawing Sheets**



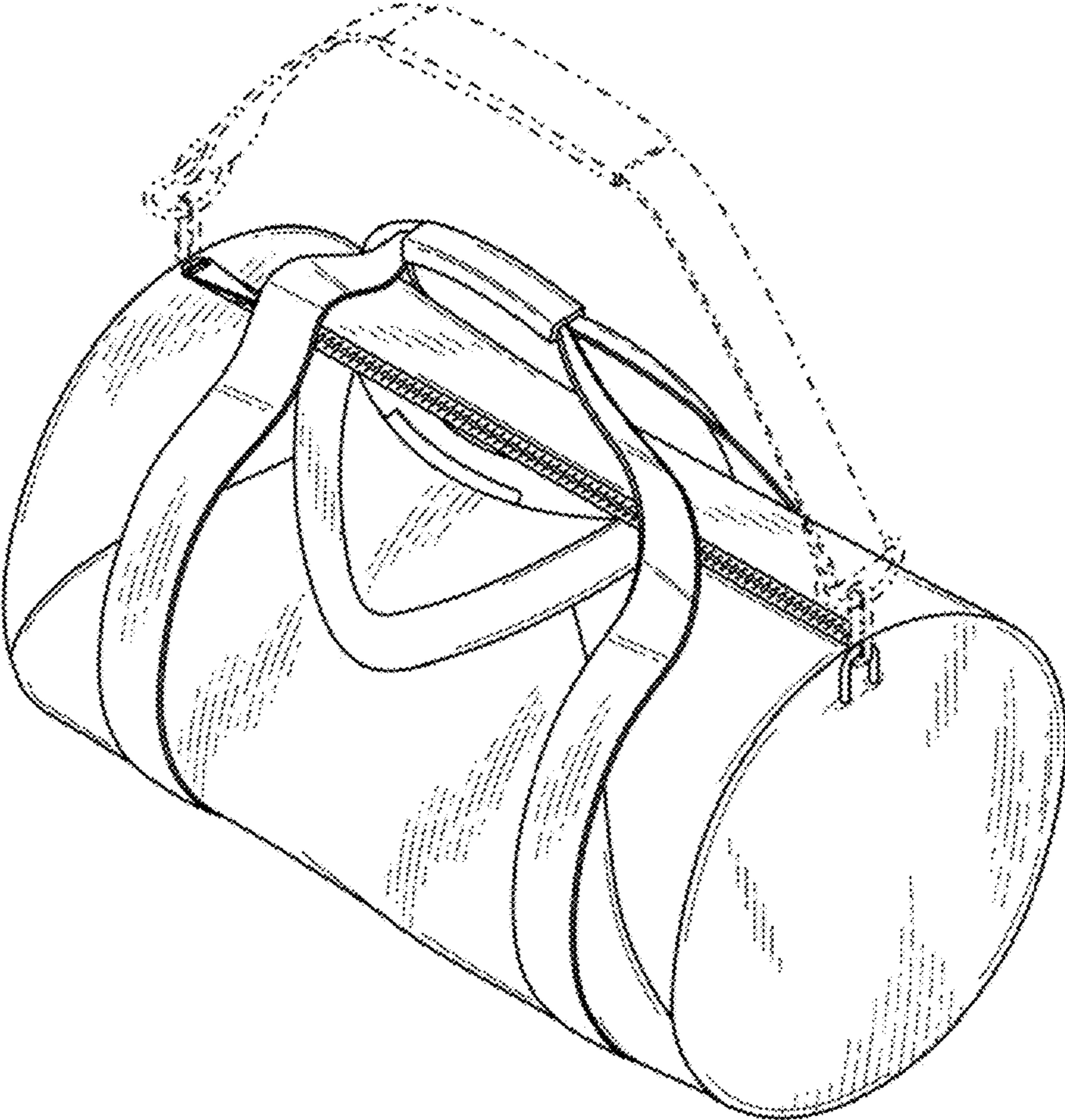


FIG. 1

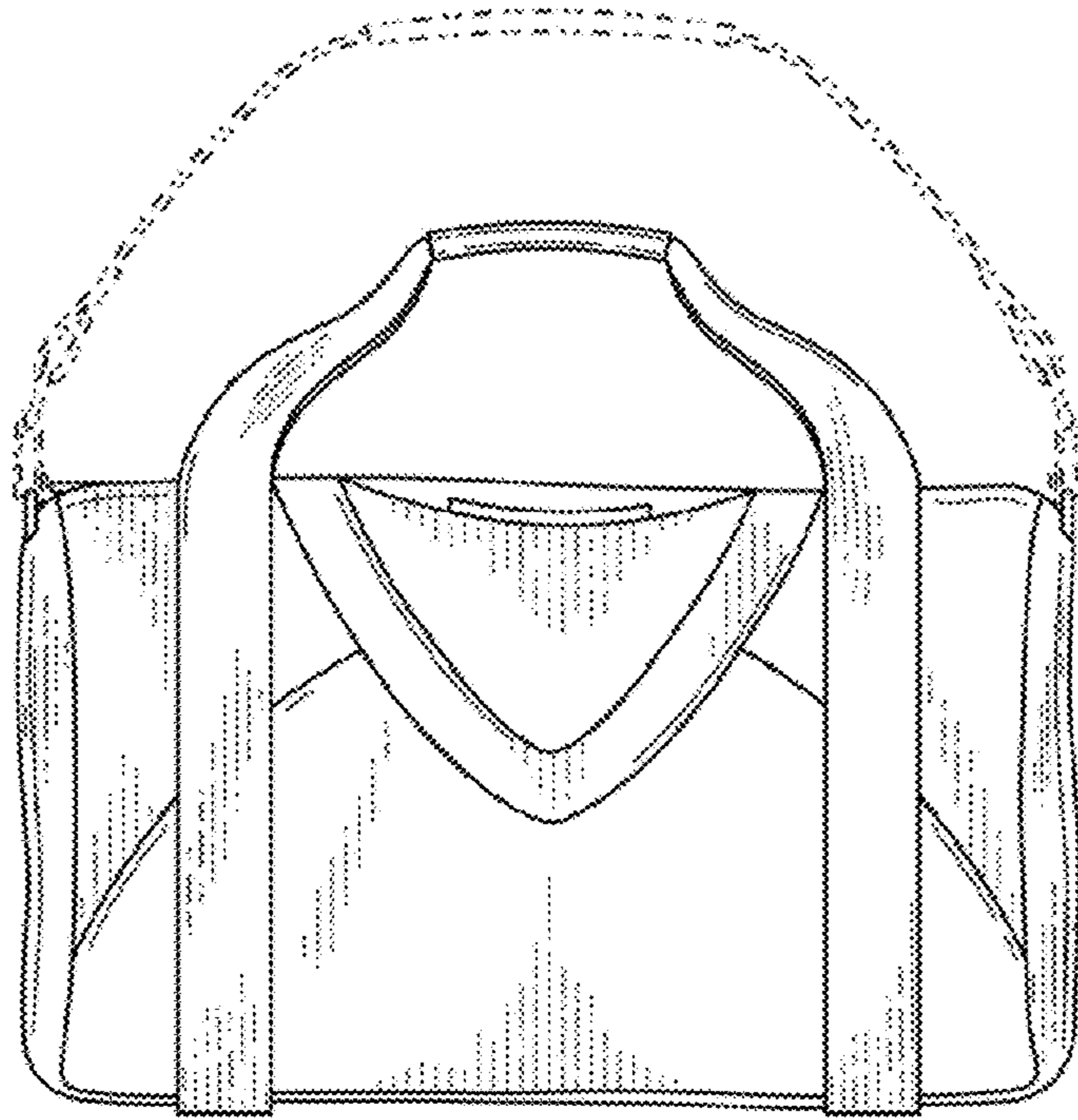


FIG. 2

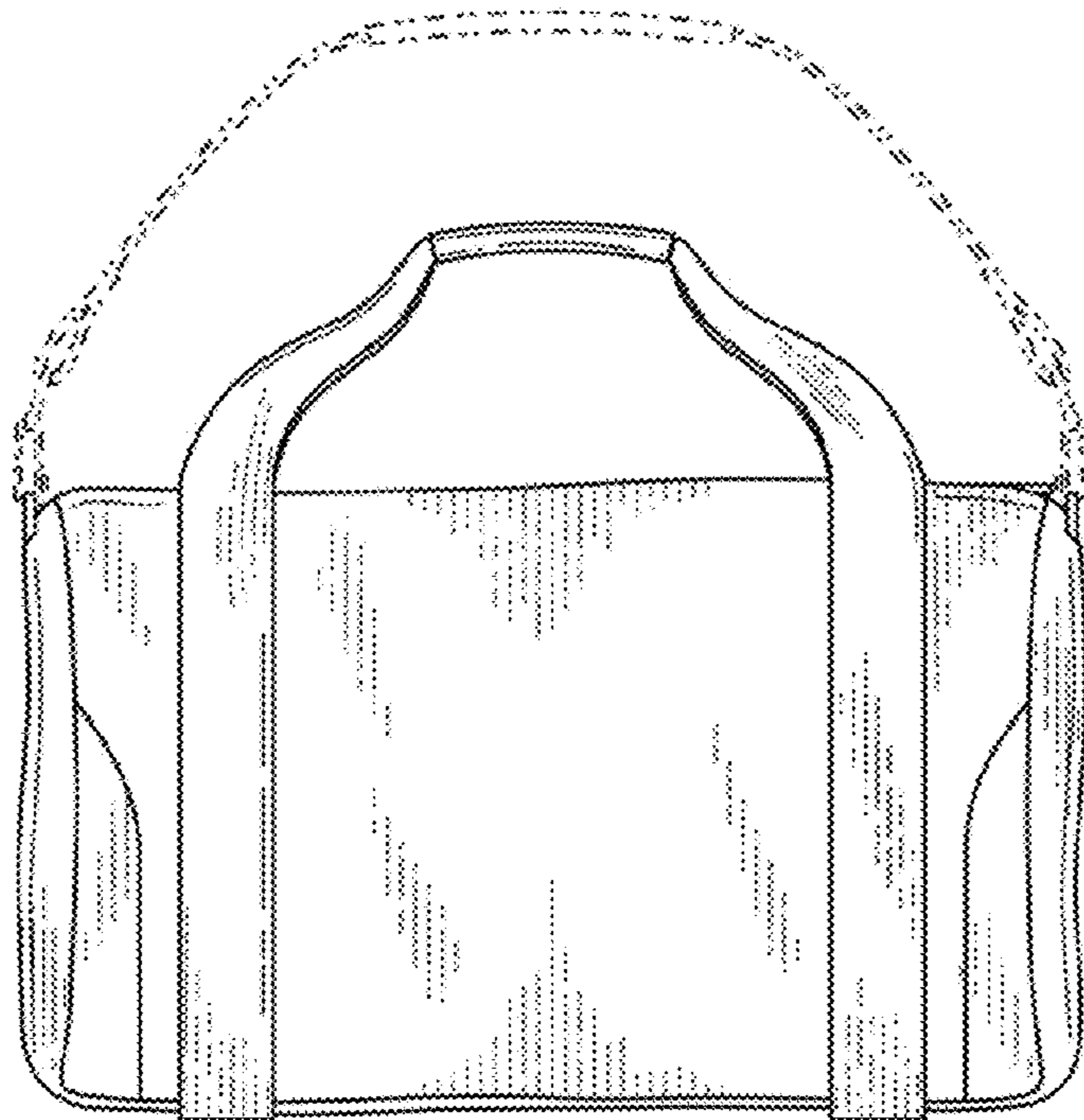


FIG. 3



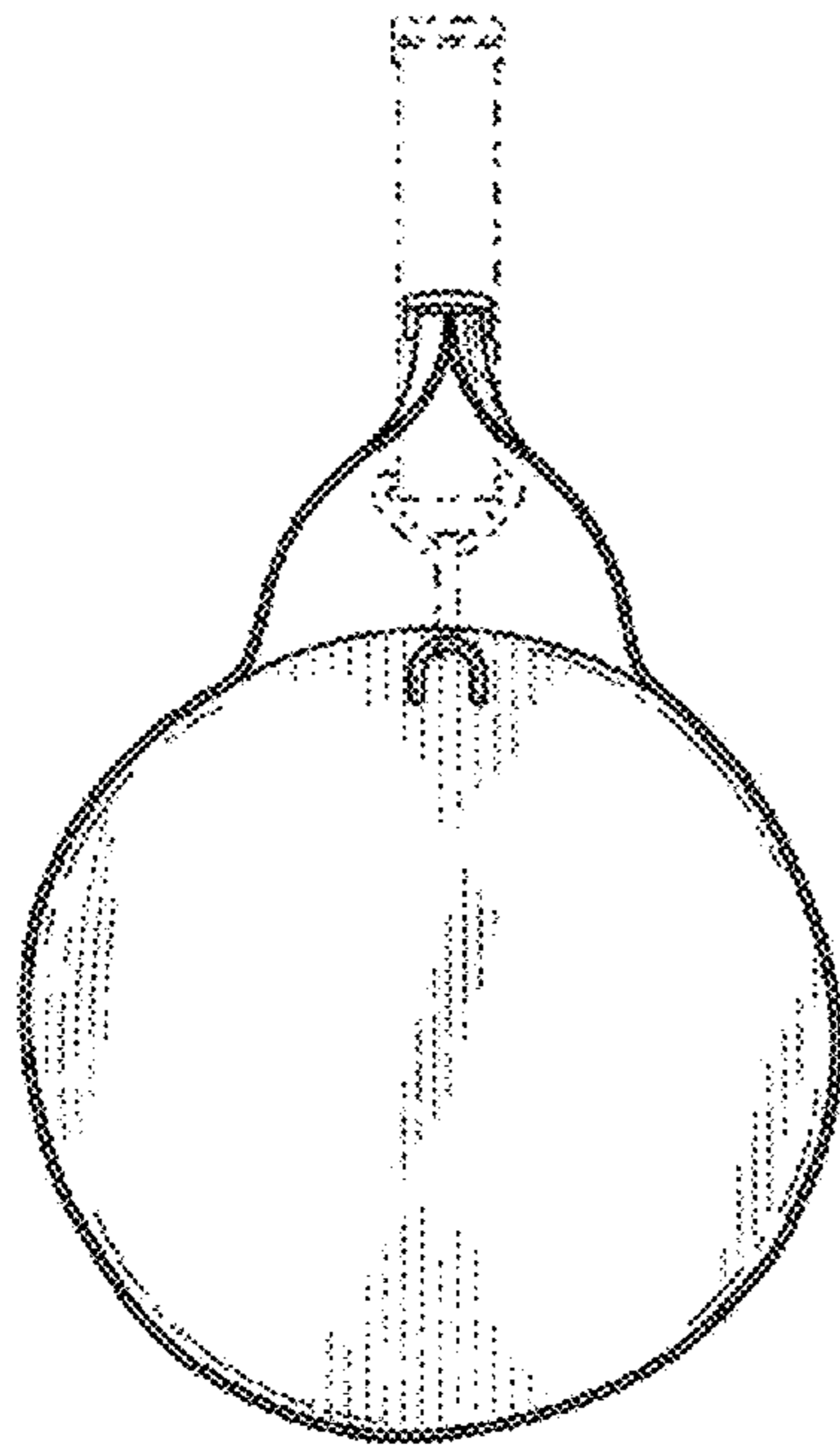


FIG. 4

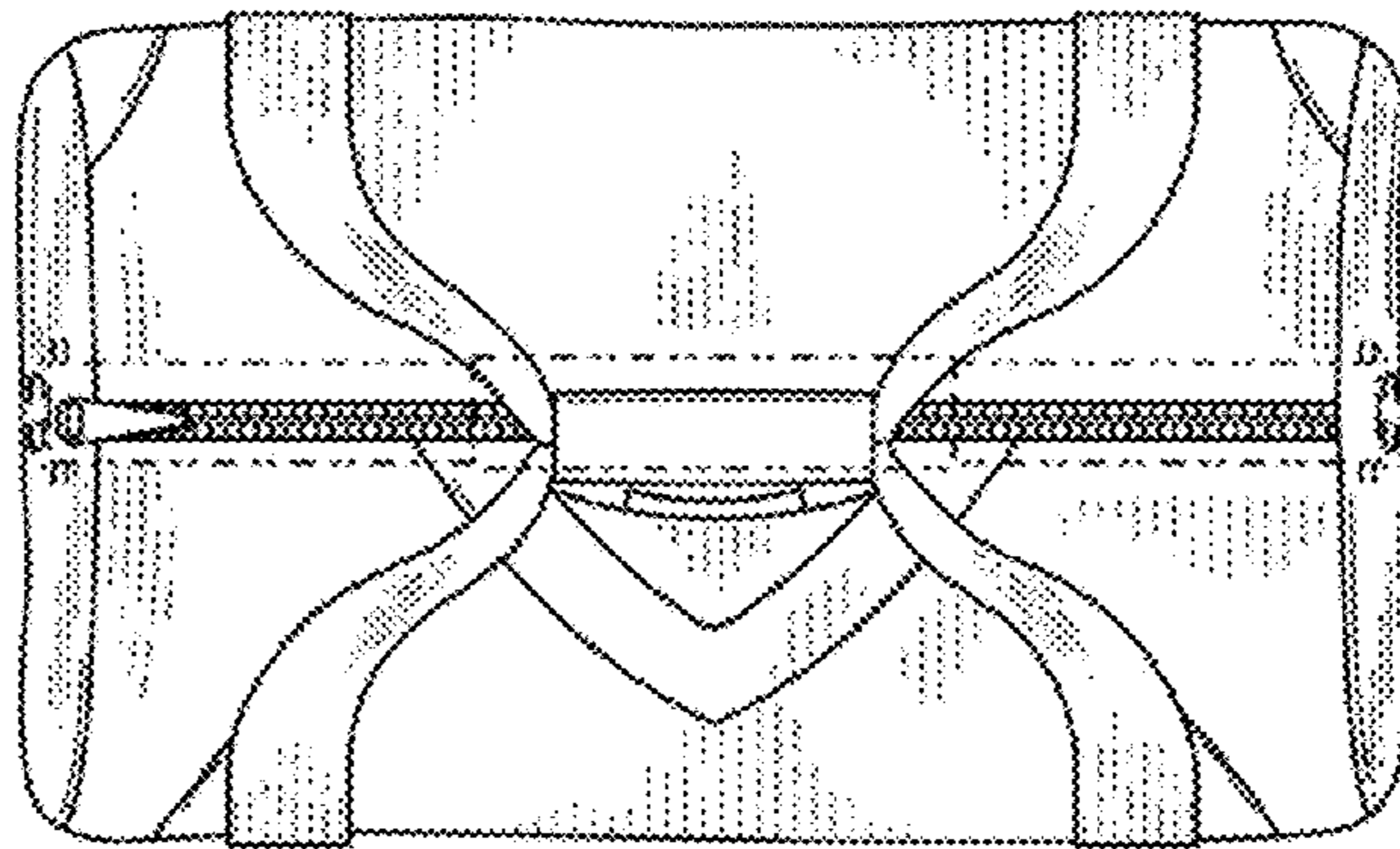


FIG. 5

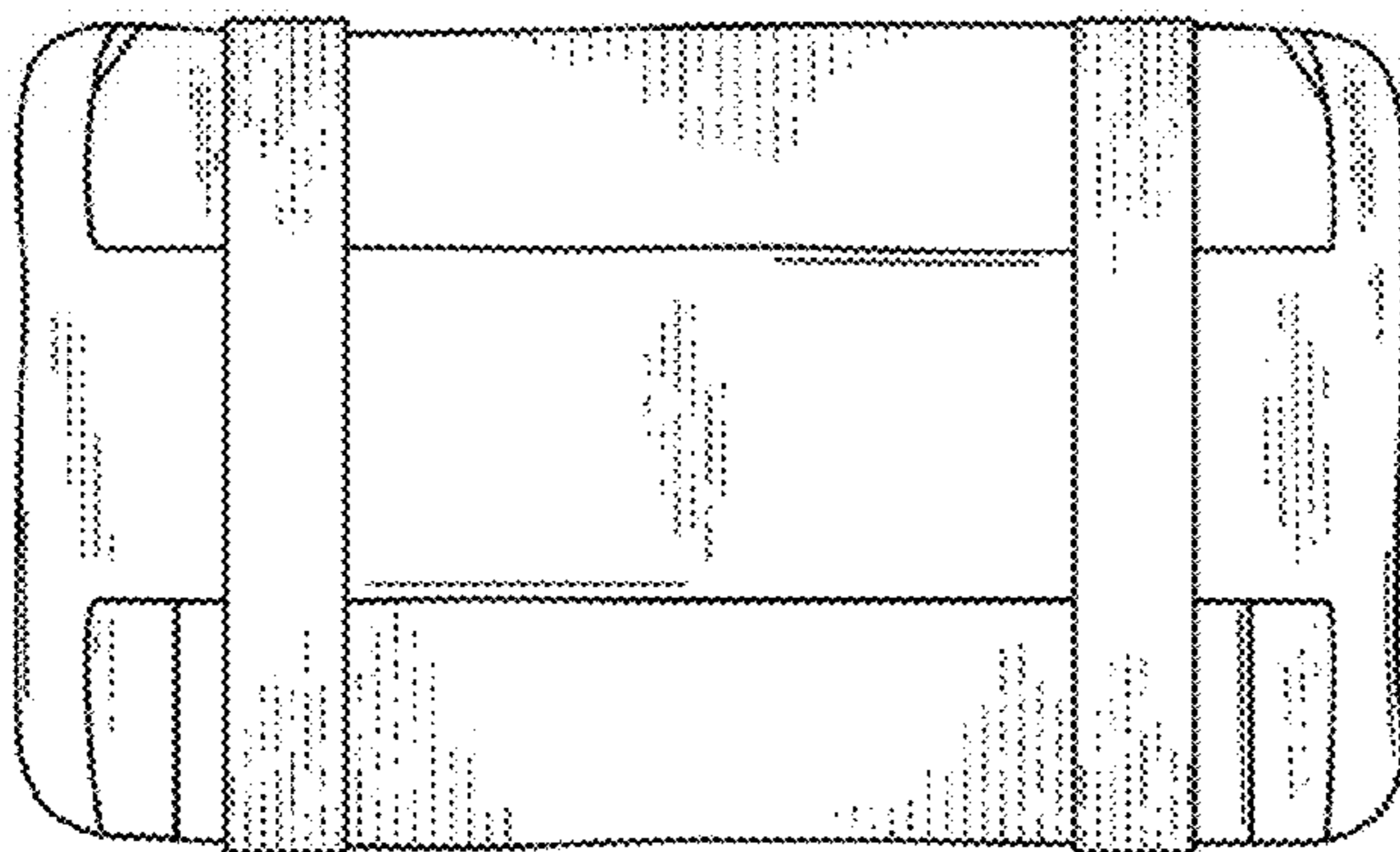


FIG. 6