



US00D745770S

(12) **United States Design Patent**
Matsuo

(10) **Patent No.:** **US D745,770 S**

(45) **Date of Patent:** **** Dec. 22, 2015**

(54) **FOOTWEAR**

(75) Inventor: **Edson Matsuo**, Porto Alegre (BR)

(73) Assignee: **Grendene S/A**, Sobral (BR)

(**) Term: **14 Years**

(21) Appl. No.: **29/397,784**

(22) Filed: **Jul. 20, 2011**

(30) **Foreign Application Priority Data**

Jan. 21, 2011 (BR) DI7100575

(51) **LOC (10) Cl.** **02-04**

(52) **U.S. Cl.**
USPC **D2/917**

(58) **Field of Classification Search**
USPC D2/896, 916–917, 925, 946, 969, 971;
36/112, 45, 3 R, 3 A, 7.7, 7.5, 11.5
See application file for complete search history.

(56) **References Cited**

U.S. PATENT DOCUMENTS

D102,152 S *	12/1936	Strassburger	D2/932
D133,999 S *	10/1942	Strassburger	D2/930
3,698,107 A *	10/1972	Fukuoka	36/11.5
D419,283 S *	1/2000	Coito	D2/917
D486,296 S *	2/2004	Morrison et al.	D2/917
D545,039 S *	6/2007	Weitzman et al.	D2/971
D548,933 S *	8/2007	Choi	D2/917
D554,834 S *	11/2007	Chang	D2/917

D572,456 S *	7/2008	Guers-Neyrud	D2/971
D577,482 S *	9/2008	Weitzman	D2/969
D581,149 S *	11/2008	Comeau	D2/973
D582,147 S *	12/2008	Weitzman	D2/971
D590,583 S *	4/2009	Juang	D2/917
D599,540 S *	9/2009	Issler	D2/971
D622,046 S *	8/2010	Issler	D2/971
D640,456 S *	6/2011	Juang	D2/969
D640,457 S *	6/2011	Juang	D2/969
D640,458 S *	6/2011	Juang	D2/969
D640,459 S *	6/2011	Juang	D2/969
D640,460 S *	6/2011	Juang	D2/969
D640,461 S *	6/2011	Juang	D2/969
D642,772 S *	8/2011	Tonkel et al.	D2/917
D644,828 S *	9/2011	Issler	D2/969
D650,156 S *	12/2011	Bisconti	D2/917
D650,972 S *	12/2011	Bisconti	D2/917

* cited by examiner

Primary Examiner — Ian Simmons

Assistant Examiner — Rashida C McCoy

(74) *Attorney, Agent, or Firm* — Laurence P. Colton; Smith Risley Tempel Santos LLC

(57) **CLAIM**

The ornamental design for footwear, as shown and described.

DESCRIPTION

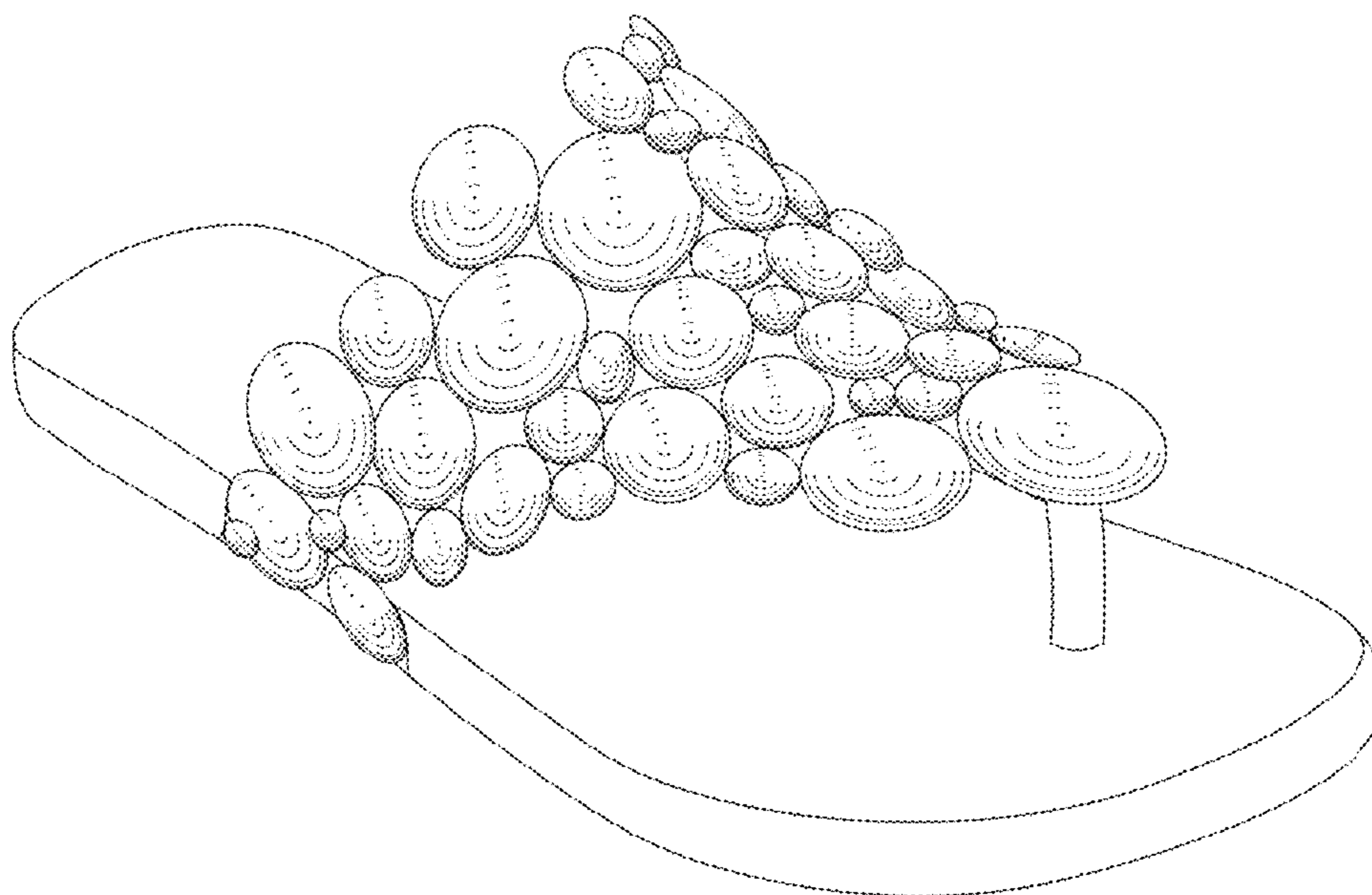
FIG. 1 is a top, front, and left side perspective view of footwear, showing my new design.

FIG. 2 is a side elevational view thereof.

FIG. 3 is a top plan view thereof; and,

FIG. 4 is a bottom plan view thereof.

1 Claim, 2 Drawing Sheets



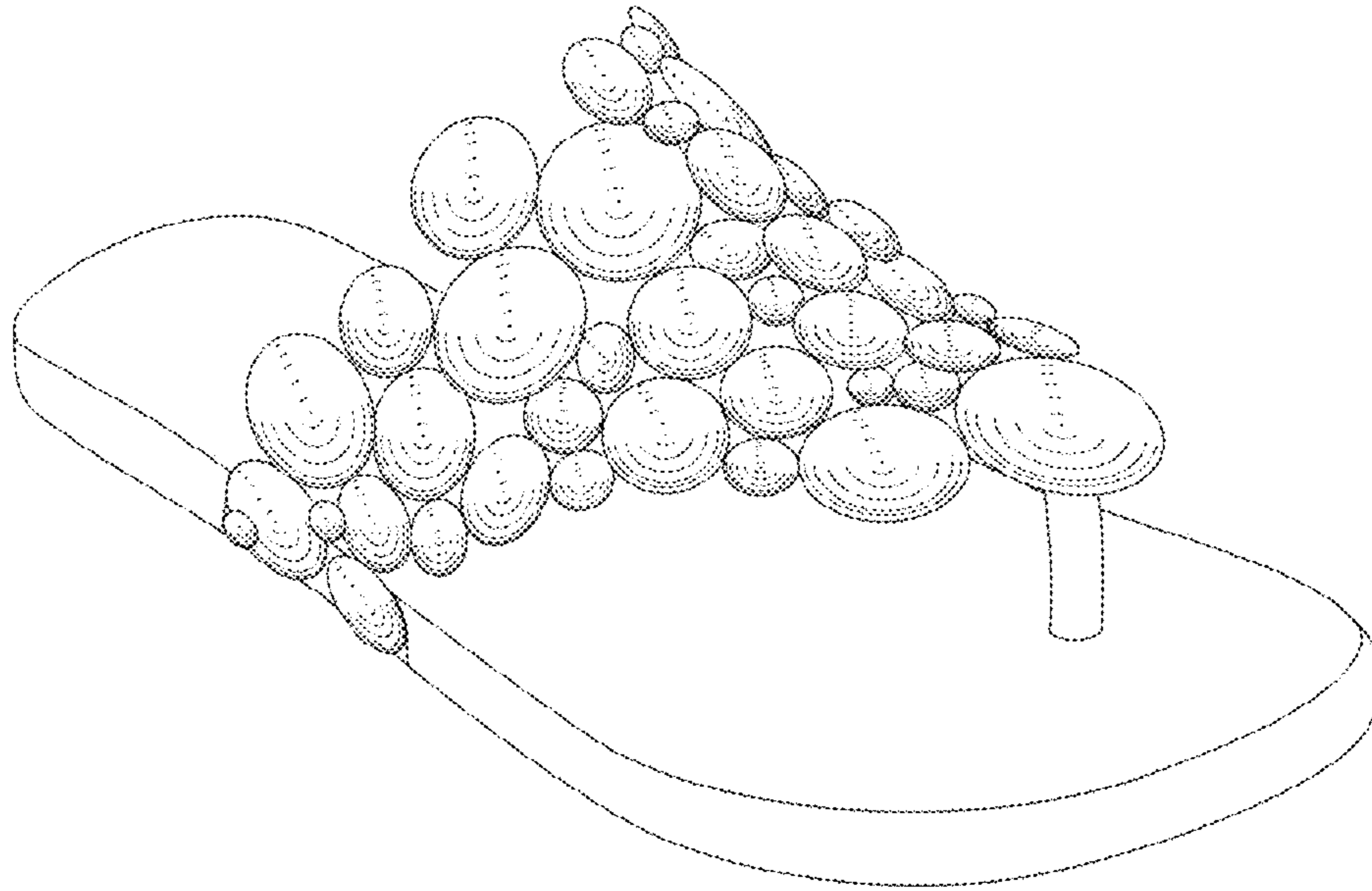


Figure 1

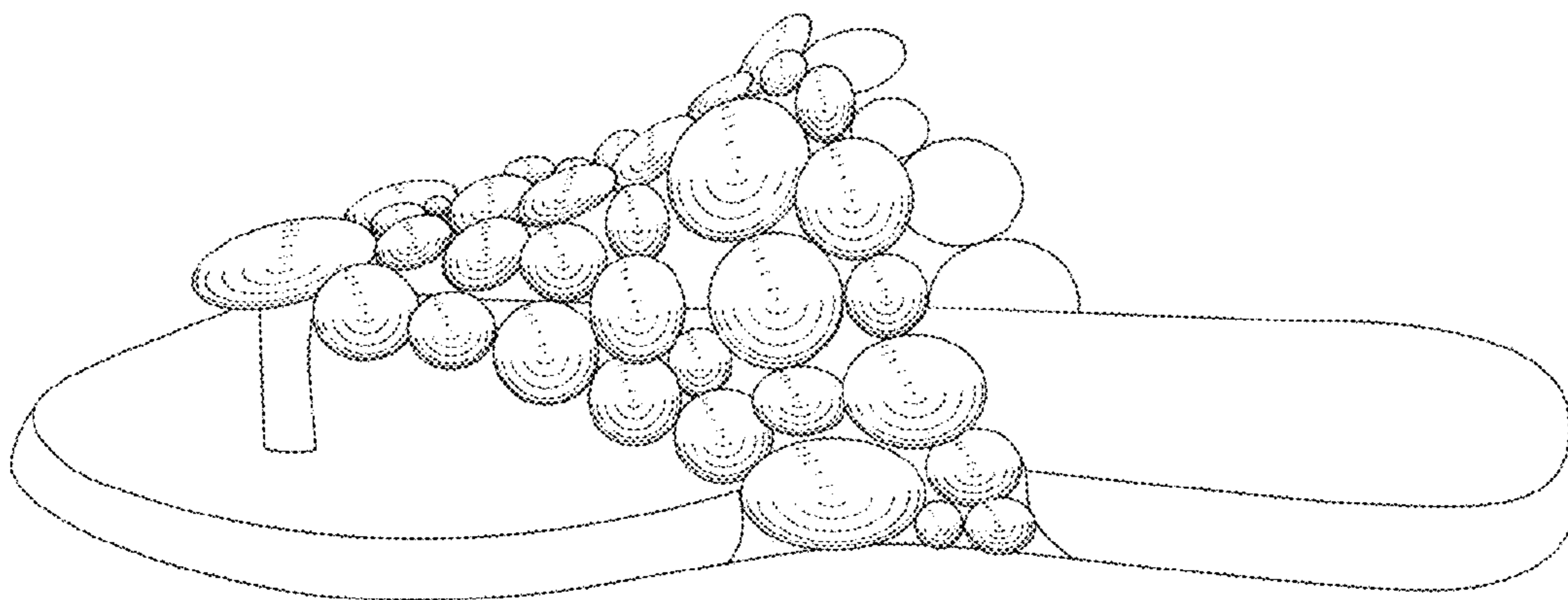


Figure 2

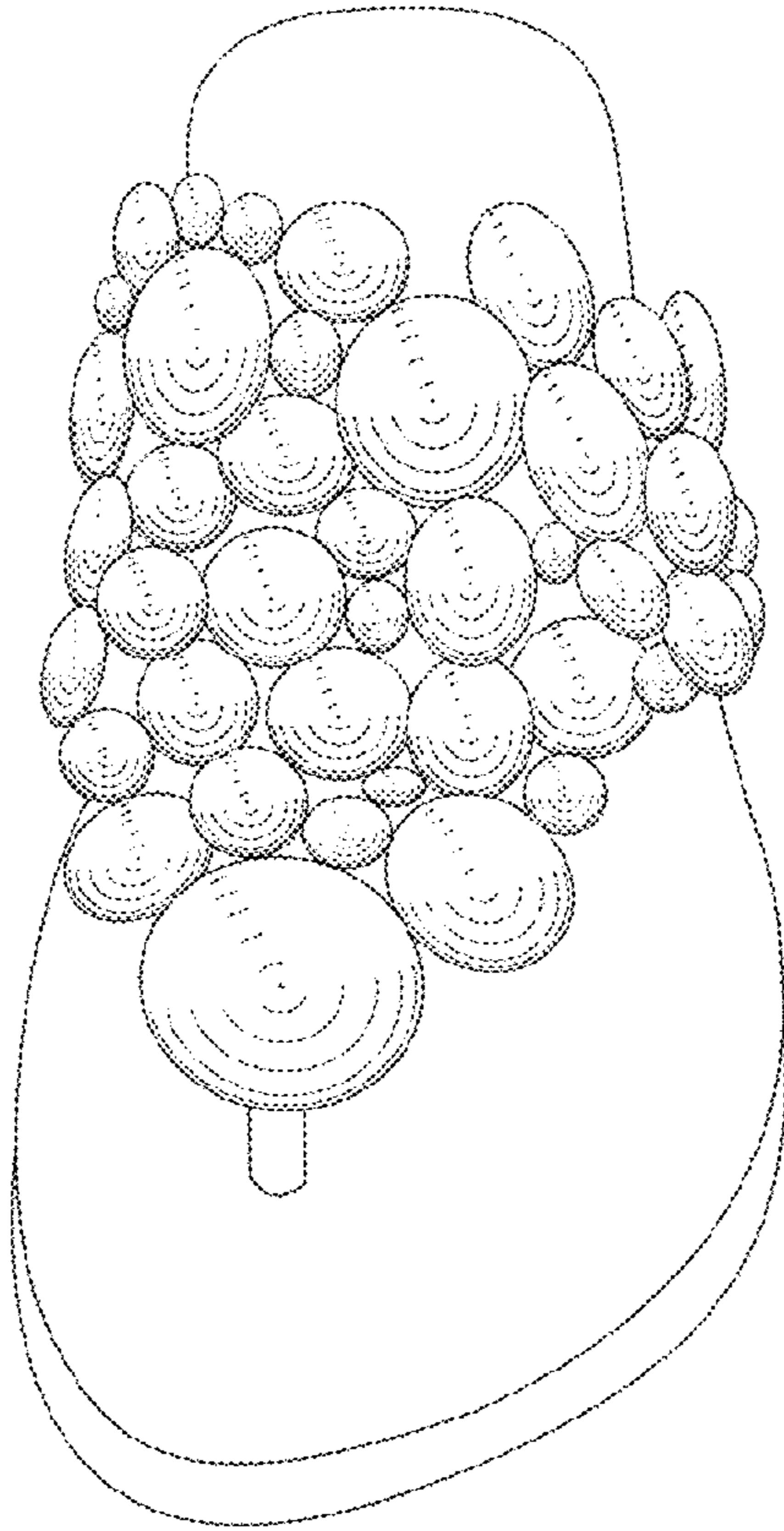


Figure 3

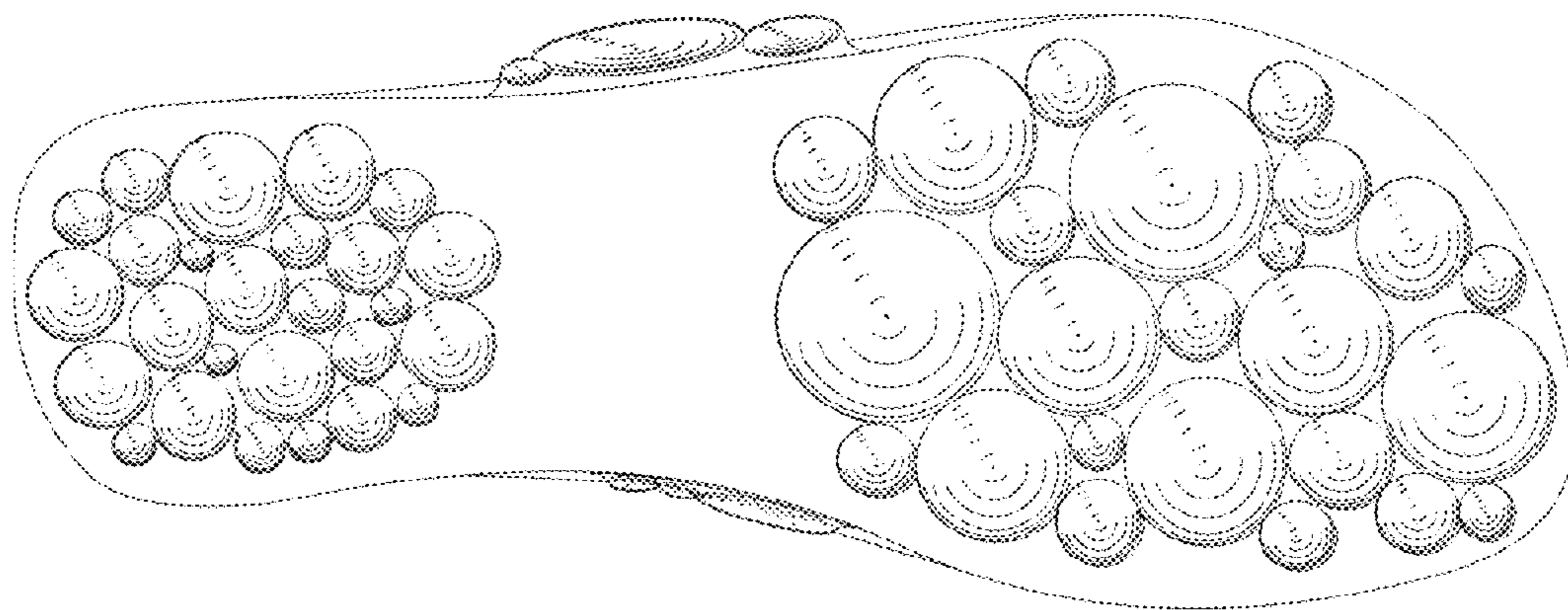


Figure 4