



US00D745755S

(12) **United States Design Patent**
Roberson et al.

(10) **Patent No.:** **US D745,755 S**
(45) **Date of Patent:** **** Dec. 15, 2015**

- (54) **DISHWASHER DOOR**
- (71) Applicant: **BSH Home Appliances Corporation**,
Irvine, CA (US)
- (72) Inventors: **Lindsay Roberson**, Durham, NC (US);
Thomas Ott, Neubiberg (DE)
- (73) Assignee: **BSH Home Appliances Corporation**,
Irvine, CA (US)
- (**) Term: **15 Years**
- (21) Appl. No.: **29/535,807**
- (22) Filed: **Aug. 11, 2015**

6,893,061	B2 *	5/2005	Miller et al.	292/303
D539,992	S *	4/2007	Yamamoto et al.	D32/2
7,216,944	B2 *	5/2007	Oyler et al.	312/311
D544,657	S *	6/2007	Jung et al.	D32/2
D577,869	S *	9/2008	Tartan et al.	D32/2
D613,467	S *	4/2010	Park et al.	D32/6
D627,937	S *	11/2010	Kim	D32/2
D665,957	S *	8/2012	Eng et al.	D32/2

(Continued)

Primary Examiner — Robert A. Delehanty

(74) *Attorney, Agent, or Firm* — James E. Howard; Andre Pallapies

(57) **CLAIM**

The ornamental design for a dishwasher door, as shown and described.

Related U.S. Application Data

- (62) Division of application No. 29/524,047, filed on Apr. 16, 2015, which is a division of application No. 29/481,558, filed on Feb. 7, 2014, now Pat. No. Des. 732,759, which is a division of application No. 29/470,027, filed on Oct. 17, 2013, now Pat. No. Des. 706,503, which is a division of application No. 29/424,377, filed on Jun. 12, 2012, now Pat. No. Des. 696,476, which is a division of application No. 29/403,658, filed on Oct. 10, 2011, now Pat. No. Des. 668,402.
- (51) **LOC (10) Cl.** **15-05**
- (52) **U.S. Cl.**
USPC **D32/3**
- (58) **Field of Classification Search**
USPC D32/1-3, 25, 28; D7/340, 348-350,
D7/405; 312/31, 109, 228; 134/56 D, 57 D,
134/58 D, 58 DL, 201
See application file for complete search history.

DESCRIPTION

FIG. 1 is a front perspective view, from the top, of a dishwasher door according to a first embodiment showing our new ornamental design;

FIG. 2 is a front view thereof;

FIG. 3 is a top view thereof;

FIG. 4 is a left side view thereof, with the right hand side view thereof being a mirror image thereof;

FIG. 5 is a front perspective view thereof from the bottom;

FIG. 6 is a front perspective view, from the top, of a dishwasher door according to a second embodiment showing our new ornamental design;

FIG. 7 is a front view thereof;

FIG. 8 is a top view thereof; and,

FIG. 9 is a left side view thereof, with the right hand side view thereof being a mirror image thereof.

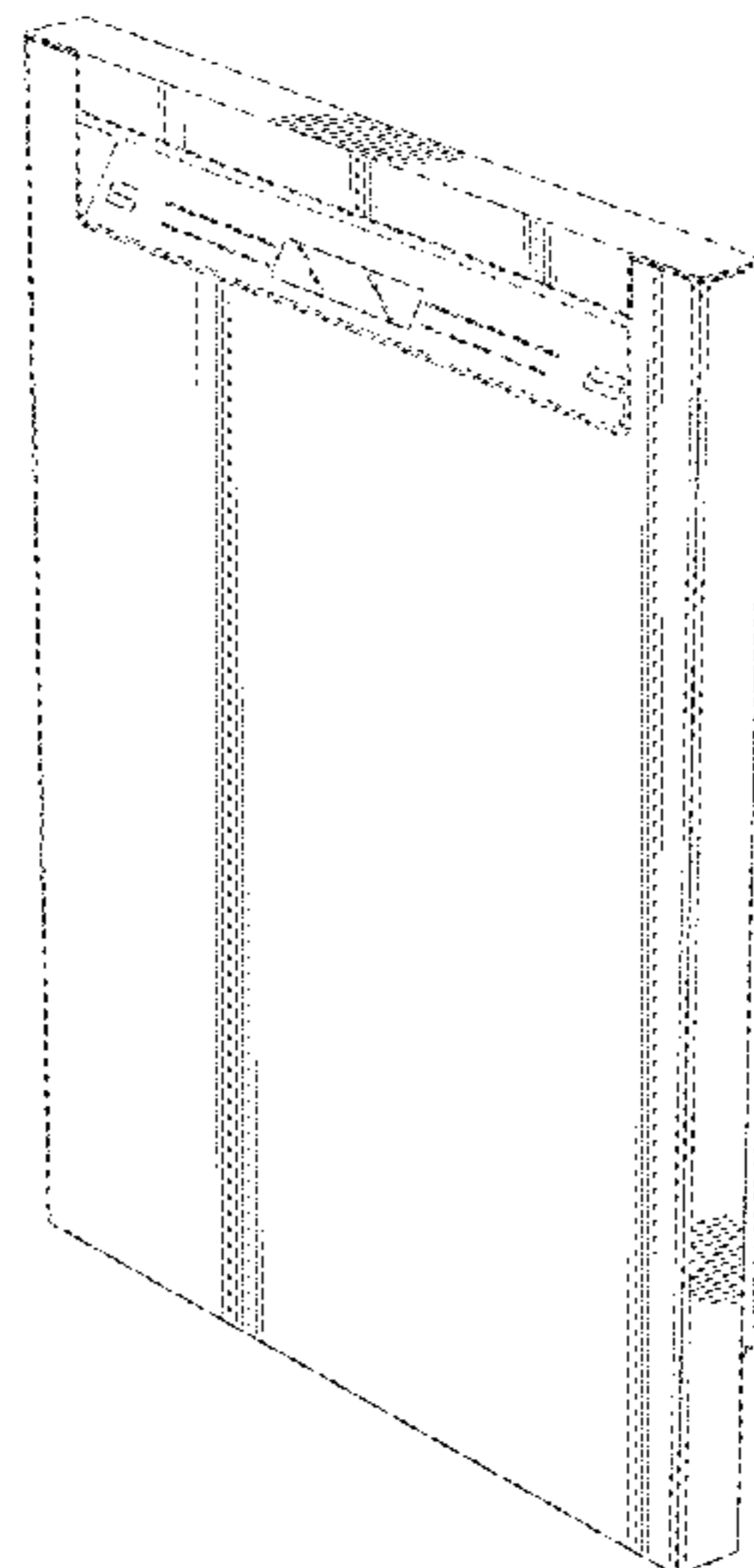
The broken lines of the dishwasher, dishwasher compartment and/or components thereof show surrounding structure or environment and do not form part of the claimed design.

The bottom and rear parts of the dishwasher door, and the bottom, rear and top of the dishwasher compartment are unornamented and form no part of the claimed design.

1 Claim, 7 Drawing Sheets

(56) **References Cited**
U.S. PATENT DOCUMENTS

D385,070	S *	10/1997	Hughes et al.	D32/3
D424,257	S *	5/2000	Umeda et al.	D32/2



(56)

References Cited

U.S. PATENT DOCUMENTS

D668,402 S *	10/2012	Eng et al.	D32/3	D684,734 S *	6/2013	Eng et al.	D32/3
D668,403 S *	10/2012	Eng et al.	D32/3	D684,735 S *	6/2013	Eng et al.	D32/3
D668,404 S *	10/2012	Eng et al.	D32/3	D684,736 S *	6/2013	Eng et al.	D32/3
D670,457 S *	11/2012	Eng	D32/3	D689,248 S *	9/2013	Eng	D32/3
D673,742 S *	1/2013	Eng et al.	D32/2	D692,628 S *	10/2013	Eng et al.	D32/2
					D693,070 S *	11/2013	Eng et al.	D32/3
					2003/0030288 A1 *	2/2003	Miller et al.	292/303

* cited by examiner

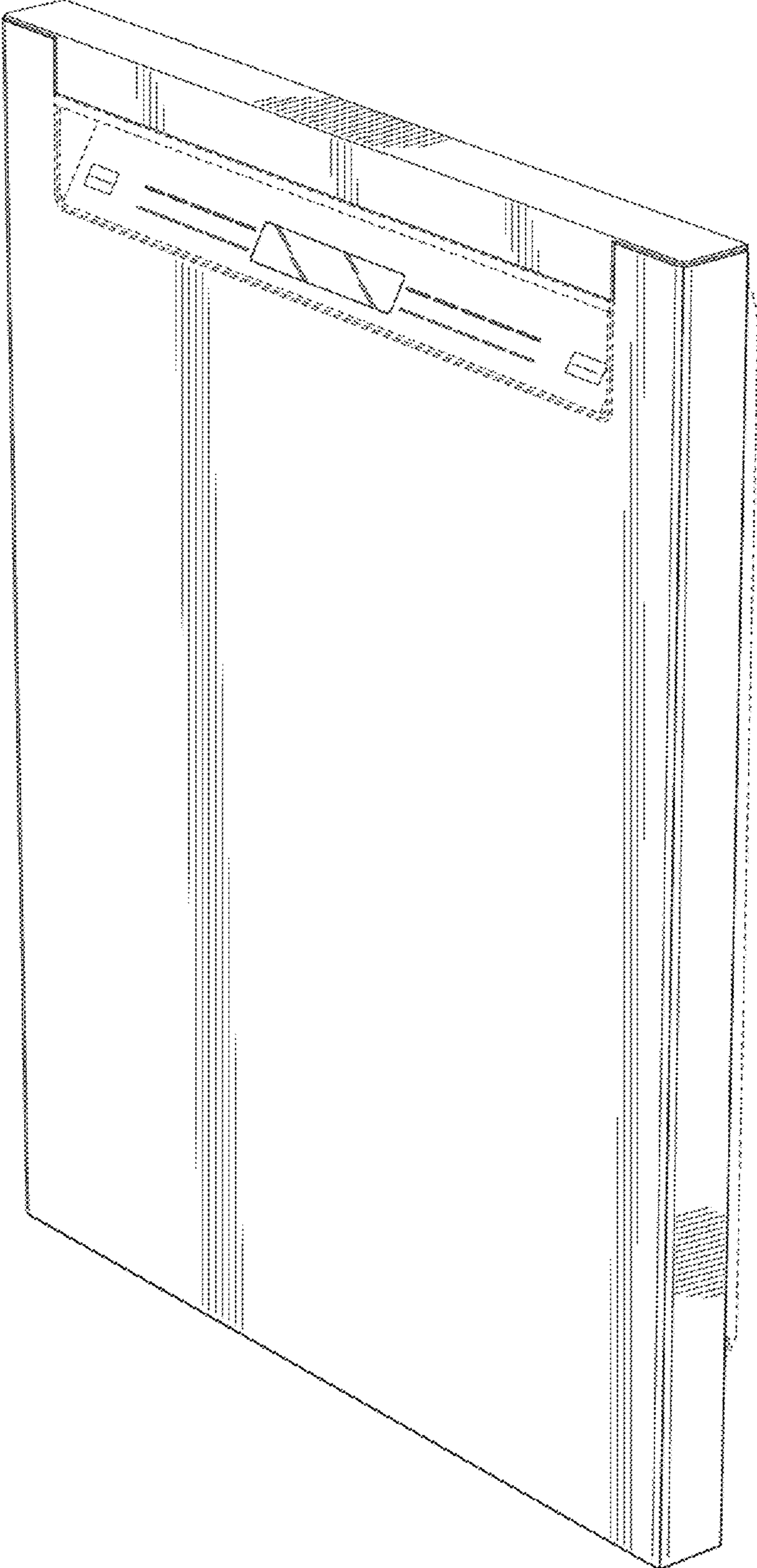


Fig. 1




Fig. 2

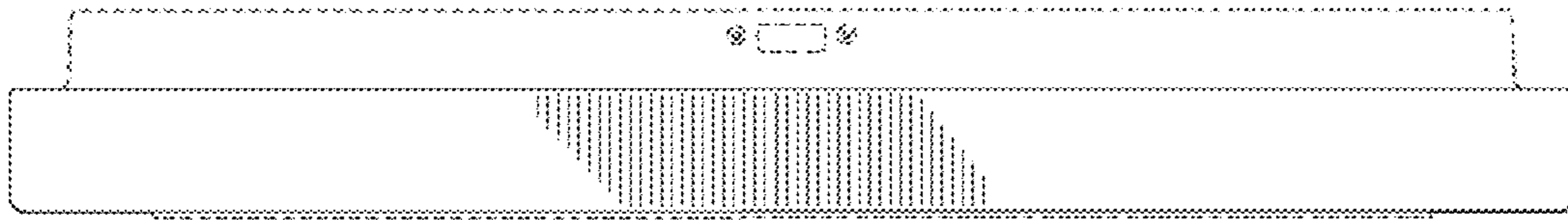


Fig. 3




Fig. 4

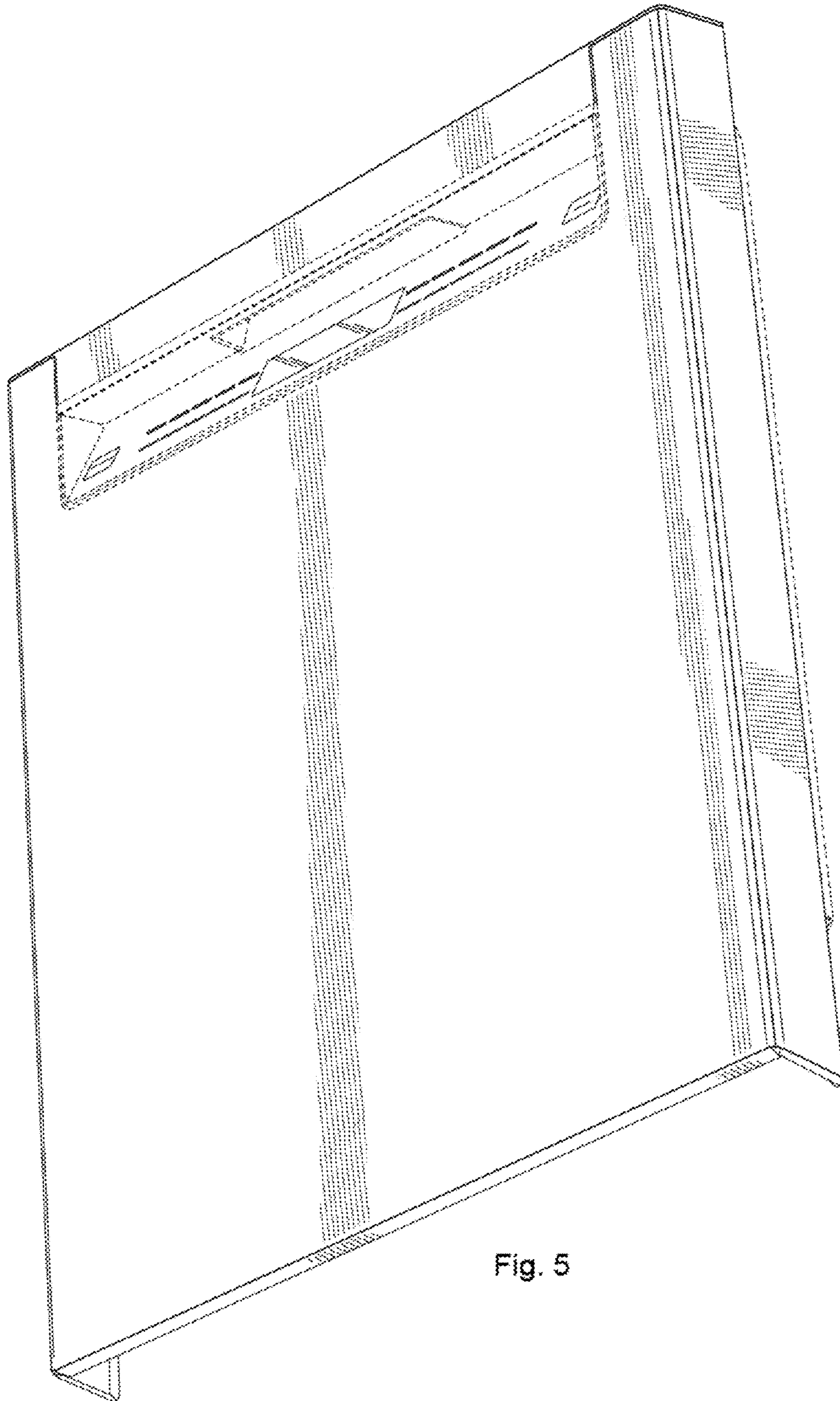


Fig. 5

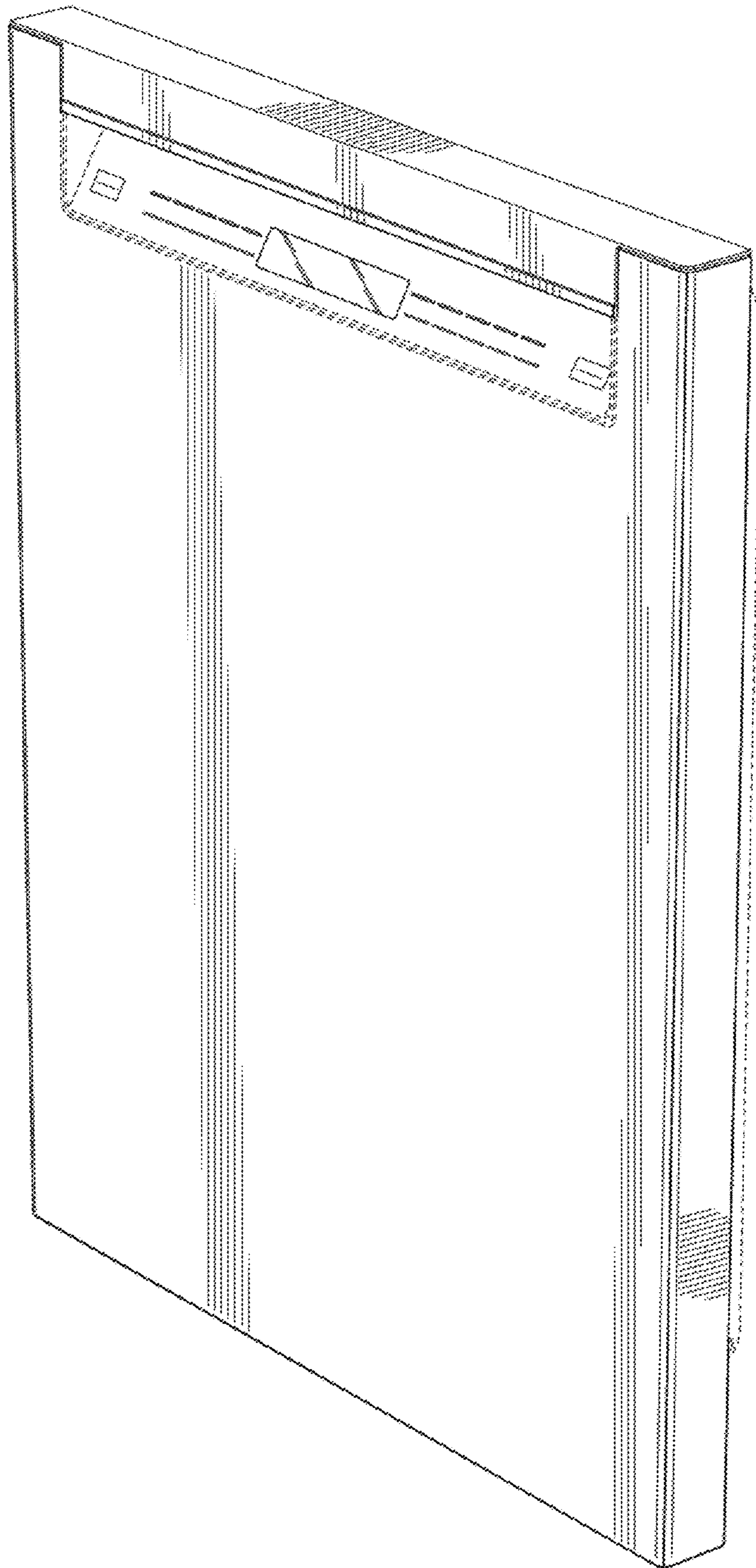


Fig. 6




Fig. 7




Fig. 8




Fig. 9