



US00D745752S

(12) **United States Design Patent**
Roberson

(10) **Patent No.:** **US D745,752 S**

(45) **Date of Patent:** **** Dec. 15, 2015**

(54) **DISHWASHER ACCESSORY**

(71) Applicant: **BSH Home Appliances Corporation**,
Irvine, CA (US)

(72) Inventor: **Lindsay Roberson**, Durham, NC (US)

(73) Assignee: **BSH Home Appliances Corporation**,
Irvine, CA (US)

(**) Term: **15 Years**

(21) Appl. No.: **29/534,269**

(22) Filed: **Jul. 28, 2015**

Related U.S. Application Data

(62) Division of application No. 29/524,618, filed on Apr. 22, 2015, which is a division of application No. 29/483,267, filed on Feb. 27, 2014, now Pat. No. Des. 732,760, which is a division of application No. 29/467,294, filed on Sep. 18, 2013, now Pat. No. Des. 706,501, which is a division of application No. 29/424,748, filed on Jun. 15, 2012, now abandoned, which is a division of application No. 29/393,079, filed on May 31, 2011, now Pat. No. Des. 668,401.

(51) **LOC (10) Cl.** **15-05**

(52) **U.S. Cl.**
USPC **D32/3**

(58) **Field of Classification Search**
USPC D32/1, 2, 3, 25; 134/56 D, 57 D, 58 D,
134/201; 211/41.8, 41.9; 220/488, 555;
68/212

See application file for complete search history.

(56) **References Cited**

U.S. PATENT DOCUMENTS

2,708,037 A * 5/1955 Planeta 211/74
2,798,616 A * 7/1957 Maslow 211/41.8
2,971,652 A * 2/1961 Getchell et al. 211/41.8
3,454,018 A * 7/1969 Ruddick 134/57 R
3,669,278 A * 6/1972 Heroy 211/184

4,589,556 A * 5/1986 Peretz 211/41.9
4,592,471 A * 6/1986 Bross 211/41.2
5,119,947 A * 6/1992 Stewart 211/41.2
D337,345 S * 7/1993 Gracie D17/99
D370,323 S * 5/1996 Lafond D32/55
D439,716 S * 3/2001 Wright D32/55
6,364,130 B2 * 4/2002 Wright 211/41.3
7,228,975 B2 * 6/2007 Yang et al. 211/41.4
D581,619 S * 11/2008 Yang et al. D32/55
D599,068 S * 8/2009 Yang et al. D32/55
D646,450 S * 10/2011 Yang et al. D32/55
D647,678 S * 10/2011 Yang et al. D32/55
8,418,703 B2 * 4/2013 Schessl et al. 134/201
8,540,085 B2 * 9/2013 Klump et al. 211/41.9
2005/0167374 A1 * 8/2005 Yang et al. 211/41.18
2005/0269273 A1 * 12/2005 Yang et al. 211/41.4
2006/0254993 A1 * 11/2006 Lee 211/41.9
2008/0029465 A1 * 2/2008 Yang et al. 211/41.5
2009/0090681 A1 * 4/2009 Graute 211/41.9
2009/0211994 A1 * 8/2009 Yang et al. 211/41.4

* cited by examiner

Primary Examiner — Robert Delehanty

(74) *Attorney, Agent, or Firm* — James E. Howard; Andre Pallapies

(57) **CLAIM**

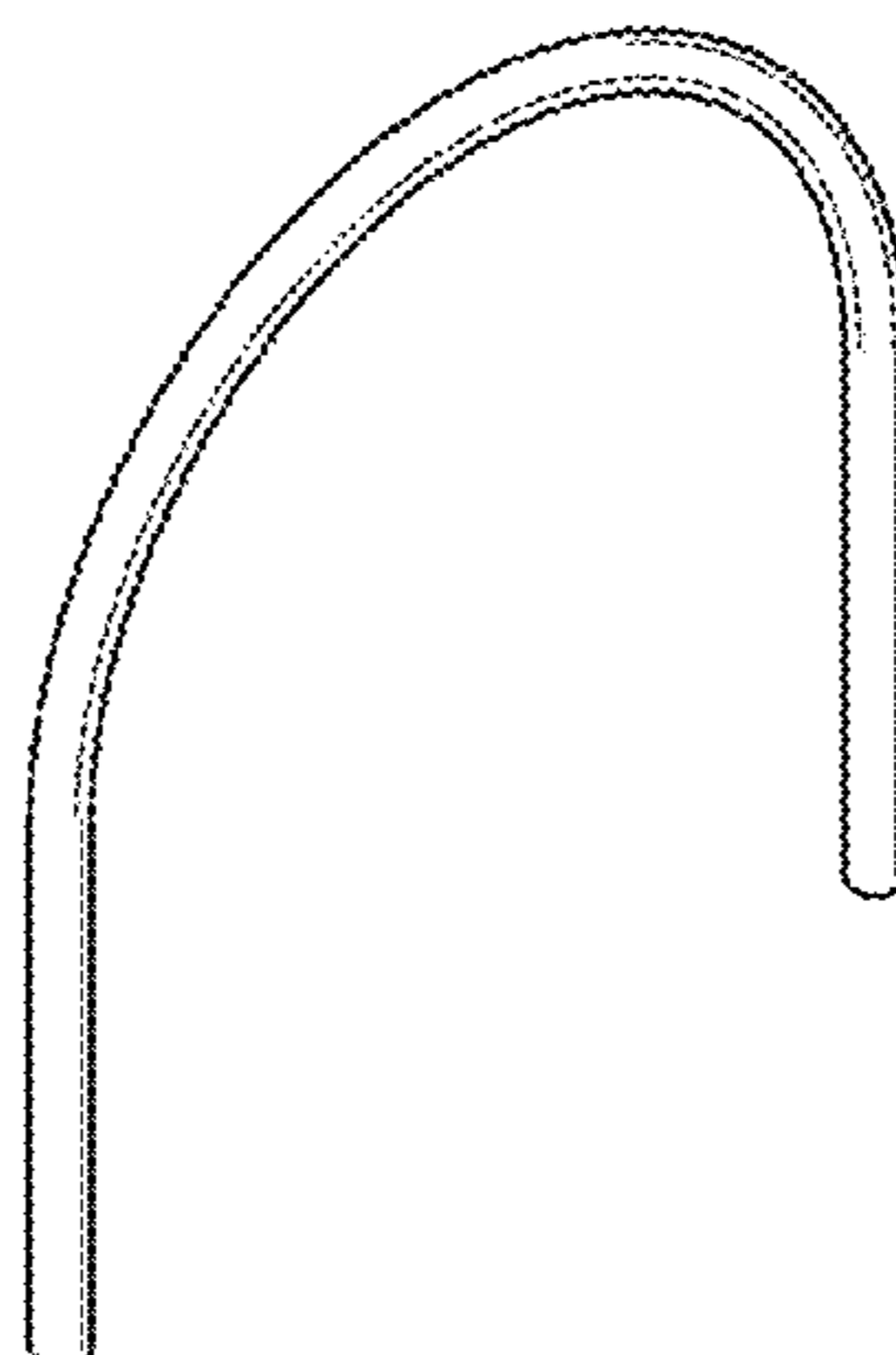
The ornamental design for a dishwasher accessory, as shown and described.

DESCRIPTION

FIG. 1 is a front perspective view of a dishwasher accessory according to my new ornamental design;
FIG. 2 is a front view thereof, with the rear view being identical;
FIG. 3 is a left side view thereof with the right side view thereof being identical;
FIG. 4 is a top view thereof;
FIG. 5 is a bottom view thereof; and,
FIG. 6 is a perspective view thereof in a position in which the dishwasher accessory is assembled or attached to a dishwasher rack.

The broken lines show surrounding structure or environment and do not form part of the claimed design.

1 Claim, 2 Drawing Sheets



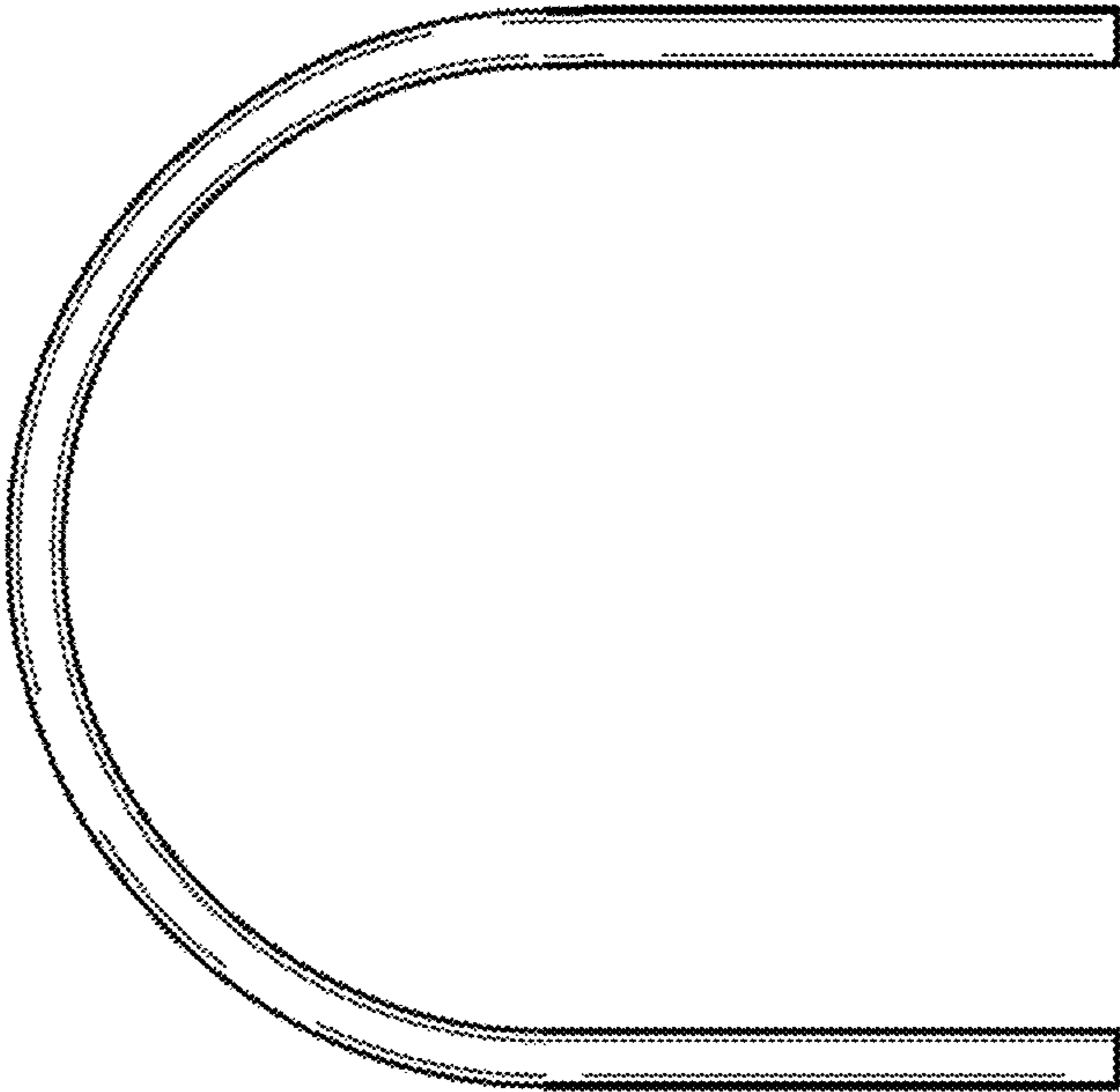


Fig. 2

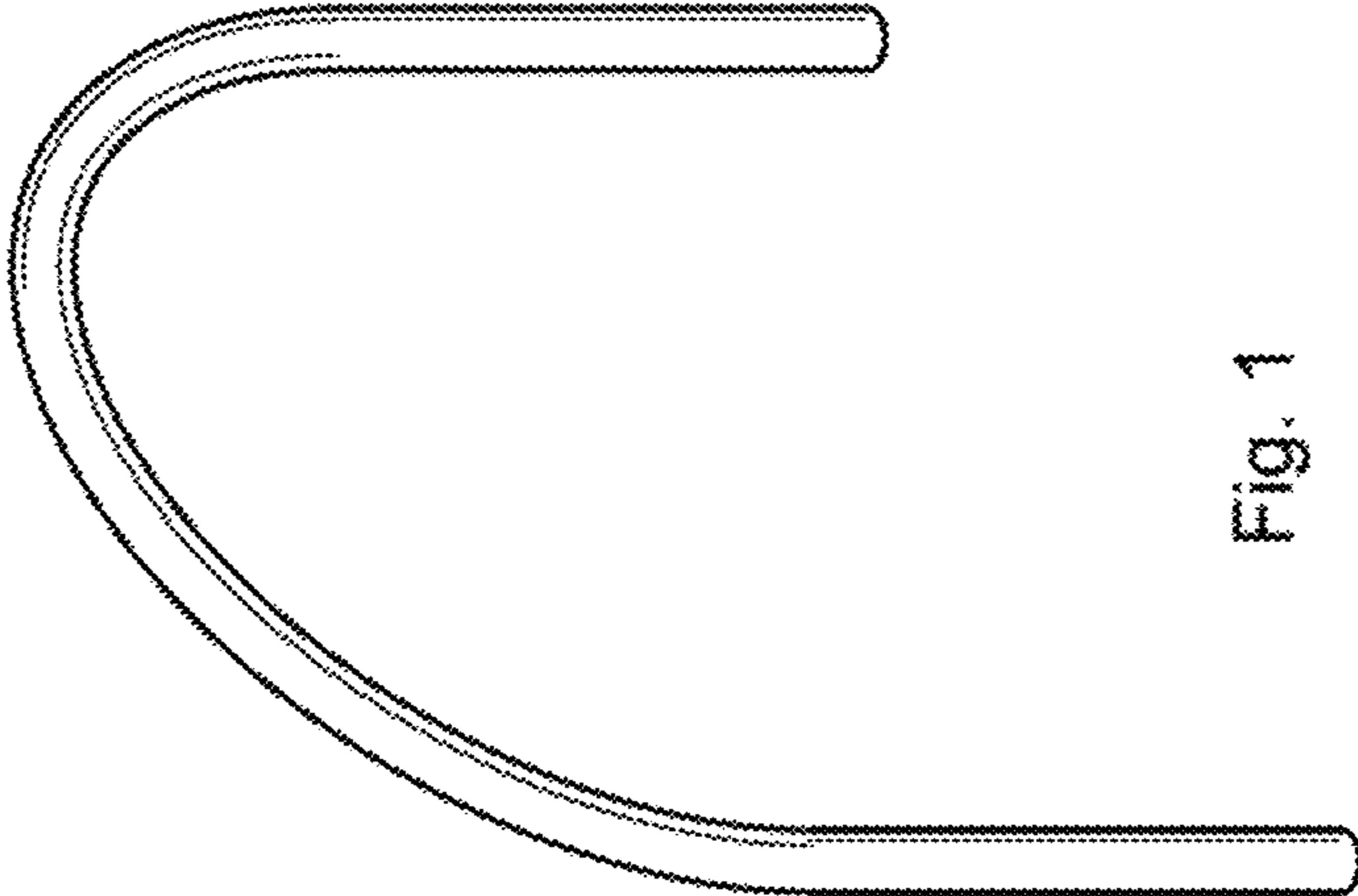


Fig. 1



Fig. 4



Fig. 5



Fig. 3

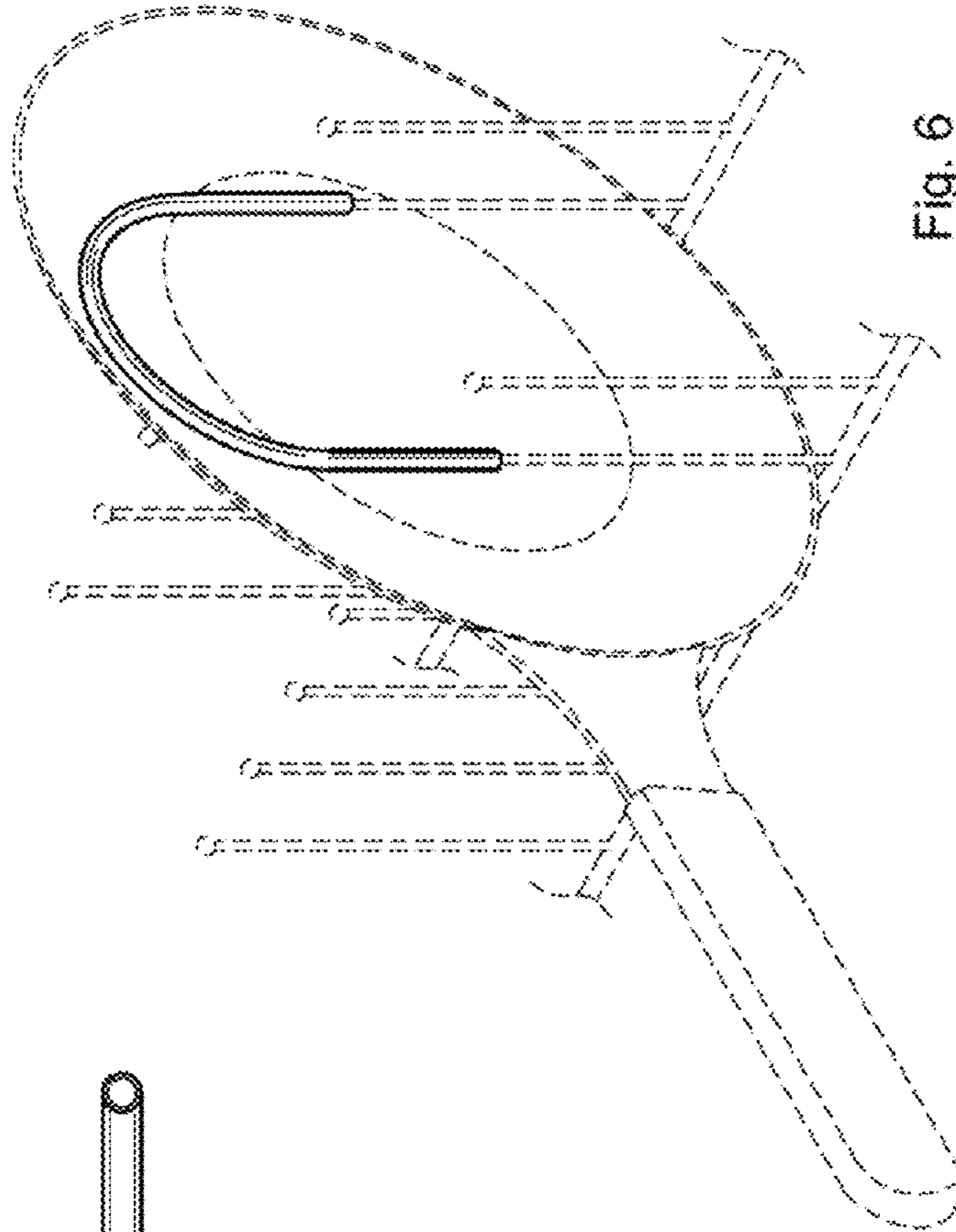


Fig. 6